TIIO-T2 Business Plan Data Template
Scottish Hydro Electric Transmission

BPDT: Workbook

Version 1.0 - Submitted on 09 Dec 2019

Sheet: BPDT Cover

Prices Base: 2018/19

Company Name	Scottish Hydro Electric Transmission
Company Short Name	SHET
Workbook	BPDT:
Version (Number)	1.0
Submitted Date	09/12/2019
File Name	RIIO_T2_BPDT_SHET_v1.0

Licensees

Company Name	**Company Short Name**
National Grid Electricity Transmission	NGET
Scottish Hydro Electric Transmission	SHET
Scottish Power Transmission	SPT

Version Number Convention

To be agreed

Colour Key (to be agreed cross sector)

Non-editable cell	abc
Input cell	12.3
Calculation cell (sub-total)	12.3
Calculation cell (total)	12.3
Link from other sheet in workbook	12.3
Link from other workbook	12.3
Input not relevant	
[Any other colour keys required?]	

RIIO-T2 Business Plan Dat
Scottish Hydro Electric Tra
BPDT: Workbook
Version 1.0 - Submitted on 09
Sheet: A1 Totex
Prices Base: 2018/19

RIIO-T2 Business Plan Data Template
Scottish Hydro Electric Transmission
BPDT: Workbook
Version 1.0 - Submitted on 09 Dec 2019
Sheet: 1.1 Totex Annual Profile
Prices Base: 2018/19

Price Control Costs	**Cost Category**	**Funding Category**	Actual RIIO T1 2014 £m	2015 £m	2016 £m	2017 £m	2018 £m	Forecast 2019 £m	2020 £m	2021 £m	Total RIIO T1 £M	Forecast RIIO T2 2022 £m	2023 £m	2024 £m	2025 £m	2026 £m	Total RIIO T2 £M	Forecast Beyond T2 2027 £m	2028 £m	2029 £m	2030 £m	2031 £m	Total Beyond T2 £M	Totals RIIO-T1 £m	RIIO-T2 £m	Beyond T2 £m
Price Control Costs	**Load**	Local Enabling (Entry)	27.236	39.286	41.543	65.742	140.848	96.952	149.386	159.506	720.499	139.516	158.999	65.578	- 8.030	-	356.063	-	-	-	-	-	-	720.499	356.063	-
		Local Enabling (Exit)	-	-	0.277	4.924	2.956	0.545	5.984	5.528	20.214	-	-	-	-	-	-	-	-	-	-	-	-	20.214	-	-
		Wider Works	91.801	262.960	442.577	334.541	154.721	107.988	56.540	28.626	1,479.754	76.198	87.110	88.418	112.361	101.821	465.908	34.458	-	-	-	-	34.458	1,479.754	465.908	34.458
		LRE - sole-use Local Enabling (Exit - Sole Use)	14.181	5.609	6.147	10.749	14.965	3.260	7.713	13.148	75.772	-	-	-	-	-	-	-	-	-	-	-	-	75.772	-	-
		LRE - sole-use Local Enabling (Entry - Sole Use)	4.075	- 1.161	7.495	- 6.481	10.268	- 9.426	- 1.143	3.071	6.698	12.746	3.011	-	-	-	15.757	-	-	-	-	-	-	6.698	15.757	-
		TSS Infrastructure	-	0.074	0.226	-	-	-	2.565	-	2.865	-	-	-	-	-	-	-	-	-	-	-	-	2.865	-	-
		Total Load Related Costs	137.293	306.768	498.265	409.475	323.758	199.319	221.045	209.879	2,305.802	228.460	249.120	153.996	104.331	101.821	837.728	34.458	-	-	-	-	34.458	2,305.802	837.728	34.458
	Non Load	Replacement	19.698	19.010	15.371	13.366	43.237	72.164	89.487	86.074	358.407	87.188	154.705	181.731	238.576	110.801	773.001	-	-	-	-	-	-	358.407	773.001	-
		Refurb	-	0.082	0.413	0.012	-	0.245	0.159	-	0.911	-	0.481	-	-	-	0.481	-	-	-	-	-	-	0.911	0.481	-
		Non-Load Other	-	-	0.131	-	0.034	-	-	-	0.165	11.512	13.083	13.383	13.083	7.060	58.121	-	-	-	-	-	-	0.165	58.121	-
		Total Non-Load Related Costs	20.936	20.261	17.416	16.050	48.007	74.817	97.726	93.154	388.367	105.780	175.279	201.574	257.579	123.231	863.443	-	-	-	-	-	-	388.367	863.443	-
	Non Op Capex	Non-Operational Capex	0.338	2.122	1.805	5.042	5.224	3.087	3.277	3.341	24.236	18.607	37.836	35.161	13.309	7.474	112.387	-	-	-	-	-	-	24.236	112.387	-
	Network Operating Costs	**Total Network Operating Costs**	3.562	5.032	6.967	15.068	16.393	13.871	40.291	48.107	149.291	31.114	47.704	45.878	51.664	31.441	207.801	-	-	-	-	-	-	149.291	207.801	-
	Indirects	CAI	30.500	34.114	38.004	35.303	36.149	38.935	43.500	43.826	300.331	51.991	51.806	50.561	50.374	50.639	255.371	-	-	-	-	-	-	300.331	255.371	-
		Business Support	8.103	9.269	12.662	13.520	14.418	15.094	17.520	17.521	108.108	19.985	21.019	21.290	21.366	21.261	104.921	-	-	-	-	-	-	108.108	104.921	-
	Other Costs Within Price Control (Placeholder post May 2019)	**Total Other Costs Within Price Control (Placeholder post May 2019)**	1.447	1.848	2.986	5.615	4.874	3.559	8.105	4.652	33.085	5.268	5.799	3.931	2.575	2.467	20.039	-	-	-	-	-	-	33.085	20.039	-
	Costs within Price Control	**Total Costs within Price Control**	202.179	379.415	578.104	500.073	448.823	348.682	431.464	420.479	3,309.219	461.205	588.564	512.390	501.198	338.333	2,401.690	34.458	-	-	-	-	34.458	3,309.219	2,401.690	34.458
Non Price Control Costs	**Excluded Services**	Excluded Services	-	3.779	7.473	6.099	0.030	-	-	-	17.381	-	-	-	-	-	-	-	-	-	-	-	-	17.381	-	-
	Non Activity Based Costs	**Total Non Activity Based Costs**	14.855	- 0.841	11.210	12.196	36.725	39.322	37.979	45.058	196.503	47.836	52.354	57.463	60.542	62.791	280.987	-	-	-	-	-	-	196.503	280.987	-
Total TO	**Total TO**	**Total TO**	217.034	382.353	596.787	518.368	485.579	388.004	469.443	465.537	3,523.104	509.041	640.918	569.854	561.740	401.125	2,682.676	34.458	-	-	-	-	34.458	3,523.104	2,682.676	34.458
		Reconciliation to RRP 2018/19 (Submitted 31st July 2019	212.7	378.4	594.6	517.4	485.6	388.0	469.1	989.8	4,035.572						-						-	4,035.572	-	-
		Total TO (incl. Adjustment)	4.3	3.9	2.2	0.9	0.0	-0.0	0.3	-524.3	- 512.468	509.0	640.9	569.9	561.7	401.1	2,682.676	34.5	-	-	-	-	34.458	- 512.468	2,682.676	34.458

Colour Key (to be agreed cross sector)

Non-editable cell	abc
Input cell	12.3
Calculation cell (sub-total)	12.3
Calculation cell (total)	12.3
Link from other sheet in workbook	12.3
Link from other workbook	12.3
Input not relevant	

Notes/Explanation of variance:

The input totals in row 30 are from the 2018/19 RRP for the sum of Totex from table 2.4 £3,792m plus Items outside of Totex from table 3.1 of £243m = £4,035.572. Note this does not include TIRG because there is no equivalent table to disclose our spend in that category, so the overall T1 position does not fully capture our entire spend. Adjustments of £501.8m relate to:
- Remove Islands spend from 2020 and 2021 years totalling £493m.
- Remove Thurso Gillsbay from 2020 and 2021 years totalling £58m as this scheme has been delayed and will be funded as part of the new volume drvier mechanism in T2.
- Adjust for phasing of T1 / T2 cross over schemes of £27m to ensure no double counting of scheme costs.
-Adjust for overheads capitalised of £11.5m under TIRG during the early years of T1 as these are shown in Gross Overheads as this is how they are repoted in the RRP. However, as TIRG is removed from these tables this causes a reconcilation issue with reporting Gross CAI's and matching back to RRP so these need to be reintroduced.

RIIO-T2 Business Plan Data Template
Scottish Hydro Electric Transmission
£m 2018/19 Prices

BPFM Actual Expenditure Inputs

TO			2013/14	2014/15	2015/16	2016/17	2017/18	2018/19	2019/20	2020/21	2021/22	2022/23	2023/24	2024/25	2025/26
Actual load related capital expenditure	£m	ALC	159.0	329.0	529.1	428.7	352.9	249.5	256.7	291.0	243.9	261.5	162.2	110.9	112.4
Actual asset replacement capital expenditure	£m	ARC	21.6	21.5	14.3	22.5	41.5	45.9	74.7	80.9	91.8	160.5	188.2	248.5	121.2
Actual other capex expenditure	£m	AOC	0.7	3.0	5.1	11.2	11.2	7.7	34.3	33.6	30.3	46.8	45.3	47.6	22.0
Actual controllable opex	£m	ACO	14.7	18.0	21.9	25.8	33.2	39.1	49.9	54.5	63.9	66.6	64.1	66.0	63.9
Actual non-operational capex	£m	ANC	0.3	2.1	1.8	5.3	5.4	3.1	2.8	3.6	21.6	43.0	43.0	19.8	11.0
Total Actual Expenditure	£m		196.4	373.6	572.1	493.5	444.1	345.4	418.4	463.5	451.5	578.5	502.9	492.9	330.4

BPFM Uncertain Expenditure Inputs

TO			2013/14	2014/15	2015/16	2016/17	2017/18	2018/19	2019/20	2020/21	2021/22	2022/23	2023/24	2024/25	2025/26
Uncertain costs - Enhanced Physical Site Security	£m	IAEEPS									-	-	-	-	-
Uncertain costs – workforce renewal (SPTL only)	£m	IAEWR									-	-	-	-	-
Uncertain costs – BT 21st Century (SHETPLC only)	£m	IAEBT									-	-	-	-	-
Uncertain costs – compensation costs for landowners for wayleave (SHETPLC only)	£m	IAEWL									-	-	-	-	-
Baseline and strategic wider works outputs	£m	WWE									-	-	-	-	-
Network development and wider works volume driver (NGET only)	£m	IWW									-	-	-	-	-
Enhancements to pre-existing infrastructure	£m	EPIE									-	-	-	-	-
Demand related infrastructure volume driver	£m	DRI									-	-	-	-	-
Undergrounding volume driver	£m	UCE									-	-	-	-	-
Generation connections volume driver	£m	GCE									-	-	-	-	-
Innovation roll out mechanism	£m	IRM									-	-	-	-	-
Exceptional Sub Sea Cable Faults	£m	IAESSCM									-	-	-	-	-
Non-load Related Work Costs	£m	IAENLUM									-	-	-	-	-
Total Uncertain Expenditure	£m		-	-	-	-	-	-	-	-	-	-	-	-	-

RIIO-2 additional items

TO															
Asset class 1 expenditure	£m		-	-	-	-	-	-	-	-	-	-	-	-	-
Asset class 2 expenditure	£m		-	-	-	-	-	-	-	-	-	-	-	-	-
[Spare 1]	£m		-	-	-	-	-	-	-	-	-	-	-	-	-
[Spare 2]	£m		-	-	-	-	-	-	-	-	-	-	-	-	-
[Spare 3]	£m		-	-	-	-	-	-	-	-	-	-	-	-	-
[Spare 4]	£m		-	-	-	-	-	-	-	-	-	-	-	-	-
[Spare 5]	£m		-	-	-	-	-	-	-	-	-	-	-	-	-
RIIO-2 legacy price control adjustments to allowed revenue	£m										-				
RIIO-2 legacy price control adjustments to RAV	£m														

BPFM Pension Inputs

TO			2013/14	2014/15	2015/16	2016/17	2017/18	2018/19	2019/20	2020/21	2021/22	2022/23	2023/24	2024/25	2025/26
Pension Scheme Administration and Pension Protection Fund levy	£m	APFE	2.4	2.3	1.1	1.0	0.6	-	-	-					
Revised allowances following Ofgem 2017 Reasonableness Review	£m		0.6	0.6	2.0	2.0	2.0	3.5	2.8	-	-	-	-	-	-
Adjustments since 2017 Reasonableness Review	£m														
Pension Scheme Established Deficit Repair Allowance	£m	EDE	0.6	0.6	2.0	2.0	2.0	3.5	2.8	-	-	-	-	-	-

Non-totex			2013/14	2014/15	2015/16	2016/17	2017/18	2018/19	2019/20	2020/21	2021/22	2022/23	2023/24	2024/25	2025/26
Non-controllable opex (excl PPF & Admin)	£m		11.6	(3.2)	9.4	10.9	36.1	39.3	38.0	45.1	47.8	52.4	57.5	60.5	62.8

BPFM Excluded Services Inputs (DARTs)																
TO			2013/14	2014/15	2015/16	2016/17	2017/18	2018/19	2019/20	2020/21	2021/22	2022/23	2023/24	2024/25	2025/26
	Excluded services revenue	£m	7.1	13.5	22.8	26.6	17.2	23.5	25.0	25.2	22.3	22.3	22.3	22.3	22.3
	Identified excluded services costs	£m	-	-	-	-	-	-	-	-	-	-	-	-	-
	Excluded services	£m	7.1	13.5	22.8	26.6	17.2	23.5	25.0	25.2	22.3	22.3	22.3	22.3	22.3

BPFM Statutory Depreciation Inputs															
TO			2013/14	2014/15	2015/16	2016/17	2017/18	2018/19	2019/20	2020/21	2021/22	2022/23	2023/24	2024/25	2025/26
	Statutory depreciation	£m	22.4	29.5	40.0	48.8	59.7	68.3	77.9	82.2	86.7	94.7	100.8	106.4	108.5
	Capex	£m	349.2	467.2	572.5	500.5	429.4	341.3	378.2	353.8	431.3	569.5	510.3	515.5	356.1

RIIO-T2 Business Plan Data Template
Scottish Hydro Electric Transmission
BPDT: Workbook
Version 1.0 - Submitted on 09 Dec 2019
Sheet: A1.6 RPE Table
Prices Base: 2018/19

				RIIO-T1								RIIO-T2				
				2014	2015	2016	2017	2018	2019	2020	2021	2022	2023	2024	2025	2026
				£	£	£	£	£	£	£	£	£	£	£	£	£

RPE Indices

				RIIO-T1								RIIO-T2				
	Expenditure Category		Unit	**2014**	**2015**	**2016**	**2017**	**2018**	**2019**	**2020**	**2021**	**2022**	**2023**	**2024**	**2025**	**2026**
		Network Operating Costs	Index						1.00	-	-	1.01	1.01	1.01	1.01	1.01
		Indirect Opex	Index						1.00	-	-	1.01	1.01	1.01	1.01	1.01
		Capex	Index						1.00	-	-	1.01	1.01	1.01	1.01	1.01
	Other	Specify:	Index						1.00	-	-	-	-	-	-	-
	Other	Specify:	Index						1.00	-	-	-	-	-	-	-
	Other	Specify:	Index						1.00	-	-	-	-	-	-	-
	Other	Specify:	Index						1.00	-	-	-	-	-	-	-
	Other	Specify:	Index						1.00	-	-	-	-	-	-	-

RPE Weightings

				RIIO-T1								RIIO-T2				
	Network Operating Costs	Specify: Expenditure Category	Unit	**2014**	**2015**	**2016**	**2017**	**2018**	**2019**	**2020**	**2021**	**2022**	**2023**	**2024**	**2025**	**2026**
		General Labour: Opex	%							72.00	72.00	72.00	72.00	72.00	72.00	72.00
		General Labour: Capex	%							-	-	-	-	-	-	-
		Specialist Labour: Opex	%							-	-	-	-	-	-	-
		Specialist Labour: Capex	%							-	-	-	-	-	-	-
		Materials: Opex	%							9.00	9.00	9.00	9.00	9.00	9.00	9.00
		Materials: Capex	%							-	-	-	-	-	-	-
		Plant & Equipment	%							6.00	6.00	6.00	6.00	6.00	6.00	6.00
		Transport	%							9.00	9.00	9.00	9.00	9.00	9.00	9.00
		Other: Opex	%							4.00	4.00	4.00	4.00	4.00	4.00	4.00
		Other: Capex	%							-	-	-	-	-	-	-
	SUBTOTAL		%							100.00	100.00	100.00	100.00	100.00	100.00	100.00
	Opex: Indirect Costs	Specify: Expenditure Category														
		General Labour: Opex	%							100.00	100.00	100.00	100.00	100.00	100.00	100.00
		General Labour: Capex	%							-	-	-	-	-	-	-
		Specialist Labour: Opex	%							-	-	-	-	-	-	-
		Specialist Labour: Capex	%							-	-	-	-	-	-	-
		Materials: Opex	%							-	-	-	-	-	-	-
		Materials: Capex	%							-	-	-	-	-	-	-
		Plant & Equipment	%							-	-	-	-	-	-	-
		Transport	%							-	-	-	-	-	-	-
		Other: Opex	%							-	-	-	-	-	-	-
		Other: Capex	%							-	-	-	-	-	-	-
	SUBTOTAL		%							100.00	100.00	100.00	100.00	100.00	100.00	100.00
	Capex	Specify: Expenditure Category														
		General Labour: Opex	%							-	-	-	-	-	-	-
		General Labour: Capex	%							36.00	36.00	36.00	36.00	36.00	36.00	36.00
		Specialist Labour: Opex	%							-	-	-	-	-	-	-
		Specialist Labour: Capex	%							-	-	-	-	-	-	-
		Materials: Opex	%							-	-	-	-	-	-	-

		Materials: Capex	%							30.00	30.00	30.00	30.00	30.00	30.00	30.00
		Plant & Equipment	%							24.00	24.00	24.00	24.00	24.00	24.00	24.00
		Transport	%							1.00	1.00	1.00	1.00	1.00	1.00	1.00
		Other: Opex	%							-	-	-	-	-	-	-
		Other: Capex	%							9.00	9.00	9.00	9.00	9.00	9.00	9.00
	SUBTOTAL		%							100.00	100.00	100.00	100.00	100.00	100.00	100.00
	Other	Specify: Expenditure Category														
		General Labour: Opex	%							-	-	-	-	-	-	-
		General Labour: Capex	%							-	-	-	-	-	-	-
		Specialist Labour: Opex	%							-	-	-	-	-	-	-
		Specialist Labour: Capex	%							-	-	-	-	-	-	-
		Materials: Opex	%							-	-	-	-	-	-	-
		Materials: Capex	%							-	-	-	-	-	-	-
		Plant & Equipment	%							-	-	-	-	-	-	-
		Transport	%							-	-	-	-	-	-	-
		Other: Opex	%							-	-	-	-	-	-	-
		Other: Capex	%							-	-	-	-	-	-	-
	SUBTOTAL		%							-	-	-	-	-	-	-
	Other	Specify: Expenditure Category														
		General Labour: Opex	%							-	-	-	-	-	-	-
		General Labour: Capex	%							-	-	-	-	-	-	-
		Specialist Labour: Opex	%							-	-	-	-	-	-	-
		Specialist Labour: Capex	%							-	-	-	-	-	-	-
		Materials: Opex	%							-	-	-	-	-	-	-
		Materials: Capex	%							-	-	-	-	-	-	-
		Plant & Equipment	%							-	-	-	-	-	-	-
		Transport	%							-	-	-	-	-	-	-
		Other: Opex	%							-	-	-	-	-	-	-
		Other: Capex	%							-	-	-	-	-	-	-
	SUBTOTAL		%							-	-	-	-	-	-	-
	Other	Specify: Expenditure Category														
		General Labour: Opex	%							-	-	-	-	-	-	-
		General Labour: Capex	%							-	-	-	-	-	-	-
		Specialist Labour: Opex	%							-	-	-	-	-	-	-
		Specialist Labour: Capex	%							-	-	-	-	-	-	-
		Materials: Opex	%							-	-	-	-	-	-	-
		Materials: Capex	%							-	-	-	-	-	-	-
		Plant & Equipment	%							-	-	-	-	-	-	-
		Transport	%							-	-	-	-	-	-	-

		Other: Opex	%							-	-	-	-	-	-	-
		Other: Capex	%							-	-	-	-	-	-	-
	SUBTOTAL		%							-	-	-	-	-	-	-
TOTAL			**%**							**300.00**	**300.00**	**300.00**	**300.00**	**300.00**	**300.00**	**300.00**
Disaggregated Opex RPE Costs				**RIIO-T1**								**RIIO-T2**				
	Network Operating Costs		Unit	**2014**	**2015**	**2016**	**2017**	**2018**	**2019**	**2020**	**2021**	**2022**	**2023**	**2024**	**2025**	**2026**
		Faults	£m							-	-	-	-	-	-	-
		Inspections	£m													
		Repairs & Maintenance	£m													
		Veg Mgt	£m													
		Legal & Safety	£m													
		Operational IT Measures	£m													
		Visual Amenity	£m							-	-	-	-	-	-	-
	SUBTOTAL		£m							-	-	-	-	-	-	-
	Closely Associated Indirects	Operational IT & Telecoms	£m							-	-	-	-	-	-	-
		Project Management	£m													
		Network Design & Engineering	£m													
		System mapping	£m													
		Engineering Management & Clerical Support	£m													
		Network Policy (incl. R&D)	£m													
		Health, Safety & Environment	£m							-	-	-	-	-	-	-
		Operational Training	£m							-	-	-	-	-	-	-
		Stores & Logistics	£m							-	-	-	-	-	-	-
		Vehicles & Transport	£m							-	-	-	-	-	-	-
		Market Facilitation	£m							-	-	-	-	-	-	-
		Network Planning	£m							-	-	-	-	-	-	-
	SUBTOTAL		£m							-	-	-	-	-	-	-
	Business Support Costs	IT & Telecom	£m							-	-	-	-	-	-	-
		Property Management	£m							-	-	-	-	-	-	-
		HR & non-operational training	£m							-	-	-	-	-	-	-
		Audit, Finance & Regulation	£m							-	-	-	-	-	-	-
		Insurance	£m							-	-	-	-	-	-	-
		Procurement	£m							-	-	-	-	-	-	-
		CEO & group management	£m							-	-	-	-	-	-	-
	SUBTOTAL		£m							-	-	-	-	-	-	-
	Training & Apprentices															
		Trainees & Apprentices	£m							-	-	-	-	-	-	-
	TOTAL Disaggreagted Opex RPE Costs		£m							-	-	-	-	-	-	-
Disaggregated Capex RPE Costs				**RIIO-T1**								**RIIO-T2**				
	Category		Unit	**2014**	**2015**	**2016**	**2017**	**2018**	**2019**	**2020**	**2021**	**2022**	**2023**	**2024**	**2025**	**2026**
	Load Related	Generation	£m							-	-	-	-	-	-	-
	Load Related	Demand	£m							-	-	-	-	-	-	-
	Load Related	Wider Works	£m							-	-	-	-	-	-	-
	Non-Load Related	Replacement	£m													
	Non-Load Related	Refurbishment (Major)	£m													
	Non-Load Related	Refurbishment (Minor)	£m													

	Non-Load Related	Decommissioning	£m													
	Non-Load Related	Spares	£m													
	Non-Load Related	Black Start	£m													
	Non-Load Related	Losses	£m													
	Non-Load Related	Other Non Load	£m							-	-	-	-	-	-	-
	TOTAL Disaggreagted Capex RPE Costs		£m							-	-	-	-	-	-	-
Ongoing Efficiency				**RIIO-T1**								**RIIO-T2**				
	Expenditure Category		Unit	**2014**	**2015**	**2016**	**2017**	**2018**	**2019**	**2020**	**2021**	**2022**	**2023**	**2024**	**2025**	**2026**
		Network Operating Costs	Index						1.00	-	-	-	-	-	-	-
		Indirect Opex	Index						1.00	-	-	-	-	-	-	-
		Capex	Index						1.00	-	-	-	-	-	-	-
		Operating Expenditure	Index						1.00	-	-	0.53	0.53	0.53	0.53	0.53
		Capital Expenditure	Index						1.00	-	-	0.26	0.26	0.26	0.26	0.26
		Other	Index						1.00	-	-	-	-	-	-	-
		Other	Index						1.00	-	-	-	-	-	-	-
		Other	Index						1.00	-	-	-	-	-	-	-

RIIO-T2 Business Plan Data Template
Scottish Hydro Electric Transmission
BPDT: Workbook
Version 1.0 - Submitted on 09 Dec 2019
Sheet: A2.1 Cost Matrix 2014
Prices Base: 2018/19

	Load Related							Non-Load									Non-Operational Capex		Network Operating Costs								Total Indirects			Other costs within Price Control						Other			NABC			
Cost Type	Local Enabling (Entry)	Local Enabling (Exit)	Wider Works	LRE - sole-use Local Enabling (Exit - Sole Use)	LRE - sole-use Local Enabling (Entry - Sole Use)	TSS Infrastructure	Total Local Related Costs	Replacement	Refurb_Major	Refurb_Minor	Decommissioning	Spares	Black Start	Losses	Uncertain Costs	Total Non-Load Related Costs	Non-Operational Capex	Total Non-Operational Costs	Faults	Inspections	Repairs & Maintenance	Veg. Management	Legal & Safety	Operational Protection Measures & Op IT Capex	Visual Amenity	Total Network Operating Costs	CAI	Business Support	Total Network Operating Costs	Physical Security Capex	Physical Security Opex	Cyber Security OT	Cyber Security IT	Innovation	Other Costs Within Price Control (Placeholder post May 2019)	Other	Total Costs within Price Control	Excluded Services	Pass Through	Other Non Activity Based Costs	Total Non Activity Based Costs	Total TO
	£'m	£'m	£'m	£'m	£'m	£'m	£'m	£'m	£'m	£'m	£'m	£'m	£'m	£'m	£'m	£'m	£'m	£'m	£'m	£'m	£'m	£'m	£'m	£'m	£'m	£'m	£'m	£'m	£'m	£'m	£'m	£'m	£'m	£'m	£'m	£'m	£'m	£'m	£'m	£'m	£'m	£'m
Gross Costs *(excluding Related Party Margins)*	27.2	-	91.9	14.2	5.2	-	138.539	19.7	-	-	-	-	-	-	1.238	20.936	-	0.338	0.113	0.211	2.715	0.073	0.113	0.338	-	3.562	30.500	8.103	42.165	-	-	-	-	1.447	1.447	-	203.425	-	14.855	-	14.855	218.280
Related Party Margins	-	-	-	-	-	-	-	-	-	-	-	-	-	-	-	-	-	-	-	-	-	-	-	-	-	-	-	-	-	-	-	-	-	-	-	-	-	-	-	-	-	-
SSE Services plc							-									-		-								-	-	-	-						-		-			-	-	-
SSE Telecoms							-									-		-								-	-	-	-						-		-			-	-	-
Southern Electric Contracting							-									-		-								-	-	-	-						-		-			-	-	-
SHEPD							-									-		-								-	-	-	-						-		-			-	-	-
SEPD							-									-		-								-	-	-	-						-		-			-	-	-
							-									-		-								-			-						-		-			-	-	-
							-									-		-								-			-						-		-			-	-	-
							-									-		-								-			-						-		-			-	-	-
							-									-		-								-			-						-		-			-	-	-
							-									-		-								-			-						-		-			-	-	-
							-									-		-								-			-						-		-			-	-	-
							-									-		-								-			-						-		-			-	-	-
							-									-		-								-			-						-		-			-	-	-
							-									-		-								-			-						-		-			-	-	-
							-									-		-								-			-						-		-			-	-	-
							-									-		-								-			-						-		-			-	-	-
Check	OK	OK	OK	OK	OK	OK		OK	OK	OK	OK	OK	OK	OK	OK		OK		OK	OK	OK	OK	OK	OK	OK	OK	OK	OK		OK	OK	OK	OK	OK		OK		OK		OK	
Total Gross Costs	**27.236**	**-**	**91.945**	**14.181**	**5.177**	**-**	**138.539**	**19.698**	**-**	**-**	**-**	**-**	**-**	**-**	**1.238**	**20.936**	**0.338**	**0.338**	**0.113**	**0.211**	**2.715**	**0.073**	**0.113**	**0.338**	**-**	**3.562**	**30.500**	**8.103**	**42.165**	**-**	**-**	**-**	**-**	**1.447**	**1.447**	**-**	**203.425**	**-**	**14.855**	**-**	**14.855**	**218.280**
Customer Contributions			-0.1		-1.1		**-1.246**									-		-								-			-						-		**-1.246**			-	**-1.246**	
Cost recoveries							-									-		-								-			-						-		-			-	-	
Total Net Costs Before Allocation	**27.236**	**-**	**91.801**	**14.181**	**4.075**	**-**	**137.293**	**19.698**	**-**	**-**	**-**	**-**	**-**	**-**	**1.238**	**20.936**	**0.338**	**0.338**	**0.113**	**0.211**	**2.715**	**0.073**	**0.113**	**0.338**	**-**	**3.562**	**30.500**	**8.103**	**42.165**	**-**	**-**	**-**	**-**	**1.447**	**1.447**	**-**	**202.179**	**-**	**14.855**	**-**	**14.855**	**217.034**
													OK		OK		OK		OK	OK	OK	OK	OK	OK	OK		OK	OK		OK	OK	OK	OK	OK				OK	OK			
	OK	OK	OK	OK	OK	OK		OK	OK	OK	OK	OK	OK	OK	OK		OK		OK	OK	OK	OK	OK	OK	OK	OK	OK	OK		OK	OK	OK	OK	OK		OK		OK	OK			
Total Net Costs by Source:																																										
TO Own	**27.236**	**-**	**91.801**	**14.181**	**4.075**	**-**	**137.293**	**19.698**	**-**	**-**	**-**	**-**	**-**	**-**	**1.238**	**20.936**	**0.338**	**0.338**	**0.113**	**0.211**	**2.715**	**0.073**	**0.113**	**0.338**	**-**	**3.562**	**22.366**	**0.000**	**25.928**	**-**	**-**	**-**	**-**	**1.447**	**1.447**	**-**	**185.942**	**-**	**12.492**	**-**	**12.492**	**198.434**
Related Party Totals	**-**	**-**	**-**	**-**	**-**	**-**	**-**	**-**	**-**	**-**	**-**	**-**	**-**	**-**	**-**	**-**	**-**	**-**	**-**	**-**	**-**	**-**	**-**	**-**	**-**	**-**	**8.134**	**8.103**	**16.237**	**-**	**-**	**-**	**-**	**-**	**-**	**-**	**16.237**	**-**	**2.363**	**-**	**2.363**	**18.600**
SSE Services plc							-									-		-								-	2.434	6.503	**8.937**						-		**8.937**		2.363		**2.363**	**11.300**
SSE Telecoms							-									-		-								-		1.600	**1.600**						-		**1.600**				-	**1.600**
Southern Electric Contracting							-									-		-								-	4.200	-	**4.200**						-		**4.200**				-	**4.200**
SHEPD							-									-		-								-	1.500	-	**1.500**						-		**1.500**				-	**1.500**
SEPD							-									-		-								-	-		-						-		-				-	-
							-									-		-								-			-						-		-				-	-
							-									-		-								-			-						-		-				-	-
							-									-		-								-			-						-		-				-	-
							-									-		-								-			-						-		-				-	-
							-									-		-								-			-						-		-				-	-
							-									-		-								-			-						-		-				-	-
							-									-		-								-			-						-		-				-	-
							-									-		-								-			-						-		-				-	-
							-									-		-								-			-						-		-				-	-
Check	OK	OK	OK	OK	OK	OK		OK	OK	OK	OK	OK	OK	OK	OK		OK		OK	OK	OK	OK	OK	OK	OK	OK	OK			OK	OK	OK	OK	OK		OK		OK	OK			

Indirect Activity Allocations to Activities Outside of Price Control (Excl. Services)

Allocation of Indirects - Labour																																										
Allocation of Indirects - Pensions																																										
Allocation of Indirects - Contractors																																										
Allocation of Indirects - Plants and Materials																																										
Allocation of Indirects - Other																																										
Allocation of Indirects - Related Party Margins																																										
Allocation of Indirects - Total																											-	-														

Colour Key (to be agreed cross sector)

Non-editable cell	abc
Input cell	12.3
Calculation cell (sub-total)	12.3
Calculation cell (total)	12.3
Link from other sheet in workbook	12.3
Link from other workbook	12.3
Input not relevant	

RIIO-T2 Business Plan Data Template
Scottish Hydro Electric Transmission
BPDT: Workbook
Version 1.0 - Submitted on 09 Dec 2019
Sheet: A2.1 Cost Matrix 2015
Prices Base: 2018/19

	Load Related							Non-Load									Non-Operational Capex		Network Operating Costs								Total Indirects			Other costs within Price Control						Other			NABC			
Cost Type	Local Enabling (Entry)	Local Enabling (Exit)	Wider Works	LRE - sole-use Local Enabling (Exit - Sole Use)	LRE - sole-use Local Enabling (Entry - Sole Use)	TSS Infrastructure	Total Load Related Costs	Replacement	Refurb_Major	Refurb_Minor	Decommissioning	Spares	Black Start	Losses	Uncertain Costs	Total Non-Load Related Costs	Non-Operational Capex	Total Non-Operational Costs	Faults	Inspections	Repairs & Maintenance	Veg. Management	Legal & Safety	Operational Protection Measures & Op IT Capex	Visual Amenity	Total Network Operating Costs	CAI	Business Support	Total Network Operating Costs	Physical Security Capex	Physical Security Opex	Cyber Security OT	Cyber Security IT	Innovation	Other Costs Within Price Control (Placeholder post May 2019)	Other	Total Costs within Price Control	Excluded Services	Pass Through	Other Non Activity Based Costs	Total Non Activity Based Costs	Total TO
	£'m	£'m	£'m	£'m	£'m	£'m	£'m	£'m	£'m	£'m	£'m	£'m	£'m	£'m	£'m	£'m	£'m	£'m	£'m	£'m	£'m	£'m	£'m	£'m	£'m	£'m	£'m	£'m	£'m	£'m	£'m	£'m	£'m	£'m	£'m	£'m	£'m	£'m	£'m	£'m	£'m
Gross Costs *(excluding Related Party Margins)*	39.3	-	263.0	11.3	9.0	0.1	**322.573**	19.0		0.082					1.169	**20.261**	2.122	**2.122**	1.201	0.272	2.269	0.738	0.259	0.293		5.032	34.114	9.269	**48.416**		-			1.848	**1.848**		**395.220**	3.779	-0.841		**2.938**	**398.158**
Related Party Margins	-	-	-	-	-	-	-	-	-	-	-	-	-	-	-	-	-	-	-	-	-	-	-	-	-	-	-	-	-	-	-	-	-	-	-	-	-	-	-	-	-
SSE Services plc							-									-		-								-	-	-	-						-		-			-	-
SSE Telecoms							-									-		-								-	-	-	-						-		-			-	-
Southern Electric Contracting							-									-		-								-	-	-	-						-		-			-	-
SHEPD							-									-		-								-	-	-	-						-		-			-	-
SEPD							-									-		-								-	-	-	-						-		-			-	-
							-									-		-								-			-						-		-			-	-
							-									-		-								-			-						-		-			-	-
							-									-		-								-			-						-		-			-	-
							-									-		-								-			-						-		-			-	-
							-									-		-								-			-						-		-			-	-
							-									-		-								-			-						-		-			-	-
							-									-		-								-			-						-		-			-	-
							-									-		-								-			-						-		-			-	-
							-									-		-								-			-						-		-			-	-
							-									-		-								-			-						-		-			-	-
							-									-		-								-			-						-		-			-	-
Check	OK	OK	OK	OK	OK	OK		OK	OK	OK	OK	OK	OK	OK	OK		OK		OK	OK	OK	OK	OK	OK	OK	OK	OK			OK	OK	OK	OK	OK		OK	OK	OK	OK	
Total Gross Costs	**39.286**	-	**262.960**	**11.271**	**8.982**	**0.074**	**322.573**	**19.010**	-	**0.082**	-	-	-	-	**1.169**	**20.261**	**2.122**	**2.122**	**1.201**	**0.272**	**2.269**	**0.738**	**0.259**	**0.293**	-	**5.032**	**34.114**	**9.269**	**48.416**	-	-	-	-	**1.848**	**1.848**	-	**395.220**	**3.779**		-	**2.938**	**398.158**
Customer Contributions				-5.7	-10.1		**-15.805**									-		-								-			-						-		**-15.805**				-	**-15.805**
Cost recoveries							-									-		-								-			-						-		-				-	-
Total Net Costs Before Allocation	**39.286**	-	**262.960**	**5.609**	**-1.161**	**0.074**	**306.768**	**19.010**	-	**0.082**	-	-	-	-	**1.169**	**20.261**	**2.122**	**2.122**	**1.201**	**0.272**	**2.269**	**0.738**	**0.259**	**0.293**	-	**5.032**	**34.114**	**9.269**	**48.416**	-	-	-	-	**1.848**	**1.848**	-	**379.415**	**3.779**	**-0.841**	-	**2.938**	**382.353**
	OK	OK	OK	OK	OK	OK		OK	OK	OK	OK	OK	OK	OK	OK		OK		OK	OK	OK	OK	OK	OK	OK	OK	OK			OK	OK	OK	OK	OK		OK	OK	OK			
Total Net Costs by Source:																																									
TO Own	**39.286**	-	**249.960**	**5.609**	**-1.161**	**0.074**	**293.768**	**19.010**	-	**0.082**	-	-	-	-	**1.169**	**20.261**	**2.122**	**2.122**	**1.201**	**0.272**	**2.269**	**0.738**	**0.259**	**0.293**	-	**5.032**	**30.238**	**0.124**	**35.395**	-	-	-	-	**1.848**	**1.848**	-	**353.394**	**3.779**	**-3.120**	-	**0.659**	**354.053**
Related Party Totals	-	-	**13.000**	-	-	-	**13.000**	-	-	-	-	-	-	-	-	-	-	-	-	-	-	-	-	-	-	-	**3.876**	**9.145**	**13.021**	-	-	-	-	-	-	-	**26.021**	-	**2.279**	-	**2.279**	**28.300**
SSE Services plc							-									-		-								-	2.876	7.745	**10.621**						-		**10.621**		2.279		**2.279**	**12.900**
SSE Telecoms							-									-		-								-	-	1.400	**1.400**						-		**1.400**				-	**1.400**
Southern Electric Contracting			5.500				**5.500**									-		-								-	-	-	-						-		**5.500**				-	**5.500**
SHEPD			7.500				**7.500**									-		-								-	1.000	-	**1.000**						-		**8.500**				-	**8.500**
SEPD							-									-		-								-	-	-	-						-		-				-	-
							-									-		-								-			-						-		-				-	-
							-									-		-								-			-						-		-				-	-
							-									-		-								-			-						-		-				-	-
							-									-		-								-			-						-		-				-	-
							-									-		-								-			-						-		-				-	-
							-									-		-								-			-						-		-				-	-
							-									-		-								-			-						-		-				-	-
							-									-		-								-			-						-		-				-	-
Check	OK	OK	OK	OK	OK	OK		OK	OK	OK	OK	OK	OK	OK	OK		OK		OK	OK	OK	OK	OK	OK	OK	OK	OK			OK	OK	OK	OK	OK		OK		OK	OK	

Indirect Activity Allocations to Activities Outside of Price Control (Excl. Services)

Allocation of Indirects - Labour																																									
Allocation of Indirects - Pensions																																									
Allocation of Indirects - Contractors																																									
Allocation of Indirects - Plants and Materials																																									
Allocation of Indirects - Other																																									
Allocation of Indirects - Related Party Margins																																									
Allocation of Indirects - Total																											-	-													

Colour Key (to be agreed cross sector)

Non-editable cell	abc
Input cell	12.3
Calculation cell (sub-total)	12.3
Calculation cell (total)	12.3
Link from other sheet in workbook	12.3
Link from other workbook	12.3
Input not relevant	

RIIO-T2 Business Plan Data Template
Scottish Hydro Electric Transmission
BPDT: Workbook
Version 1.0 - Submitted on 09 Dec 2019
Sheet: A2.1 Cost Matrix 2016
Prices Base: 2018/19

	Load Related							Non-Load										Non-Operational Capex		Network Operating Costs								Total Indirects			Other costs within Price Control						Other			NABC			
Cost Type	Local Enabling (Entry)	Local Enabling (Exit)	Wider Works	LRE - sole-use Local Enabling (Exit - Sole Use)	LRE - sole-use Local Enabling (Entry - Sole Use)	TSS Infrastructure	Total Load Related Costs	Replacement	Refurb_Major	Refurb_Minor	Decommissioning	Spares	Black Start	Losses	Uncertain Costs	Total Non-Load Related Costs	Non-Operational Capex	Total Non-Operational Costs	Faults	Inspections	Repairs & Maintenance	Veg. Management	Legal & Safety	Operational Protection Measures & Op IT Capex	Visual Amenity	Total Network Operating Costs	CAI	Business Support	Total Network Operating Costs	Physical Security Capex	Physical Security Opex	Cyber Security OT	Cyber Security IT	Innovation	Other Costs Within Price Control (Placeholder post May 2019)	Other	Total Costs within Price Control	Excluded Services	Pass Through	Other Non Activity Based Costs	Total Non Activity Based Costs	Total TO
	£'m	£'m	£'m	£'m	£'m	£'m	£'m	£'m	£'m	£'m	£'m	£'m	£'m	£'m	£'m	£'m	£'m	£'m	£'m	£'m	£'m	£'m	£'m	£'m	£'m	£'m	£'m	£'m	£'m	£'m	£'m	£'m	£'m	£'m	£'m	£'m	£'m	£'m	£'m	£'m	£'m	£'m	£'m
Gross Costs *(excluding Related Party Margins)*	53.2	0.3	444.8	6.1	9.9	0.2	**514.530**	15.4	-	0.413	-	-	0.131	-	1.501	**17.416**	-	**1.805**	0.746	0.749	2.973	0.912	1.080	0.507	-	6.967	38.004	12.662	**57.633**	-	-	-	-	2.986	**2.986**	-	**594.369**	7.473	11.210	-	**18.683**	**613.052**
Related Party Margins	-	-	-	-	-	-	-	-	-	-	-	-	-	-	-	-	-	-	-	-	-	-	-	-	-	-	-	-	-	-	-	-	-	-	-	-	-	-	-	-	-	-	-
SSE Services plc							-									-		-								-	-		-						-	-					-	-
SSE Telecoms							-									-		-								-	-		-						-	-					-	-
Southern Electric Contracting							-									-		-								-	-		-						-	-					-	-
SHEPD							-									-		-								-	-		-						-	-					-	-
SEPD							-									-		-								-	-		-						-	-					-	-
							-									-		-								-			-						-	-					-	-
							-									-		-								-			-						-	-					-	-
							-									-		-								-			-						-	-					-	-
							-									-		-								-			-						-	-					-	-
							-									-		-								-			-						-	-					-	-
							-									-		-								-			-						-	-					-	-
							-									-		-								-			-						-	-					-	-
							-									-		-								-			-						-	-					-	-
							-									-		-								-			-						-	-					-	-
							-									-		-								-			-						-	-					-	-
							-									-		-								-			-						-	-					-	-
Check	OK	OK	OK	OK	OK	OK		OK	OK	OK	OK	OK	OK	OK	OK		OK		OK	OK	OK	OK	OK	OK	OK	OK	OK		OK	OK	OK	OK	OK		OK		OK	OK	OK		
Total Gross Costs	**53.159**	**0.277**	**444.810**	**6.147**	**9.911**	**0.226**	**514.530**	**15.371**	-	**0.413**	-	-	**0.131**	-	**1.501**	**17.416**		**1.805**	**0.746**	**0.749**	**2.973**	**0.912**	**1.080**	**0.507**	-	**6.967**	**38.004**	**12.662**	**57.633**	-	-	-	-	**2.986**	**2.986**	-	**594.369**	**7.473**	**11.210**	-	**18.683**	**613.052**
Customer Contributions	-11.6		-2.2		-2.4		**-16.265**									-		-								-			-						-		**-16.265**				-	**-16.265**
Cost recoveries							-									-		-								-			-						-		-				-	-
Total Net Costs Before Allocation	**41.543**	**0.277**	**442.577**	**6.147**	**7.495**	**0.226**	**498.265**	**15.371**	-	**0.413**	-	-	**0.131**	-	**1.501**	**17.416**		**1.805**	**0.746**	**0.749**	**2.973**	**0.912**	**1.080**	**0.507**	-	**6.967**	**38.004**	**12.662**	**57.633**	-	-	-	-	**2.986**	**2.986**	-	**578.104**	**7.473**	**11.210**	-	**18.683**	**596.787**
	OK	OK	OK	OK	OK	OK		OK	OK	OK	OK	OK	OK	OK	OK		OK		OK	OK	OK	OK	OK	OK	OK	OK	OK		OK	OK	OK	OK	OK		OK		OK	OK	OK		
Total Net Costs by Source:																																											
TO Own	**41.543**	**0.277**	**437.777**	**6.147**	**7.495**	**0.226**	**493.465**	**15.371**	-	**0.413**	-	-	**0.131**	-	**1.501**	**17.416**		**1.805**	**0.746**	**0.749**	**2.973**	**0.912**	**1.080**	**0.507**	-	**6.967**	**24.031**	**12.662**	**43.660**	-	-	-	-	**2.986**	**2.986**	-	**559.331**	**7.473**	**10.083**	-	**17.556**	**576.887**
Related Party Totals	-	-	**4.800**	-	-	-	**4.800**	-	-	-	-	-	-	-	-	-	-	-	-	-	-	-	-	-	-	-	**13.973**		**13.973**	-	-	-	-	-	-	-	**18.773**	-	**1.127**	-	**1.127**	**19.900**
SSE Services plc							-									-		-								-	10.573		**10.573**						-	-	**10.573**		1.127		**1.127**	**11.700**
SSE Telecoms							-									-		-								-	2.000		**2.000**						-	-	**2.000**				-	**2.000**
Southern Electric Contracting			4.800				**4.800**									-		-								-	-		-						-	-	**4.800**				-	**4.800**
SHEPD							-									-		-								-	1.400		**1.400**						-	-	**1.400**				-	**1.400**
SEPD							-									-		-								-	-		-						-	-	-				-	-
							-									-		-								-			-						-	-	-				-	-
							-									-		-								-			-						-	-	-				-	-
							-									-		-								-			-						-	-	-				-	-
							-									-		-								-			-						-	-	-				-	-
							-									-		-								-			-						-	-	-				-	-
							-									-		-								-			-						-	-	-				-	-
							-									-		-								-			-						-	-	-				-	-
							-									-		-								-			-						-	-	-				-	-
							-									-		-								-			-						-	-	-				-	-
Check	OK	OK	OK	OK	OK	OK		OK	OK	OK	OK	OK	OK	OK	OK		OK		OK	OK	OK	OK	OK	OK	OK	OK	OK		OK	OK	OK	OK	OK		OK		OK	OK	OK		
Indirect Activity Allocations to Activities Outside of Price Control (Excl. Services)																																											
Allocation of Indirects - Labour																																											
Allocation of Indirects - Pensions																																											
Allocation of Indirects - Contractors																																											
Allocation of Indirects - Plants and Materials																																											
Allocation of Indirects - Other																																											
Allocation of Indirects - Related Party Margins																																											
Allocation of Indirects - Total																											-	-															

Colour Key (to be agreed cross sector)

Non-editable cell	abc
Input cell	12.3
Calculation cell (sub-total)	12.3
Calculation cell (total)	12.3
Link from other sheet in workbook	12.3
Link from other workbook	12.3
Input not relevant	

RIIO-T2 Business Plan Data Template
Scottish Hydro Electric Transmission
BPDT: Workbook
Version 1.0 - Submitted on 09 Dec 2019
Sheet: A2.1 Cost Matrix 2017
Prices Base: 2018/19

	Load Related							Non-Load									Non-Operational Capex		Network Operating Costs								Total Indirects			Other costs within Price Control						Other			NABC			
Cost Type	Local Enabling (Entry)	Local Enabling (Exit)	Wider Works	LRE - sole-use Local Enabling (Exit - Sole Use)	LRE - sole-use Local Enabling (Entry - Sole Use)	TSS Infrastructure	Total Load Related Costs	Replacement	Refurb_Major	Refurb_Minor	Decommissioning	Spares	Black Start	Losses	Uncertain Costs	Total Non-Load Related Costs	Non-Operational Capex	Total Non-Operational Costs	Faults	Inspections	Repairs & Maintenance	Veg. Management	Legal & Safety	Operational Protection Measures & Op IT Capex	Visual Amenity	Total Network Operating Costs	CAI	Business Support	Total Network Operating Costs	Physical Security Capex	Physical Security Opex	Cyber Security OT	Cyber Security IT	Innovation	Other Costs Within Price Control (Placeholder post May 2019)	Other	Total Costs within Price Control	Excluded Services	Pass Through	Other Non Activity Based Costs	Total Non Activity Based Costs	Total TO
	£'m	£'m	£'m	£'m	£'m	£'m	£'m	£'m	£'m	£'m	£'m	£'m	£'m	£'m	£'m	£'m	£'m	£'m	£'m	£'m	£'m	£'m	£'m	£'m	£'m	£'m	£'m	£'m	£'m	£'m	£'m	£'m	£'m	£'m	£'m	£'m	£'m	£'m	£'m	£'m	£'m	£'m
Gross Costs *(excluding Related Party Margins)*	88.1	4.9	334.1	10.7	10.6	-	**448.556**	13.4		0.012					2.672	**16.050**	5.042	**5.042**	0.517	1.176	3.350	0.774	1.230	7.966	0.053	15.068	35.303	13.020	**63.391**		-	-	-	5.615	**5.615**	-	**538.654**	6.099	12.196		**18.295**	**556.949**
Related Party Margins	-		0.400		-	-	**0.400**	-	-	-	-	-	-	-	-	**-**	-	**-**	-	-	-	-	-	-	-	**-**	-0.000	0.500	**0.500**	-	-	-	-	-	**-**	-	**0.900**	-	-	-	**-**	**0.900**
SSE Services plc							**-**									**-**		**-**								**-**	-	0.300	**0.300**						**-**		**0.300**				**-**	**0.300**
SSE Telecoms			0.400				**0.400**									**-**		**-**								**-**	-0.000	0.200	**0.200**						**-**		**0.600**				**-**	**0.600**
Southern Electric Contracting							**-**									**-**		**-**								**-**	-		**-**						**-**		**-**				**-**	**-**
SHEPD							**-**									**-**		**-**								**-**	-		**-**						**-**		**-**				**-**	**-**
SEPD							**-**									**-**		**-**								**-**	-		**-**						**-**		**-**				**-**	**-**
							-									**-**		**-**								**-**			**-**						**-**		**-**				**-**	**-**
							-									**-**		**-**								**-**			**-**						**-**		**-**				**-**	**-**
							-									**-**		**-**								**-**			**-**						**-**		**-**				**-**	**-**
							-									**-**		**-**								**-**			**-**						**-**		**-**				**-**	**-**
							-									**-**		**-**								**-**			**-**						**-**		**-**				**-**	**-**
							-									**-**		**-**								**-**			**-**						**-**		**-**				**-**	**-**
							-									**-**		**-**								**-**			**-**						**-**		**-**				**-**	**-**
							-									**-**		**-**								**-**			**-**						**-**		**-**				**-**	**-**
							-									**-**		**-**								**-**			**-**						**-**		**-**				**-**	**-**
							-									**-**		**-**								**-**			**-**						**-**		**-**				**-**	**-**
							-									**-**		**-**								**-**			**-**						**-**		**-**				**-**	**-**
Check	OK	OK	OK	OK	OK	OK		OK	OK	OK	OK	OK	OK	OK	OK		OK		OK	OK	OK	OK	OK	OK	OK	OK	OK	OK		OK	OK	OK	OK	OK		OK		OK	OK	OK	
Total Gross Costs	**88.105**	**4.924**	**334.541**	**10.749**	**10.637**	**-**	**448.956**	**13.366**	**-**	**0.012**	**-**	**-**	**-**	**-**	**2.672**	**16.050**	**5.042**	**5.042**	**0.517**	**1.176**	**3.350**	**0.774**	**1.230**	**7.966**	**0.053**	**15.068**	**35.303**	**13.520**	**63.891**	**-**	**-**	**-**	**-**	**5.615**	**5.615**	**-**	**539.554**	**6.099**	**12.196**	**-**	**18.295**	**557.849**
Customer Contributions	-22.4				-17.1		**-39.481**									**-**		**-**								**-**			**-**						**-**		**-39.481**				**-**	**-39.481**
Cost recoveries							**-**									**-**		**-**								**-**			**-**						**-**		**-**				**-**	**-**
Total Net Costs Before Allocation	**65.742**	**4.924**	**334.541**	**10.749**	**-6.481**	**-**	**409.475**	**13.366**	**-**	**0.012**	**-**	**-**	**-**	**-**	**2.672**	**16.050**	**5.042**	**5.042**	**0.517**	**1.176**	**3.350**	**0.774**	**1.230**	**7.966**	**0.053**	**15.068**	**35.303**	**13.520**	**63.891**	**-**	**-**	**-**	**-**	**5.615**	**5.615**	**-**	**500.073**	**6.099**	**12.196**	**-**	**18.295**	**518.368**
	OK	OK	OK	OK	OK	OK		OK	OK	OK	OK	OK	OK	OK	OK		OK		OK	OK	OK	OK	OK	OK	OK	OK	OK	OK		OK	OK	OK	OK	OK		OK		OK	OK	OK	
Total Net Costs by Source:																																									
TO Own	**65.742**	**4.924**	**328.741**	**10.749**	**-6.481**	**-**	**403.675**	**13.366**	**-**	**0.012**	**-**	**-**	**-**	**-**	**2.672**	**16.050**	**5.042**	**5.042**	**0.517**	**1.176**	**3.350**	**0.774**	**1.230**	**7.966**	**0.053**	**15.068**	**30.617**	**0.000**	**45.685**	**-**	**-**	**-**	**-**	**5.615**	**5.615**	**-**	**476.067**	**6.099**	**11.201**	**-**	**17.300**	**493.368**
Related Party Totals	**-**	**-**	**5.800**	**-**	**-**	**-**	**5.800**	**-**	**-**	**-**	**-**	**-**	**-**	**-**	**-**	**-**	**-**	**-**	**-**	**-**	**-**	**-**	**-**	**-**	**-**	**-**	**4.686**	**13.520**	**18.206**	**-**	**-**	**-**	**-**	**-**	**-**	**-**	**24.006**	**-**	**0.994**	**-**	**0.994**	**25.000**
SSE Services plc							**-**									**-**		**-**								**-**	2.686	10.520	**13.206**						**-**		**13.206**		0.994		**0.994**	**14.200**
SSE Telecoms							**-**									**-**		**-**								**-**	-	3.000	**3.000**						**-**		**3.000**				**-**	**3.000**
Southern Electric Contracting			1.500				**1.500**									**-**		**-**								**-**	-		**-**						**-**		**1.500**				**-**	**1.500**
SHEPD			4.300				**4.300**									**-**		**-**								**-**	1.400		**1.400**						**-**		**5.700**				**-**	**5.700**
SEPD							**-**									**-**		**-**								**-**	0.600		**0.600**						**-**		**0.600**				**-**	**0.600**
							-									**-**		**-**								**-**			**-**						**-**		**-**				**-**	**-**
							-									**-**		**-**								**-**			**-**						**-**		**-**				**-**	**-**
							-									**-**		**-**								**-**			**-**						**-**		**-**				**-**	**-**
							-									**-**		**-**								**-**			**-**						**-**		**-**				**-**	**-**
							-									**-**		**-**								**-**			**-**						**-**		**-**				**-**	**-**
							-									**-**		**-**								**-**			**-**						**-**		**-**				**-**	**-**
							-									**-**		**-**								**-**			**-**						**-**		**-**				**-**	**-**
							-									**-**		**-**								**-**			**-**						**-**		**-**				**-**	**-**
							-									**-**		**-**								**-**			**-**						**-**		**-**				**-**	**-**
Check	OK	OK	OK	OK	OK	OK		OK	OK	OK	OK	OK	OK	OK	OK		OK		OK	OK	OK	OK	OK	OK	OK	OK	OK	OK		OK	OK	OK	OK	OK		OK		OK	OK	OK	

Indirect Activity Allocations to Activities Outside of Price Control (Excl. Services)

Allocation of Indirects - Labour																																									
Allocation of Indirects - Pensions																																									
Allocation of Indirects - Contractors																																									
Allocation of Indirects - Plants and Materials																																									
Allocation of Indirects - Other																																									
Allocation of Indirects - Related Party Margins																																									
Allocation of Indirects - Total																																									

Colour Key (to be agreed cross sector)

Non-editable cell	abc
Input cell	12.3
Calculation cell (sub-total)	12.3
Calculation cell (total)	12.3
Link from other sheet in workbook	12.3
Link from other workbook	12.3
Input not relevant	

RIIO-T2 Business Plan Data Template
Scottish Hydro Electric Transmission
BPDT: Workbook
Version 1.0 - Submitted on 09 Dec 2019
Sheet: A2.1 Cost Matrix 2018
Prices Base: 2018/19

	Load Related							Non-Load									Non-Operational Capex		Network Operating Costs								Total Indirects			Other costs within Price Control						Other			NABC			
Cost Type	Local Enabling (Entry)	Local Enabling (Exit)	Wider Works	LRE - sole-use Local Enabling (Exit - Sole Use)	LRE - sole-use Local Enabling (Entry - Sole Use)	TSS Infrastructure	Total Load Related Costs	Replacement	Refurb_Major	Refurb_Minor	Decommissioning	Spares	Black Start	Losses	Uncertain Costs	Total Non-Load Related Costs	Non-Operational Capex	Total Non-Operational Costs	Faults	Inspections	Repairs & Maintenance	Veg. Management	Legal & Safety	Operational Protection Measures & Op IT Capex	Visual Amenity	Total Network Operating Costs	CAI	Business Support	Total Network Operating Costs	Physical Security Capex	Physical Security Opex	Cyber Security OT	Cyber Security IT	Innovation	Other Costs Within Price Control (Placeholder post May 2019)	Other	Total Costs within Price Control	Excluded Services	Pass Through	Other Non Activity Based Costs	Total Non Activity Based Costs	Total TO
	£'m	£'m	£'m	£'m	£'m	£'m	£'m	£'m	£'m	£'m	£'m	£'m	£'m	£'m	£'m	£'m	£'m	£'m	£'m	£'m	£'m	£'m	£'m	£'m	£'m	£'m	£'m	£'m	£'m	£'m	£'m	£'m	£'m	£'m	£'m	£'m	£'m	£'m	£'m	£'m	£'m	£'m
Gross Costs *(excluding Related Party Margins)*	151.2	3.0	154.7	15.0	12.6	-	**336.368**	43.2	-	-	-	-	0.034	-	4.736	**48.007**	-	**5.224**	0.729	1.777	4.261	1.043	3.013	5.439	0.131	16.393	36.149	13.718	**66.260**	0.161	-	-	-	4.713	**4.874**	-	**460.733**	0.030	36.725	-	**36.755**	**497.489**
Related Party Margins	-	-	-	-	-	-	-	-	-	-	-	-	-	-	-	-	-	-	-	-	-	-	-	-	-	-	-	0.700	**0.700**	-	-	-	-	-	-	-	**0.700**	-	-	-	-	**0.700**
SSE Services plc							-									-		-								-		0.200	**0.200**						-		**0.200**				-	**0.200**
SSE Telecoms							-									-		-								-	-	0.500	**0.500**						-		**0.500**				-	**0.500**
Southern Electric Contracting							-									-		-								-	-		-						-		-				-	-
SHEPD							-									-		-								-	-		-						-		-				-	-
SEPD							-									-		-								-	-		-						-		-				-	-
							-									-		-								-			-						-		-				-	-
							-									-		-								-			-						-		-				-	-
							-									-		-								-			-						-		-				-	-
							-									-		-								-			-						-		-				-	-
							-									-		-								-			-						-		-				-	-
							-									-		-								-			-						-		-				-	-
							-									-		-								-			-						-		-				-	-
							-									-		-								-			-						-		-				-	-
							-									-		-								-			-						-		-				-	-
							-									-		-								-			-						-		-				-	-
							-									-		-								-			-						-		-				-	-
Check	OK	OK	OK	OK	OK	OK		OK	OK	OK	OK	OK	OK	OK	OK		OK		OK	OK	OK	OK	OK	OK	OK	OK	OK	OK		OK	OK	OK	OK	OK		OK		OK	OK	OK	
Total Gross Costs	**151.158**	**2.956**	**154.721**	**14.965**	**12.568**	-	**336.368**	**43.237**	-	-	-	-	**0.034**	-	**4.736**	**48.007**	**5.224**	**5.224**	**0.729**	**1.777**	**4.261**	**1.043**	**3.013**	**5.439**	**0.131**	**16.393**	**36.149**	**14.418**	**66.960**	**0.161**	-	-	-	**4.713**	**4.874**	-	**461.433**	**0.030**	**36.725**	-	**36.755**	**498.189**
Customer Contributions	-10.3				-2.3		**-12.610**									-		-								-			-						-		**-12.610**				-	**-12.610**
Cost recoveries							-									-		-								-			-						-		-				-	-
Total Net Costs Before Allocation	**140.848**	**2.956**	**154.721**	**14.965**	**10.268**	-	**323.758**	**43.237**	-	-	-	-	**0.034**	-	**4.736**	**48.007**	**5.224**	**5.224**	**0.729**	**1.777**	**4.261**	**1.043**	**3.013**	**5.439**	**0.131**	**16.393**	**36.149**	**14.418**	**66.960**	**0.161**	-	-	-	**4.713**	**4.874**	-	**448.823**	**0.030**	**36.725**	-	**36.755**	**485.579**
													OK		OK		OK		OK	OK	OK	OK	OK	OK	OK	OK	OK	OK		OK	OK	OK	OK	OK		OK		OK	OK			
	OK	OK	OK	OK	OK	OK		OK	OK	OK	OK	OK	OK	OK	OK		OK		OK	OK	OK	OK	OK	OK	OK	OK	OK	OK		OK	OK	OK	OK	OK		OK		OK	OK			
Total Net Costs by Source:																																										
TO Own	**138.698**	**2.956**	**152.571**	**14.965**	**10.268**	-	**319.458**	**43.237**	-	-	-	-	**0.034**	-	**4.736**	**48.007**	**5.224**	**5.224**	**0.729**	**1.777**	**4.261**	**1.043**	**3.013**	**5.439**	**0.131**	**16.393**	**33.373**	**0.000**	**49.766**	**0.161**	-	-	-	**4.713**	**4.874**	-	**427.329**	**0.030**	**36.119**	-	**36.149**	**463.479**
Related Party Totals	**2.150**	-	**2.150**	-	-	-	**4.300**	-	-	-	-	-	-	-	-	-	-	-	-	-	-	-	-	-	-	-	**2.776**	**14.418**	**17.194**	-	-	-	-	-	-	-	**21.494**	-	**0.606**	-	**0.606**	**22.100**
SSE Services plc							-									-		-								-	1.376	12.918	**14.294**						-		**14.294**		0.606		**0.606**	**14.900**
SSE Telecoms	1.300		1.300				**2.600**									-		-								-	-0.000	1.500	**1.500**						-		**4.100**				-	**4.100**
Southern Electric Contracting							-									-		-								-			-						-		-				-	-
SHEPD	0.850		0.850				**1.700**									-		-								-	1.400		**1.400**						-		**3.100**				-	**3.100**
SEPD							-									-		-								-	-		-						-		-				-	-
							-									-		-								-			-						-		-				-	-
							-									-		-								-			-						-		-				-	-
							-									-		-								-			-						-		-				-	-
							-									-		-								-			-						-		-				-	-
							-									-		-								-			-						-		-				-	-
							-									-		-								-			-						-		-				-	-
							-									-		-								-			-						-		-				-	-
							-									-		-								-			-						-		-				-	-
Check	OK	OK	OK	OK	OK	OK		OK	OK	OK	OK	OK	OK	OK	OK		OK		OK	OK	OK	OK	OK	OK	OK	OK	OK	OK		OK	OK	OK	OK	OK		OK		OK	OK			
Indirect Activity Allocations to Activities Outside of Price Control (Excl. Services)																																										
Allocation of Indirects - Labour																																										
Allocation of Indirects - Pensions																																										
Allocation of Indirects - Contractors																																										
Allocation of Indirects - Plants and Materials																																										
Allocation of Indirects - Other																																										
Allocation of Indirects - Related Party Margins																																										
Allocation of Indirects - Total																											-	-														

Colour Key (to be agreed cross sector)

Non-editable cell	abc
Input cell	12.3
Calculation cell (sub-total)	12.3
Calculation cell (total)	12.3
Link from other sheet in workbook	12.3
Link from other workbook	12.3
Input not relevant	

RIIO-T2 Business Plan Data Template
Scottish Hydro Electric Transmission
BPDT: Workbook
Version 1.0 - Submitted on 09 Dec 2019
Sheet: A2.1 Cost Matrix 2019
Prices Base: 2018/19

	Load Related							Non-Load									Non-Operational Capex		Network Operating Costs								Total Indirects			Other costs within Price Control						Other			NABC			
Cost Type	Local Enabling (Entry)	Local Enabling (Exit)	Wider Works	LRE - sole-use Local Enabling (Exit - Sole Use)	LRE - sole-use Local Enabling (Entry - Sole Use)	TSS Infrastructure	Total Load Related Costs	Replacement	Refurb_Major	Refurb_Minor	Decommissioning	Spares	Black Start	Losses	Uncertain Costs	Total Non-Load Related Costs	Non-Operational Capex	Total Non-Operational Costs	Faults	Inspections	Repairs & Maintenance	Veg. Management	Legal & Safety	Operational Protection Measures & Op IT Capex	Visual Amenity	Total Network Operating Costs	CAI	Business Support	Total Network Operating Costs	Physical Security Capex	Physical Security Opex	Cyber Security OT	Cyber Security IT	Innovation	Other Costs Within Price Control (Placeholder post May 2019)	Other	Total Costs within Price Control	Excluded Services	Pass Through	Other Non Activity Based Costs	Total Non Activity Based Costs	Total TO
	£'m	£'m	£'m	£'m	£'m	£'m	£'m	£'m	£'m	£'m	£'m	£'m	£'m	£'m	£'m	£'m	£'m	£'m	£'m	£'m	£'m	£'m	£'m	£'m	£'m	£'m	£'m	£'m	£'m	£'m	£'m	£'m	£'m	£'m	£'m	£'m	£'m	£'m	£'m	£'m	£'m	£'m
Gross Costs *(excluding Related Party Margins)*	98.7	0.5	107.8	3.3	3.8	-	**214.079**	72.2	-	0.245	-	-	-	-	2.408	**74.817**	3.087	**3.087**	0.992	0.903	5.845	1.196	0.640	3.469	0.826	13.871	38.935	14.768	**67.574**	0.242	-	-	-	3.317	**3.559**	-	**363.116**	-	39.322	-	**39.322**	**402.438**
Related Party Margins	-	-	0.174	-	-	-	**0.174**	-	-	-	-	-	-	-	-	**-**	-	**-**	-	-	-	-	-	-	-	-	0.000	0.326	**0.326**	-	-	-	-	-	**-**	-	**0.500**	-	-	-	**-**	**0.500**
SSE Services plc							**-**									**-**		**-**								**-**	-	-	**-**						**-**		**-**				**-**	**-**
SSE Telecoms			0.174				**0.174**									**-**		**-**								**-**	0.000	0.326	**0.326**						**-**		**0.500**				**-**	**0.500**
Southern Electric Contracting							**-**									**-**		**-**								**-**	-	-	**-**						**-**		**-**				**-**	**-**
SHEPD							**-**									**-**		**-**								**-**	-		**-**						**-**		**-**				**-**	**-**
SEPD							**-**									**-**		**-**								**-**	-		**-**						**-**		**-**				**-**	**-**
							-									**-**		**-**								**-**			**-**						**-**		**-**				**-**	**-**
							-									**-**		**-**								**-**			**-**						**-**		**-**				**-**	**-**
							-									**-**		**-**								**-**			**-**						**-**		**-**				**-**	**-**
							-									**-**		**-**								**-**			**-**						**-**		**-**				**-**	**-**
							-									**-**		**-**								**-**			**-**						**-**		**-**				**-**	**-**
							-									**-**		**-**								**-**			**-**						**-**		**-**				**-**	**-**
							-									**-**		**-**								**-**			**-**						**-**		**-**				**-**	**-**
							-									**-**		**-**								**-**			**-**						**-**		**-**				**-**	**-**
							-									**-**		**-**								**-**			**-**						**-**		**-**				**-**	**-**
							-									**-**		**-**								**-**			**-**						**-**		**-**				**-**	**-**
							-									**-**		**-**								**-**			**-**						**-**		**-**				**-**	**-**
Check	OK	OK	OK	OK	OK	OK		OK	OK	OK	OK	OK	OK	OK	OK		OK		OK	OK	OK	OK	OK	OK	OK	OK	OK	OK		OK	OK	OK	OK	OK		OK		OK		OK	OK	
Total Gross Costs	**98.657**	**0.545**	**107.988**	**3.260**	**3.803**	**-**	**214.253**	**72.164**	**-**	**0.245**	**-**	**-**	**-**	**-**	**2.408**	**74.817**	**3.087**	**3.087**	**0.992**	**0.903**	**5.845**	**1.196**	**0.640**	**3.469**	**0.826**	**13.871**	**38.935**	**15.094**	**67.900**	**0.242**	**-**	**-**	**-**	**3.317**	**3.559**	**-**	**363.616**	**-**	**39.322**	**-**	**39.322**	**402.938**
Customer Contributions	-1.7		-		-13.2		**-14.934**									**-**		**-**								**-**			**-**						**-**		**-14.934**				**-**	**-14.934**
Cost recoveries							**-**									**-**		**-**								**-**			**-**						**-**		**-**				**-**	**-**
Total Net Costs Before Allocation	**96.952**	**0.545**	**107.988**	**3.260**	**-9.426**	**-**	**199.319**	**72.164**	**-**	**0.245**	**-**	**-**	**-**	**-**	**2.408**	**74.817**	**3.087**	**3.087**	**0.992**	**0.903**	**5.845**	**1.196**	**0.640**	**3.469**	**0.826**	**13.871**	**38.935**	**15.094**	**67.900**	**0.242**	**-**	**-**	**-**	**3.317**	**3.559**	**-**	**348.682**	**-**	**39.322**	**-**	**39.322**	**388.004**
	OK	OK	OK	OK	OK	OK		OK	OK	OK	OK	OK	OK	OK	OK		OK		OK	OK	OK	OK	OK	OK	OK	OK	OK	OK		OK	OK	OK	OK	OK		OK		OK	OK			
Total Net Costs by Source:																																										
TO Own	**96.952**	**0.545**	**107.988**	**3.260**	**-9.426**	**-**	**199.319**	**72.164**	**-**	**0.245**	**-**	**-**	**-**	**-**	**2.408**	**74.817**	**3.087**	**3.087**	**0.992**	**0.903**	**5.845**	**1.196**	**0.640**	**3.469**	**0.826**	**13.871**	**31.427**	**0.655**	**45.953**	**0.242**	**-**	**-**	**-**	**3.317**	**3.559**	**-**	**326.735**	**-**	**39.322**	**-**	**39.322**	**366.057**
Related Party Totals	-	-	-	-	-	-	**-**	-	-	-	-	-	-	-	-	**-**	-	**-**	-	-	-	-	-	-	-	**-**	**7.508**	**14.439**	**21.947**	-	-	-	-	-	**-**	-	**21.947**		-	-	**-**	**21.947**
SSE Services plc							**-**									**-**		**-**								**-**	2.111	12.416	**14.527**						**-**		**14.527**		-		**-**	**14.527**
SSE Telecoms							**-**									**-**		**-**								**-**	1.706	2.023	**3.729**						**-**		**3.729**				**-**	**3.729**
Southern Electric Contracting							**-**									**-**		**-**								**-**	-	-	**-**						**-**		**-**				**-**	**-**
SHEPD							**-**									**-**		**-**								**-**	3.066	-	**3.066**						**-**		**3.066**				**-**	**3.066**
SEPD							**-**									**-**		**-**								**-**	0.625	-	**0.625**						**-**		**0.625**				**-**	**0.625**
							-									**-**		**-**								**-**			**-**						**-**		**-**				**-**	**-**
							-									**-**		**-**								**-**			**-**						**-**		**-**				**-**	**-**
							-									**-**		**-**								**-**			**-**						**-**		**-**				**-**	**-**
							-									**-**		**-**								**-**			**-**						**-**		**-**				**-**	**-**
							-									**-**		**-**								**-**			**-**						**-**		**-**				**-**	**-**
							-									**-**		**-**								**-**			**-**						**-**		**-**				**-**	**-**
							-									**-**		**-**								**-**			**-**						**-**		**-**				**-**	**-**
							-									**-**		**-**								**-**			**-**						**-**		**-**				**-**	**-**
							-									**-**		**-**								**-**			**-**						**-**		**-**				**-**	**-**
							-									**-**		**-**								**-**			**-**						**-**		**-**				**-**	**-**
Check	OK	OK	OK	OK	OK	OK		OK	OK	OK	OK	OK	OK	OK	OK		OK		OK	OK	OK	OK	OK	OK	OK	OK	OK	OK		OK	OK	OK	OK	OK		OK		OK	OK			
Indirect Activity Allocations to Activities Outside of Price Control (Excl. Services)																																										
Allocation of Indirects - Labour																																										
Allocation of Indirects - Pensions																																										
Allocation of Indirects - Contractors																																										
Allocation of Indirects - Plants and Materials																																										
Allocation of Indirects - Other																																										
Allocation of Indirects - Related Party Margins																																										
Allocation of Indirects - Total																											-	-														

Colour Key (to be agreed cross sector)

Non-editable cell	abc
Input cell	12.3
Calculation cell (sub-total)	12.3
Calculation cell (total)	12.3
Link from other sheet in workbook	12.3
Link from other workbook	12.3
Input not relevant	

RIIO-T2 Business Plan Data Template
Scottish Hydro Electric Transmission
BPDT: Workbook
Version 1.0 - Submitted on 09 Dec 2019
Sheet: A2.1 Cost Matrix 2020
Prices Base: 2018/19

	Load Related							Non-Load									Non-Operational Capex		Network Operating Costs								Total Indirects			Other costs within Price Control						Other			NABC			
Cost Type	Local Enabling (Entry)	Local Enabling (Exit)	Wider Works	LRE - sole-use Local Enabling (Exit - Sole Use)	LRE - sole-use Local Enabling (Entry - Sole Use)	TSS Infrastructure	Total Load Related Costs	Replacement	Refurb_Major	Refurb_Minor	Decommissioning	Spares	Black Start	Losses	Uncertain Costs	Total Non-Load Related Costs	Non-Operational Capex	Total Non-Operational Costs	Faults	Inspections	Repairs & Maintenance	Veg. Management	Legal & Safety	Operational Protection Measures & Op IT Capex	Visual Amenity	Total Network Operating Costs	CAI	Business Support	Total Network Operating Costs	Physical Security Capex	Physical Security Opex	Cyber Security OT	Cyber Security IT	Innovation	Other Costs Within Price Control (Placeholder post May 2019)	Other	Total Costs within Price Control	Excluded Services	Pass Through	Other Non Activity Based Costs	Total Non Activity Based Costs	Total TO
	£'m	£'m	£'m	£'m	£'m	£'m	£'m	£'m	£'m	£'m	£'m	£'m	£'m	£'m	£'m	£'m	£'m	£'m	£'m	£'m	£'m	£'m	£'m	£'m	£'m	£'m	£'m	£'m	£'m	£'m	£'m	£'m	£'m	£'m	£'m	£'m	£'m	£'m	£'m	£'m	£'m	£'m
Gross Costs *(excluding Related Party Margins)*	158.5	6.0	56.5	7.7	-0.1	2.6	**231.199**	89.5		0.159					8.080	**97.726**	3.277	**3.277**	1.204	1.898	7.564	1.128	1.901	1.450	25.146	40.291	43.500	17.220	**101.011**	3.935	-	-	-	4.170	**8.105**		**441.318**	-	37.979	-	**37.979**	**479.297**
Related Party Margins	0.200	-	-	-	-	-	**0.200**	-	-	-	-	-	-	-	-	**-**	-	**-**	-	-	-	-	-	-	-	**-**	-	0.300	**0.300**	-	-	-	-	-	**-**	-	**0.500**	-	-	-	**-**	**0.500**
SSE Services plc							**-**									**-**		**-**								**-**			**-**						**-**		**-**				**-**	**-**
SSE Telecoms	0.200						**0.200**									**-**		**-**								**-**	-	0.300	**0.300**						**-**		**0.500**				**-**	**0.500**
Southern Electric Contracting							**-**									**-**		**-**								**-**	-		**-**						**-**		**-**				**-**	**-**
SHEPD							**-**									**-**		**-**								**-**	-		**-**						**-**		**-**				**-**	**-**
SEPD							**-**									**-**		**-**								**-**	-		**-**						**-**		**-**				**-**	**-**
							-									**-**		**-**								**-**			**-**						**-**		**-**				**-**	**-**
							-									**-**		**-**								**-**			**-**						**-**		**-**				**-**	**-**
							-									**-**		**-**								**-**			**-**						**-**		**-**				**-**	**-**
							-									**-**		**-**								**-**			**-**						**-**		**-**				**-**	**-**
							-									**-**		**-**								**-**			**-**						**-**		**-**				**-**	**-**
							-									**-**		**-**								**-**			**-**						**-**		**-**				**-**	**-**
							-									**-**		**-**								**-**			**-**						**-**		**-**				**-**	**-**
							-									**-**		**-**								**-**			**-**						**-**		**-**				**-**	**-**
							-									**-**		**-**								**-**			**-**						**-**		**-**				**-**	**-**
							-									**-**		**-**								**-**			**-**						**-**		**-**				**-**	**-**
							-									**-**		**-**								**-**			**-**						**-**		**-**				**-**	**-**
							-									**-**		**-**								**-**			**-**						**-**		**-**				**-**	**-**
Check	OK	OK	OK	OK	OK	OK		OK	OK	OK	OK	OK	OK	OK	OK		OK		OK	OK	OK	OK	OK	OK	OK	OK	OK	OK		OK	OK	OK	OK	OK		OK		OK		OK	
Total Gross Costs	**158.740**	**5.984**	**56.540**	**7.713**	**-0.143**	**2.565**	**231.399**	**89.487**	-	**0.159**	-	-	-	-	**8.080**	**97.726**	**3.277**	**3.277**	**1.204**	**1.898**	**7.564**	**1.128**	**1.901**	**1.450**	**25.146**	**40.291**	**43.500**	**17.520**	**101.311**	**3.935**	-	-	-	**4.170**	**8.105**	-	**441.818**	-	**37.979**	-	**37.979**	**479.797**
Customer Contributions	-9.4				-1.0		**-10.354**									**-**		**-**								**-**			**-**						**-**		**-10.354**				**-**	**-10.354**
Cost recoveries							**-**									**-**		**-**								**-**			**-**						**-**		**-**				**-**	**-**
Total Net Costs Before Allocation	**149.386**	**5.984**	**56.540**	**7.713**	**-1.143**	**2.565**	**221.045**	**89.487**	-	**0.159**	-	-	-	-	**8.080**	**97.726**	**3.277**	**3.277**	**1.204**	**1.898**	**7.564**	**1.128**	**1.901**	**1.450**	**25.146**	**40.291**	**43.500**	**17.520**	**101.311**	**3.935**	-	-	-	**4.170**	**8.105**	-	**431.464**	-	**37.979**	-	**37.979**	**469.443**
													OK		OK		OK		OK	OK	OK	OK	OK	OK	OK		OK	OK		OK	OK	OK	OK	OK		OK		OK	OK			
	OK	OK	OK	OK	OK	OK		OK	OK	OK	OK	OK	OK	OK	OK		OK		OK	OK	OK	OK	OK	OK	OK	OK				OK	OK	OK	OK	OK		OK		OK	OK			
Total Net Costs by Source:																																										
TO Own	**148.553**	**5.984**	**55.707**	**7.713**	**-1.143**	**2.565**	**219.379**	**89.487**	-	**0.159**	-	-	-	-	**8.080**	**97.726**	**3.277**	**3.277**	**1.204**	**1.898**	**7.564**	**1.128**	**1.901**	**1.450**	**25.146**	**40.291**	**37.658**	**0.655**	**78.604**	**3.935**	-	-	-	**4.170**	**8.105**	-	**407.091**	-	**37.979**	-	**37.979**	**445.070**
Related Party Totals	**0.833**	-	**0.833**	-	-	-	**1.666**	-	-	-	-	-	-	-	-	**-**	-	**-**	-	-	-	-	-	-	-	**-**	**5.842**	**16.865**	**22.707**	-	-	-	-	-	**-**	-	**24.373**	-	-	-	**-**	**24.373**
SSE Services plc							**-**									**-**		**-**								**-**	2.111	14.842	**16.953**						**-**		**16.953**				**-**	**16.953**
SSE Telecoms							**-**									**-**		**-**								**-**	1.706	2.023	**3.729**						**-**		**3.729**				**-**	**3.729**
Southern Electric Contracting							**-**									**-**		**-**								**-**			**-**						**-**		**-**				**-**	**-**
SHEPD	0.833		0.833				**1.666**									**-**		**-**								**-**	1.400		**1.400**						**-**		**3.066**				**-**	**3.066**
SEPD							**-**									**-**		**-**								**-**	0.625		**0.625**						**-**		**0.625**				**-**	**0.625**
							-									**-**		**-**								**-**			**-**						**-**		**-**				**-**	**-**
							-									**-**		**-**								**-**			**-**						**-**		**-**				**-**	**-**
							-									**-**		**-**								**-**			**-**						**-**		**-**				**-**	**-**
							-									**-**		**-**								**-**			**-**						**-**		**-**				**-**	**-**
							-									**-**		**-**								**-**			**-**						**-**		**-**				**-**	**-**
							-									**-**		**-**								**-**			**-**						**-**		**-**				**-**	**-**
							-									**-**		**-**								**-**			**-**						**-**		**-**				**-**	**-**
							-									**-**		**-**								**-**			**-**						**-**		**-**				**-**	**-**
							-									**-**		**-**								**-**			**-**						**-**		**-**				**-**	**-**
							-									**-**		**-**								**-**			**-**						**-**		**-**				**-**	**-**
Check	OK	OK	OK	OK	OK	OK		OK	OK	OK	OK	OK	OK	OK	OK		OK		OK	OK	OK	OK	OK	OK	OK	OK	OK	OK		OK	OK	OK	OK	OK		OK		OK	OK			
Indirect Activity Allocations to Activities Outside of Price Control (Excl. Services)																																										
Allocation of Indirects - Labour																																										
Allocation of Indirects - Pensions																																										
Allocation of Indirects - Contractors																																										
Allocation of Indirects - Plants and Materials																																										
Allocation of Indirects - Other																																										
Allocation of Indirects - Related Party Margins																																										
Allocation of Indirects - Total																											-	-														

Colour Key (to be agreed cross sector)

Non-editable cell	abc
Input cell	12.3
Calculation cell (sub-total)	12.3
Calculation cell (total)	12.3
Link from other sheet in workbook	12.3
Link from other workbook	12.3
Input not relevant	

RIIO-T2 Business Plan Data Template
Scottish Hydro Electric Transmission
BPDT: Workbook
Version 1.0 - Submitted on 09 Dec 2019
Sheet: A2.1 Cost Matrix 2021
Prices Base: 2018/19

	Load Related							Non-Load									Non-Operational Capex		Network Operating Costs								Total Indirects			Other costs within Price Control						Other			NABC			
Cost Type	Local Enabling (Entry)	Local Enabling (Exit)	Wider Works	LRE - sole-use Local Enabling (Exit - Sole Use)	LRE - sole-use Local Enabling (Entry - Sole Use)	TSS Infrastructure	Total Load Related Costs	Replacement	Refurb_Major	Refurb_Minor	Decommissioning	Spares	Black Start	Losses	Uncertain Costs	Total Non-Load Related Costs	Non-Operational Capex	Total Non-Operational Costs	Faults	Inspections	Repairs & Maintenance	Veg. Management	Legal & Safety	Operational Protection Measures & Op IT Capex	Visual Amenity	Total Network Operating Costs	CAI	Business Support	Total Network Operating Costs	Physical Security Capex	Physical Security Opex	Cyber Security OT	Cyber Security IT	Innovation	Other Costs Within Price Control (Placeholder post May 2019)	Other	Total Costs within Price Control	Excluded Services	Pass Through	Other Non Activity Based Costs	Total Non Activity Based Costs	Total TO
	£'m	£'m	£'m	£'m	£'m	£'m	£'m	£'m	£'m	£'m	£'m	£'m	£'m	£'m	£'m	£'m	£'m	£'m	£'m	£'m	£'m	£'m	£'m	£'m	£'m	£'m	£'m	£'m	£'m	£'m	£'m	£'m	£'m	£'m	£'m	£'m	£'m	£'m	£'m	£'m	£'m	£'m
Gross Costs *(excluding Related Party Margins)*	160.6	5.5	28.6	13.1	4.2	-	**212.079**	86.1	-	-	-	-	-	-	7.080	**93.154**	3.341	**3.341**	0.886	4.020	9.837	1.222	1.361	2.276	28.505	48.107	43.826	17.221	**109.154**	0.829	-	-	-	3.823	**4.652**	-	**422.379**	-	45.058	-	**45.058**	**467.437**
Related Party Margins	0.300	-	-	-	-	-	**0.300**	-	-	-	-	-	-	-	-	**-**	-	**-**	-	-	-	-	-	-	-	**-**	-	0.300	**0.300**	-	-	-	-	-	**-**	-	**0.600**	-	-	-	**-**	**0.600**
SSE Services plc							**-**									**-**		**-**								**-**	-		**-**						**-**		**-**				**-**	**-**
SSE Telecoms	0.300						**0.300**									**-**		**-**								**-**	-	0.300	**0.300**						**-**		**0.600**				**-**	**0.600**
Southern Electric Contracting							**-**									**-**		**-**								**-**	-		**-**						**-**		**-**				**-**	**-**
SHEPD							**-**									**-**		**-**								**-**	-		**-**						**-**		**-**				**-**	**-**
SEPD							**-**									**-**		**-**								**-**	-		**-**						**-**		**-**				**-**	**-**
							-									**-**		**-**								**-**			**-**						**-**		**-**				**-**	**-**
							-									**-**		**-**								**-**			**-**						**-**		**-**				**-**	**-**
							-									**-**		**-**								**-**			**-**						**-**		**-**				**-**	**-**
							-									**-**		**-**								**-**			**-**						**-**		**-**				**-**	**-**
							-									**-**		**-**								**-**			**-**						**-**		**-**				**-**	**-**
							-									**-**		**-**								**-**			**-**						**-**		**-**				**-**	**-**
							-									**-**		**-**								**-**			**-**						**-**		**-**				**-**	**-**
							-									**-**		**-**								**-**			**-**						**-**		**-**				**-**	**-**
							-									**-**		**-**								**-**			**-**						**-**		**-**				**-**	**-**
							-									**-**		**-**								**-**			**-**						**-**		**-**				**-**	**-**
							-									**-**		**-**								**-**			**-**						**-**		**-**				**-**	**-**
Check	OK	OK	OK	OK	OK	OK		OK	OK	OK	OK	OK	OK	OK	OK		OK		OK	OK	OK	OK	OK	OK	OK	OK	OK	OK		OK	OK	OK	OK	OK		OK		OK		OK	
Total Gross Costs	**160.908**	**5.528**	**28.626**	**13.148**	**4.169**	-	**212.379**	**86.074**	-	-	-	-	-	-	**7.080**	**93.154**	**3.341**	**3.341**	**0.886**	**4.020**	**9.837**	**1.222**	**1.361**	**2.276**	**28.505**	**48.107**	**43.826**	**17.521**	**109.454**	**0.829**	-	-	-	**3.823**	**4.652**	-	**422.979**	-	**45.058**	-	**45.058**	**468.037**
Customer Contributions	-1.4			-	-1.1		**-2.500**									**-**		**-**								**-**			**-**						**-**		**-2.500**				**-**	**-2.500**
Cost recoveries	-						**-**									**-**		**-**								**-**			**-**						**-**		**-**				**-**	**-**
Total Net Costs Before Allocation	**159.506**	**5.528**	**28.626**	**13.148**	**3.071**	-	**209.879**	**86.074**	-	-	-	-	-	-	**7.080**	**93.154**	**3.341**	**3.341**	**0.886**	**4.020**	**9.837**	**1.222**	**1.361**	**2.276**	**28.505**	**48.107**	**43.826**	**17.521**	**109.454**	**0.829**	-	-	-	**3.823**	**4.652**	-	**420.479**	-	**45.058**	-	**45.058**	**465.537**
	OK	OK	OK	OK	OK	OK		OK	OK	OK	OK	OK	OK	OK	OK		OK		OK	OK	OK	OK	OK	OK	OK	OK	OK	OK		OK	OK	OK	OK	OK		OK		OK		OK	
Total Net Costs by Source:																																										
TO Own	**156.967**	**5.528**	**27.793**	**13.148**	**3.071**	-	**206.507**	**86.074**	-	-	-	-	-	-	**7.080**	**93.154**	**3.341**	**3.341**	**0.886**	**4.020**	**9.837**	**1.222**	**1.361**	**2.276**	**28.505**	**48.107**	**39.689**	**0.656**	**88.452**	**0.829**	-	-	-	**3.823**	**4.652**	-	**396.105**	-	**45.058**	-	**45.058**	**441.163**
Related Party Totals	**2.539**	-	**0.833**	-	-	-	**3.372**	-	-	-	-	-	-	-	-	**-**	-	**-**	-	-	-	-	-	-	-	**-**	**4.137**	**16.865**	**21.002**	-	-	-	-	-	**-**	-	**24.374**	-	-	-	**-**	**24.374**
SSE Services plc							**-**									**-**		**-**								**-**	2.112	14.842	**16.954**						**-**		**16.954**				**-**	**16.954**
SSE Telecoms	1.706						**1.706**									**-**		**-**								**-**	-	2.023	**2.023**						**-**		**3.729**				**-**	**3.729**
Southern Electric Contracting							**-**									**-**		**-**								**-**	-		**-**						**-**		**-**				**-**	**-**
SHEPD	0.833		0.833				**1.666**									**-**		**-**								**-**	1.400		**1.400**						**-**		**3.066**				**-**	**3.066**
SEPD							**-**									**-**		**-**								**-**	0.625		**0.625**						**-**		**0.625**				**-**	**0.625**
							-									**-**		**-**								**-**			**-**						**-**		**-**				**-**	**-**
							-									**-**		**-**								**-**			**-**						**-**		**-**				**-**	**-**
							-									**-**		**-**								**-**			**-**						**-**		**-**				**-**	**-**
							-									**-**		**-**								**-**			**-**						**-**		**-**				**-**	**-**
							-									**-**		**-**								**-**			**-**						**-**		**-**				**-**	**-**
							-									**-**		**-**								**-**			**-**						**-**		**-**				**-**	**-**
							-									**-**		**-**								**-**			**-**						**-**		**-**				**-**	**-**
							-									**-**		**-**								**-**			**-**						**-**		**-**				**-**	**-**
							-									**-**		**-**								**-**			**-**						**-**		**-**				**-**	**-**
							-									**-**		**-**								**-**			**-**						**-**		**-**				**-**	**-**
Check	OK	OK	OK	OK	OK	OK		OK	OK	OK	OK	OK	OK	OK	OK		OK		OK	OK	OK	OK	OK	OK	OK	OK	OK	OK		OK	OK	OK	OK	OK		OK		OK		OK	
Indirect Activity Allocations to Activities Outside of Price Control (Excl. Services)																																										
Allocation of Indirects - Labour																																										
Allocation of Indirects - Pensions																																										
Allocation of Indirects - Contractors																																										
Allocation of Indirects - Plants and Materials																																										
Allocation of Indirects - Other																																										
Allocation of Indirects - Related Party Margins																																										
Allocation of Indirects - Total																											-	-														

Colour Key (to be agreed cross sector)

Non-editable cell	abc
Input cell	12.3
Calculation cell (sub-total)	12.3
Calculation cell (total)	12.3
Link from other sheet in workbook	12.3
Link from other workbook	12.3
Input not relevant	

RIIO-T2 Business Plan Data Template
Scottish Hydro Electric Transmission
BPDT: Workbook
Version 1.0 - Submitted on 09 Dec 2019
Sheet: A2.1 Cost Matrix 2022
Prices Base: 2018/19

	Load Related							Non-Load									Non-Operational Capex		Network Operating Costs								Total Indirects			Other costs within Price Control						Other			NABC			
Cost Type	Local Enabling (Entry)	Local Enabling (Exit)	Wider Works	LRE - sole-use Local Enabling (Exit - Sole Use)	LRE - sole-use Local Enabling (Entry - Sole Use)	TSS Infrastructure	Total Load Related Costs	Replacement	Refurb_Major	Refurb_Minor	Decommissioning	Spares	Black Start	Losses	Uncertain Costs	Total Non-Load Related Costs	Non-Operational Capex	Total Non-Operational Costs	Faults	Inspections	Repairs & Maintenance	Veg. Management	Legal & Safety	Operational Protection Measures & Op IT Capex	Visual Amenity	Total Network Operating Costs	CAI	Business Support	Total Network Operating Costs	Physical Security Capex	Physical Security Opex	Cyber Security OT	Cyber Security IT	Innovation	Other Costs Within Price Control (Placeholder post May 2019)	Other	Total Costs within Price Control	Excluded Services	Pass Through	Other Non Activity Based Costs	Total Non Activity Based Costs	Total TO
	£'m	£'m	£'m	£'m	£'m	£'m	£'m	£'m	£'m	£'m	£'m	£'m	£'m	£'m	£'m	£'m	£'m	£'m	£'m	£'m	£'m	£'m	£'m	£'m	£'m	£'m	£'m	£'m	£'m	£'m	£'m	£'m	£'m	£'m	£'m	£'m	£'m	£'m	£'m	£'m	£'m
Gross Costs *(excluding Related Party Margins)*	139.516	-	76.198	-	12.746	-	**228.460**	87.188	-	-	-	5.490	6.022	-	7.080	**105.780**	18.607	**18.607**	0.907	2.601	10.213	1.830	3.239	12.324	-	31.114	51.991	19.985	**103.090**	2.638	-	-	1.030	1.600	**5.268**	-	**461.205**	-	47.836	-	**47.836**	**509.041**
Related Party Margins	-	-	-	-	-	-	-	-	-	-	-	-	-	-	-	-	-	-	-	-	-	-	-	-	-	-	-	-	-	-	-	-	-	-	-	-	-	-	-	-	-
SSE Services plc							-									-		-								-	-		-						-		-				-	-
SSE Telecoms							-									-		-								-			-						-		-				-	-
Southern Electric Contracting							-									-		-								-			-						-		-				-	-
SHEPD							-									-		-								-	-		-						-		-				-	-
SEPD							-									-		-								-	-		-						-		-				-	-
							-									-		-								-			-						-		-				-	-
							-									-		-								-			-						-		-				-	-
							-									-		-								-			-						-		-				-	-
							-									-		-								-			-						-		-				-	-
							-									-		-								-			-						-		-				-	-
							-									-		-								-			-						-		-				-	-
							-									-		-								-			-						-		-				-	-
							-									-		-								-			-						-		-				-	-
							-									-		-								-			-						-		-				-	-
							-									-		-								-			-						-		-				-	-
							-									-		-								-			-						-		-				-	-
Check	OK	OK	OK	OK	OK	OK		OK	OK	OK	OK	OK	OK	OK	OK		OK		OK	OK	OK	OK	OK	OK	OK	OK	OK	OK		OK	OK	OK	OK	OK		OK		OK	OK	OK	
Total Gross Costs	**139.516**	-	**76.198**	-	**12.746**	-	**228.460**	**87.188**	-	-	-	**5.490**	**6.022**	-	**7.080**	**105.780**	**18.607**	**18.607**	**0.907**	**2.601**	**10.213**	**1.830**	**3.239**	**12.324**	-	**31.114**	**51.991**	**19.985**	**103.090**	**2.638**	-	-	**1.030**	**1.600**	**5.268**	-	**461.205**	-	**47.836**	-	**47.836**	**509.041**
Customer Contributions							-									-		-								-			-						-		-				-	-
Cost recoveries							-									-		-								-			-						-		-				-	-
Total Net Costs Before Allocation	**139.516**	-	**76.198**	-	**12.746**	-	**228.460**	**87.188**	-	-	-	**5.490**	**6.022**	-	**7.080**	**105.780**	**18.607**	**18.607**	**0.907**	**2.601**	**10.213**	**1.830**	**3.239**	**12.324**	-	**31.114**	**51.991**	**19.985**	**103.090**	**2.638**	-	-	**1.030**	**1.600**	**5.268**	-	**461.205**	-	**47.836**	-	**47.836**	**509.041**
	OK	OK	OK	OK	OK	OK		OK	OK	OK	OK	OK	OK	OK	OK		OK		OK	OK	OK	OK	OK	OK	OK	OK	OK	OK		OK	OK	OK	OK	OK		OK		OK	OK	OK	
Total Net Costs by Source:																																									
TO Own	**138.683**	-	**75.365**	-	**12.746**	-	**226.794**	**87.188**	-	-	-	**5.490**	**6.022**	-	**7.080**	**105.780**	**18.607**	**18.607**	**0.907**	**2.601**	**10.213**	**1.830**	**3.239**	**12.324**	-	**31.114**	**46.148**	**0.656**	**77.918**	**2.638**	-	-	**1.030**	**1.600**	**5.268**	-	**434.367**	-	**47.836**	-	**47.836**	**482.203**
Related Party Totals	**0.833**	-	**0.833**	-	-	-	**1.666**	-	-	-	-	-	-	-	-	-	-	-	-	-	-	-	-	-	-	-	**5.843**	**19.329**	**25.172**	-	-	-	-	-	-	-	**26.838**	-	-	-	-	**26.838**
SSE Services plc							-									-		-								-	2.112	17.306	**19.418**						-		**19.418**				-	**19.418**
SSE Telecoms							-									-		-								-	1.706	2.023	**3.729**						-		**3.729**				-	**3.729**
Southern Electric Contracting							-									-		-								-			-						-		-				-	-
SHEPD	0.833		0.833				**1.666**									-		-								-	1.400		**1.400**						-		**3.066**				-	**3.066**
SEPD							-									-		-								-	0.625		**0.625**						-		**0.625**				-	**0.625**
							-									-		-								-			-						-		-				-	-
							-									-		-								-			-						-		-				-	-
							-									-		-								-			-						-		-				-	-
							-									-		-								-			-						-		-				-	-
							-									-		-								-			-						-		-				-	-
							-									-		-								-			-						-		-				-	-
							-									-		-								-			-						-		-				-	-
							-									-		-								-			-						-		-				-	-
							-									-		-								-			-						-		-				-	-
Check	OK	OK	OK	OK	OK	OK		OK	OK	OK	OK	OK	OK	OK	OK		OK		OK	OK	OK	OK	OK	OK	OK	OK	OK	OK		OK	OK	OK	OK	OK		OK		OK	OK	OK	
Indirect Activity Allocations to Activities Outside of Price Control (Excl. Services)																																									
Allocation of Indirects - Labour																																									
Allocation of Indirects - Pensions																																									
Allocation of Indirects - Contractors																																									
Allocation of Indirects - Plants and Materials																																									
Allocation of Indirects - Other																																									
Allocation of Indirects - Related Party Margins																																									
Allocation of Indirects - Total																											-	-													

Colour Key (to be agreed cross sector)

Non-editable cell	abc
Input cell	12.3
Calculation cell (sub-total)	12.3
Calculation cell (total)	12.3
Link from other sheet in workbook	12.3
Link from other workbook	12.3
Input not relevant	

RIIO-T2 Business Plan Data Template
Scottish Hydro Electric Transmission
BPDT: Workbook
Version 1.0 - Submitted on 09 Dec 2019
Sheet: A2.1 Cost Matrix 2023
Prices Base: 2018/19

	Load Related							Non-Load									Non-Operational Capex		Network Operating Costs								Total Indirects			Other costs within Price Control						Other			NABC			
Cost Type	Local Enabling (Entry)	Local Enabling (Exit)	Wider Works	LRE - sole-use Local Enabling (Exit - Sole Use)	LRE - sole-use Local Enabling (Entry - Sole Use)	TSS Infrastructure	Total Load Related Costs	Replacement	Refurb_Major	Refurb_Minor	Decommissioning	Spares	Black Start	Losses	Uncertain Costs	Total Non-Load Related Costs	Non-Operational Capex	Total Non-Operational Costs	Faults	Inspections	Repairs & Maintenance	Veg. Management	Legal & Safety	Operational Protection Measures & Op IT Capex	Visual Amenity	Total Network Operating Costs	CAI	Business Support	Total Network Operating Costs	Physical Security Capex	Physical Security Opex	Cyber Security OT	Cyber Security IT	Innovation	Other Costs Within Price Control (Placeholder post May 2019)	Other	Total Costs within Price Control	Excluded Services	Pass Through	Other Non Activity Based Costs	Total Non Activity Based Costs	Total TO
	£'m	£'m	£'m	£'m	£'m	£'m	£'m	£'m	£'m	£'m	£'m	£'m	£'m	£'m	£'m	£'m	£'m	£'m	£'m	£'m	£'m	£'m	£'m	£'m	£'m	£'m	£'m	£'m	£'m	£'m	£'m	£'m	£'m	£'m	£'m	£'m	£'m	£'m	£'m	£'m	£'m	£'m
Gross Costs *(excluding Related Party Margins)*	158.999	-	87.110	-	3.011	-	**249.120**	154.705	-	0.481	-	1.500	11.583	-	7.010	**175.279**	37.836	**37.836**	0.922	4.707	10.246	1.850	5.275	24.705	-	47.704	51.806	21.019	**120.529**	2.679	-	-	1.520	1.600	**5.799**	-	**588.564**	-	-	-	**52.354**	**640.918**
Related Party Margins	-	-	-	-	-	-	-	-	-	-	-	-	-	-	-	-	-	-	-	-	-	-	-	-	-	-	-	-	-	-	-	-	-	-	-	-	-	-	-	-	-	-
SSE Services plc							-									-		-								-	-		-						-	-				-	-
SSE Telecoms							-									-		-								-	-		-						-	-				-	-
Southern Electric Contracting							-									-		-								-	-		-						-	-				-	-
SHEPD							-									-		-								-	-		-						-	-				-	-
SEPD							-									-		-								-	-		-						-	-				-	-
							-									-		-								-			-						-	-				-	-
							-									-		-								-			-						-	-				-	-
							-									-		-								-			-						-	-				-	-
							-									-		-								-			-						-	-				-	-
							-									-		-								-			-						-	-				-	-
							-									-		-								-			-						-	-				-	-
							-									-		-								-			-						-	-				-	-
							-									-		-								-			-						-	-				-	-
							-									-		-								-			-						-	-				-	-
							-									-		-								-			-						-	-				-	-
							-									-		-								-			-						-	-				-	-
Check	OK	OK	OK	OK	OK	OK		OK	OK	OK	OK	OK	OK	OK	OK		OK		OK	OK	OK	OK	OK	OK	OK	OK	OK	OK		OK	OK	OK	OK	OK		OK		OK	OK	OK	
Total Gross Costs	**158.999**	-	**87.110**	-	**3.011**	-	**249.120**	**154.705**	-	**0.481**	-	**1.500**	**11.583**	-	**7.010**	**175.279**	**37.836**	**37.836**	**0.922**	**4.707**	**10.246**	**1.850**	**5.275**	**24.705**	-	**47.704**	**51.806**	**21.019**	**120.529**	**2.679**	-	-	**1.520**	**1.600**	**5.799**	-	**588.564**	-	-	-	**52.354**	**640.918**
Customer Contributions							-									-		-								-			-						-						-	-
Cost recoveries							-									-		-								-			-						-						-	-
Total Net Costs Before Allocation	**158.999**	-	**87.110**	-	**3.011**	-	**249.120**	**154.705**	-	**0.481**	-	**1.500**	**11.583**	-	**7.010**	**175.279**	**37.836**	**37.836**	**0.922**	**4.707**	**10.246**	**1.850**	**5.275**	**24.705**	-	**47.704**	**51.806**	**21.019**	**120.529**	**2.679**	-	-	**1.520**	**1.600**	**5.799**	-	**588.564**	-	-	-	**52.354**	**640.918**
													OK		OK		OK				OK		OK				OK	OK		OK	OK	OK	OK	OK				OK	OK		
	OK	OK	OK	OK	OK	OK		OK	OK	OK	OK	OK	OK	OK	OK		OK		OK	OK	OK	OK	OK	OK	OK	OK	OK	OK		OK	OK	OK	OK	OK		OK		OK	OK	OK	
Total Net Costs by Source:																																										
TO Own	**158.166**	-	**86.277**	-	**3.011**	-	**247.454**	**154.705**	-	**0.481**	-	**1.500**	**11.583**	-	**7.010**	**175.279**	**37.836**	**37.836**	**0.922**	**4.707**	**10.246**	**1.850**	**5.275**	**24.705**	-	**47.704**	**45.963**	**0.656**	**94.323**	**2.679**	-	-	**1.520**	**1.600**	**5.799**	-	**560.692**	-	**52.354**	-	**52.354**	**613.046**
Related Party Totals	**0.833**	-	**0.833**	-	-	-	**1.666**	-	-	-	-	-	-	-	-	-	-	-	-	-	-	-	-	-	-	-	**5.843**	**20.363**	**26.206**	-	-	-	-	-	-	-	**27.872**	-	-	-	-	**27.872**
SSE Services plc							-									-		-								-	2.112	18.340	**20.452**						-		**20.452**				-	**20.452**
SSE Telecoms							-									-		-								-	1.706	2.023	**3.729**						-		**3.729**				-	**3.729**
Southern Electric Contracting							-									-		-								-			-						-		-				-	-
SHEPD	0.833		0.833				**1.666**									-		-								-	1.400		**1.400**						-		**3.066**				-	**3.066**
SEPD							-									-		-								-	0.625		**0.625**						-		**0.625**				-	**0.625**
							-									-		-								-			-						-		-				-	-
							-									-		-								-			-						-		-				-	-
							-									-		-								-			-						-		-				-	-
							-									-		-								-			-						-		-				-	-
							-									-		-								-			-						-		-				-	-
							-									-		-								-			-						-		-				-	-
							-									-		-								-			-						-		-				-	-
							-									-		-								-			-						-		-				-	-
							-									-		-								-			-						-		-				-	-
Check	OK	OK	OK	OK	OK	OK		OK	OK	OK	OK	OK	OK	OK	OK		OK		OK	OK	OK	OK	OK	OK	OK	OK	OK	OK		OK	OK	OK	OK	OK		OK		OK	OK	OK	
Indirect Activity Allocations to Activities Outside of Price Control (Excl. Services)																																										
Allocation of Indirects - Labour																																										
Allocation of Indirects - Pensions																																										
Allocation of Indirects - Contractors																																										
Allocation of Indirects - Plants and Materials																																										
Allocation of Indirects - Other																																										
Allocation of Indirects - Related Party Margins																																										
Allocation of Indirects - Total																											-	-														

Colour Key (to be agreed cross sector)

Non-editable cell	abc
Input cell	12.3
Calculation cell (sub-total)	12.3
Calculation cell (total)	12.3
Link from other sheet in workbook	12.3
Link from other workbook	12.3
Input not relevant	

RIIO-T2 Business Plan Data Template
Scottish Hydro Electric Transmission
BPDT: Workbook
Version 1.0 - Submitted on 09 Dec 2019
Sheet: A2.1 Cost Matrix 2024
Prices Base: 2018/19

	Load Related							Non-Load									Non-Operational Capex		Network Operating Costs								Total Indirects			Other costs within Price Control						Other			NABC			
Cost Type	Local Enabling (Entry)	Local Enabling (Exit)	Wider Works	LRE - sole-use Local Enabling (Exit - Sole Use)	LRE - sole-use Local Enabling (Entry - Sole Use)	TSS Infrastructure	Total Load Related Costs	Replacement	Refurb_Major	Refurb_Minor	Decommissioning	Spares	Black Start	Losses	Uncertain Costs	Total Non-Load Related Costs	Non-Operational Capex	Total Non-Operational Costs	Faults	Inspections	Repairs & Maintenance	Veg. Management	Legal & Safety	Operational Protection Measures & Op IT Capex	Visual Amenity	Total Network Operating Costs	CAI	Business Support	Total Network Operating Costs	Physical Security Capex	Physical Security Opex	Cyber Security OT	Cyber Security IT	Innovation	Other Costs Within Price Control (Placeholder post May 2019)	Other	Total Costs within Price Control	Excluded Services	Pass Through	Other Non Activity Based Costs	Total Non Activity Based Costs	Total TO
	£'m	£'m	£'m	£'m	£'m	£'m	£'m	£'m	£'m	£'m	£'m	£'m	£'m	£'m	£'m	£'m	£'m	£'m	£'m	£'m	£'m	£'m	£'m	£'m	£'m	£'m	£'m	£'m	£'m	£'m	£'m	£'m	£'m	£'m	£'m	£'m	£'m	£'m	£'m	£'m	£'m	£'m
Gross Costs *(excluding Related Party Margins)*	65.578	-	88.418	-	-	-	**153.996**	181.731	-	-	-	1.800	11.583	-	6.460	**201.574**	-	**35.161**	0.935	2.631	10.341	1.940	5.327	24.705	-	**45.878**	50.561	21.290	**117.729**	0.906	-	-	1.425	1.600	**3.931**	-	**512.390**	-	57.463	-	**57.463**	**569.854**
Related Party Margins	-	-	-	-	-	-	-	-	-	-	-	-	-	-	-	-	-	-	-	-	-	-	-	-	-	-	-	-	-	-	-	-	-	-	-	-	-	-	-	-	-	-
SSE Services plc							-									-		-								-	-		-						-		-				-	-
SSE Telecoms							-									-		-								-	-		-						-		-				-	-
Southern Electric Contracting							-									-		-								-	-		-						-		-				-	-
SHEPD							-									-		-								-	-		-						-		-				-	-
SEPD							-									-		-								-	-		-						-		-				-	-
							-									-		-								-			-						-		-				-	-
							-									-		-								-			-						-		-				-	-
							-									-		-								-			-						-		-				-	-
							-									-		-								-			-						-		-				-	-
							-									-		-								-			-						-		-				-	-
							-									-		-								-			-						-		-				-	-
							-									-		-								-			-						-		-				-	-
							-									-		-								-			-						-		-				-	-
							-									-		-								-			-						-		-				-	-
							-									-		-								-			-						-		-				-	-
							-									-		-								-			-						-		-				-	-
Check	OK	OK	OK	OK	OK	OK		OK	OK	OK	OK	OK	OK	OK	OK		OK		OK	OK	OK	OK	OK	OK	OK	OK	OK		OK	OK	OK	OK	OK		OK		OK		OK		
Total Gross Costs	**65.578**	-	**88.418**	-	-	-	**153.996**	**181.731**	-	-	-	**1.800**	**11.583**	-	**6.460**	**201.574**		**35.161**	**0.935**	**2.631**	**10.341**	**1.940**	**5.327**	**24.705**	-	**45.878**	**50.561**	**21.290**	**117.729**	**0.906**	-	-	**1.425**	**1.600**	**3.931**	-	**512.390**	-	**57.463**	-	**57.463**	**569.854**
Customer Contributions							-									-		-								-			-						-		-				-	-
Cost recoveries							-									-		-								-			-						-		-				-	-
Total Net Costs Before Allocation	**65.578**	-	**88.418**	-	-	-	**153.996**	**181.731**	-	-	-	**1.800**	**11.583**	-	**6.460**	**201.574**	**35.161**	**35.161**	**0.935**	**2.631**	**10.341**	**1.940**	**5.327**	**24.705**	-	**45.878**	**50.561**	**21.290**	**117.729**	**0.906**	-	-	**1.425**	**1.600**	**3.931**	-	**512.390**	-	**57.463**	-	**57.463**	**569.854**
													OK		OK						OK		OK				OK	OK		OK	OK	OK	OK	OK				OK	OK		
	OK	OK	OK	OK	OK	OK		OK	OK	OK	OK	OK	OK	OK	OK		OK		OK	OK	OK	OK	OK	OK	OK	OK	OK		OK	OK	OK	OK	OK		OK		OK	OK	OK		
Total Net Costs by Source:																																										
TO Own	**64.745**	-	**87.585**	-	-	-	**152.330**	**181.731**	-	-	-	**1.800**	**11.583**	-	**6.460**	**201.574**	**35.161**	**35.161**	**0.935**	**2.631**	**10.341**	**1.940**	**5.327**	**24.705**	-	**45.878**	**44.718**	**0.656**	**91.252**	**0.906**	-	-	**1.425**	**1.600**	**3.931**	-	**484.247**	-	**57.463**	-	**57.463**	**541.711**
Related Party Totals	**0.833**	-	**0.833**	-	-	-	**1.666**	-	-	-	-	-	-	-	-	-	-	-	-	-	-	-	-	-	-	-	**5.843**	**20.634**	**26.477**	-	-	-	-	-	-	-	**28.143**	-	-	-	-	**28.143**
SSE Services plc							-									-		-								-	2.112	18.611	**20.723**						-		**20.723**				-	**20.723**
SSE Telecoms							-									-		-								-	1.706	2.023	**3.729**						-		**3.729**				-	**3.729**
Southern Electric Contracting							-									-		-								-			-						-		-				-	-
SHEPD	0.833		0.833				**1.666**									-		-								-	1.400		**1.400**						-		**3.066**				-	**3.066**
SEPD							-									-		-								-	0.625		**0.625**						-		**0.625**				-	**0.625**
							-									-		-								-			-						-		-				-	-
							-									-		-								-			-						-		-				-	-
							-									-		-								-			-						-		-				-	-
							-									-		-								-			-						-		-				-	-
							-									-		-								-			-						-		-				-	-
							-									-		-								-			-						-		-				-	-
							-									-		-								-			-						-		-				-	-
							-									-		-								-			-						-		-				-	-
Check	OK	OK	OK	OK	OK	OK		OK	OK	OK	OK	OK	OK	OK	OK		OK		OK	OK	OK	OK	OK	OK	OK	OK	OK		OK	OK	OK	OK	OK		OK		OK	OK	OK		
Indirect Activity Allocations to Activities Outside of Price Control (Excl. Services)																																										
Allocation of Indirects - Labour																																										
Allocation of Indirects - Pensions																																										
Allocation of Indirects - Contractors																																										
Allocation of Indirects - Plants and Materials																																										
Allocation of Indirects - Other																																										
Allocation of Indirects - Related Party Margins																																										
Allocation of Indirects - Total																											-	-														

Colour Key (to be agreed cross sector)

Non-editable cell	abc
Input cell	12.3
Calculation cell (sub-total)	12.3
Calculation cell (total)	12.3
Link from other sheet in workbook	12.3
Link from other workbook	12.3
Input not relevant	

RIIO-T2 Business Plan Data Template
Scottish Hydro Electric Transmission
BPDT: Workbook
Version 1.0 - Submitted on 09 Dec 2019
Sheet: A2.1 Cost Matrix 2025
Prices Base: 2018/19

	Load Related							Non-Load									Non-Operational Capex		Network Operating Costs								Total Indirects			Other costs within Price Control						Other			NABC			
Cost Type	Local Enabling (Entry)	Local Enabling (Exit)	Wider Works	LRE - sole-use Local Enabling (Exit - Sole Use)	LRE - sole-use Local Enabling (Entry - Sole Use)	TSS Infrastructure	Total Load Related Costs	Replacement	Refurb_Major	Refurb_Minor	Decommissioning	Spares	Black Start	Losses	Uncertain Costs	Total Non-Load Related Costs	Non-Operational Capex	Total Non-Operational Costs	Faults	Inspections	Repairs & Maintenance	Veg. Management	Legal & Safety	Operational Protection Measures & Op IT Capex	Visual Amenity	Total Network Operating Costs	CAI	Business Support	Total Network Operating Costs	Physical Security Capex	Physical Security Opex	Cyber Security OT	Cyber Security IT	Innovation	Other Costs Within Price Control (Placeholder post May 2019)	Other	Total Costs within Price Control	Excluded Services	Pass Through	Other Non Activity Based Costs	Total Non Activity Based Costs	Total TO
	£'m	£'m	£'m	£'m	£'m	£'m	£'m	£'m	£'m	£'m	£'m	£'m	£'m	£'m	£'m	£'m	£'m	£'m	£'m	£'m	£'m	£'m	£'m	£'m	£'m	£'m	£'m	£'m	£'m	£'m	£'m	£'m	£'m	£'m	£'m	£'m	£'m	£'m	£'m	£'m	£'m
Gross Costs *(excluding Related Party Margins)*	-8.030	-	112.361	-	-	-	**104.331**	238.576	-	-	-	1.500	11.583	-	5.920	**257.579**	13.309	**13.309**	0.949	4.306	10.384	2.020	5.329	28.676	-	51.664	50.374	21.366	**123.404**	-	-	-	0.975	1.600	**2.575**	-	**501.198**	-	60.542	-	**60.542**	**561.740**
Related Party Margins	-	-	-	-	-	-	-	-	-	-	-	-	-	-	-	-	-	-	-	-	-	-	-	-	-	-	-	-	-	-	-	-	-	-	-	-	-	-	-	-	-
SSE Services plc							-									-		-								-	-		-						-	-				-	-
SSE Telecoms							-									-		-								-			-						-	-				-	-
Southern Electric Contracting							-									-		-								-			-						-	-				-	-
SHEPD							-									-		-								-	-		-						-	-				-	-
SEPD							-									-		-								-	-		-						-	-				-	-
							-									-		-								-			-						-	-				-	-
							-									-		-								-			-						-	-				-	-
							-									-		-								-			-						-	-				-	-
							-									-		-								-			-						-	-				-	-
							-									-		-								-			-						-	-				-	-
							-									-		-								-			-						-	-				-	-
							-									-		-								-			-						-	-				-	-
							-									-		-								-			-						-	-				-	-
							-									-		-								-			-						-	-				-	-
							-									-		-								-			-						-	-				-	-
Check	OK	OK	OK	OK	OK	OK		OK	OK	OK	OK	OK	OK	OK	OK		OK		OK	OK	OK	OK	OK	OK	OK	OK	OK	OK		OK	OK	OK	OK	OK		OK		OK	OK	OK	
Total Gross Costs	**-8.030**	-	**112.361**	-	-	-	**104.331**	**238.576**	-	-	-	**1.500**	**11.583**	-	**5.920**	**257.579**	**13.309**	**13.309**	**0.949**	**4.306**	**10.384**	**2.020**	**5.329**	**28.676**	-	**51.664**	**50.374**	**21.366**	**123.404**	-	-	-	**0.975**	**1.600**	**2.575**	-	**501.198**	-	**60.542**	-	**60.542**	**561.740**
Customer Contributions							-									-		-								-			-						-		-			-	-	
Cost recoveries							-									-		-								-			-						-		-			-	-	
Total Net Costs Before Allocation	**-8.030**	-	**112.361**	-	-	-	**104.331**	**238.576**	-	-	-	**1.500**	**11.583**	-	**5.920**	**257.579**	**13.309**	**13.309**	**0.949**	**4.306**	**10.384**	**2.020**	**5.329**	**28.676**	-	**51.664**	**50.374**	**21.366**	**123.404**	-	-	-	**0.975**	**1.600**	**2.575**	-	**501.198**	-	**60.542**	-	**60.542**	**561.740**
													OK		OK						OK		OK				OK	OK		OK	OK	OK	OK	OK				OK	OK		
	OK	OK	OK	OK	OK	OK		OK	OK	OK	OK	OK	OK	OK	OK		OK		OK	OK	OK	OK	OK	OK	OK	OK	OK	OK		OK	OK	OK	OK	OK		OK		OK	OK	OK	
Total Net Costs by Source:																																									
TO Own	**-8.030**	-	**110.695**	-	-	-	**102.665**	**238.576**	-	-	-	**1.500**	**11.583**	-	**5.920**	**257.579**	**13.309**	**13.309**	**0.949**	**4.306**	**10.384**	**2.020**	**5.329**	**28.676**	-	**51.664**	**44.531**	**0.656**	**96.851**	-	-	-	**0.975**	**1.600**	**2.575**	-	**472.979**	-	**60.542**	-	**60.542**	**533.521**
Related Party Totals	-	-	**1.666**	-	-	-	**1.666**	-	-	-	-	-	-	-	-	-	-	-	-	-	-	-	-	-	-	-	**5.843**	**20.710**	**26.553**	-	-	-	-	-	-	-	**28.219**	-	-	-	-	**28.219**
SSE Services plc							-									-		-								-	2.112	18.687	**20.799**						-		**20.799**				-	**20.799**
SSE Telecoms							-									-		-								-	1.706	2.023	**3.729**						-		**3.729**				-	**3.729**
Southern Electric Contracting							-									-		-								-			-						-		-				-	-
SHEPD			1.666				**1.666**									-		-								-	1.400		**1.400**						-		**3.066**				-	**3.066**
SEPD							-									-		-								-	0.625		**0.625**						-		**0.625**				-	**0.625**
							-									-		-								-			-						-		-				-	-
							-									-		-								-			-						-		-				-	-
							-									-		-								-			-						-		-				-	-
							-									-		-								-			-						-		-				-	-
							-									-		-								-			-						-		-				-	-
							-									-		-								-			-						-		-				-	-
							-									-		-								-			-						-		-				-	-
							-									-		-								-			-						-		-				-	-
Check	OK	OK	OK	OK	OK	OK		OK	OK	OK	OK	OK	OK	OK	OK		OK		OK	OK	OK	OK	OK	OK	OK	OK	OK	OK		OK	OK	OK	OK	OK		OK		OK	OK	OK	

Indirect Activity Allocations to Activities Outside of Price Control (Excl. Services)

Allocation of Indirects - Labour																																									
Allocation of Indirects - Pensions																																									
Allocation of Indirects - Contractors																																									
Allocation of Indirects - Plants and Materials																																									
Allocation of Indirects - Other																																									
Allocation of Indirects - Related Party Margins																																									
Allocation of Indirects - Total																											-	-													

Colour Key (to be agreed cross sector)

Non-editable cell	abc
Input cell	12.3
Calculation cell (sub-total)	12.3
Calculation cell (total)	12.3
Link from other sheet in workbook	12.3
Link from other workbook	12.3
Input not relevant	

RIIO-T2 Business Plan Data Template
Scottish Hydro Electric Transmission
BPDT: Workbook
Version 1.0 - Submitted on 09 Dec 2019
Sheet: A2.1 Cost Matrix 2026
Prices Base: 2018/19

	Load Related							Non-Load									Non-Operational Capex		Network Operating Costs								Total Indirects			Other costs within Price Control						Other				NABC			
Cost Type	Local Enabling (Entry)	Local Enabling (Exit)	Wider Works	LRE - sole-use Local Enabling (Exit - Sole Use)	LRE - sole-use Local Enabling (Entry - Sole Use)	TSS Infrastructure	Total Load Related Costs	Replacement	Refurb_Major	Refurb_Minor	Decommissioning	Spares	Black Start	Losses	Uncertain Costs	Total Non-Load Related Costs	Non-Operational Capex	Total Non-Operational Costs	Faults	Inspections	Repairs & Maintenance	Veg. Management	Legal & Safety	Operational Protection Measures & Op IT Capex	Visual Amenity	Total Network Operating Costs	CAI	Business Support	Total Network Operating Costs	Physical Security Capex	Physical Security Opex	Cyber Security OT	Cyber Security IT	Innovation	Other Costs Within Price Control (Placeholder post May 2019)	Other	Total Costs within Price Control	Excluded Services	Pass Through	Other Non Activity Based Costs	Total Non Activity Based Costs	Total TO
	£'m	£'m	£'m	£'m	£'m	£'m	£'m	£'m	£'m	£'m	£'m	£'m	£'m	£'m	£'m	£'m	£'m	£'m	£'m	£'m	£'m	£'m	£'m	£'m	£'m	£'m	£'m	£'m	£'m	£'m	£'m	£'m	£'m	£'m	£'m	£'m	£'m	£'m	£'m	£'m	£'m	£'m
Gross Costs *(excluding Related Party Margins)*	-	-	101.821	-	-	-	**101.821**	110.801	-	-	-	1.500	5.560	-	5.370	**123.231**	7.474	**7.474**	0.963	1.904	10.587	2.110	3.287	12.590	-	31.441	50.639	21.261	**103.341**	-	-	-	0.867	1.600	**2.467**	-	**338.333**	-	62.791	-	**62.791**	**401.125**
Related Party Margins	-	-	-	-	-	-	-	-	-	-	-	-	-	-	-	-	-	-	-	-	-	-	-	-	-	-	-	-	-	-	-	-	-	-	-	-	-	-	-	-	-	-
SSE Services plc							-									-		-								-	-		-						-	-					-	-
SSE Telecoms							-									-		-								-			-						-	-					-	-
Southern Electric Contracting							-									-		-								-			-						-	-					-	-
SHEPD							-									-		-								-			-						-	-					-	-
SEPD							-									-		-								-			-						-	-					-	-
							-									-		-								-			-						-	-					-	-
							-									-		-								-			-						-	-					-	-
							-									-		-								-			-						-	-					-	-
							-									-		-								-			-						-	-					-	-
							-									-		-								-			-						-	-					-	-
							-									-		-								-			-						-	-					-	-
							-									-		-								-			-						-	-					-	-
							-									-		-								-			-						-	-					-	-
							-									-		-								-			-						-	-					-	-
							-									-		-								-			-						-	-					-	-
							-									-		-								-			-						-	-					-	-
Check	OK	OK	OK	OK	OK	OK		OK	OK	OK	OK	OK	OK	OK	OK		OK		OK	OK	OK	OK	OK	OK	OK	OK	OK	OK		OK	OK	OK	OK	OK		OK		OK		OK	
Total Gross Costs	-	-	**101.821**	-	-	-	**101.821**	**110.801**	-	-	-	**1.500**	**5.560**	-	**5.370**	**123.231**	**7.474**	**7.474**	**0.963**	**1.904**	**10.587**	**2.110**	**3.287**	**12.590**	-	**31.441**	**50.639**	**21.261**	**103.341**	-	-	-	**0.867**	**1.600**	**2.467**	-	**338.333**	-	**62.791**	-	**62.791**	**401.125**
Customer Contributions							-									-		-								-			-						-	-					-	-
Cost recoveries							-									-		-								-			-						-	-					-	-
Total Net Costs Before Allocation	-	-	**101.821**	-	-	-	**101.821**	**110.801**	-	-	-	**1.500**	**5.560**	-	**5.370**	**123.231**	**7.474**	**7.474**	**0.963**	**1.904**	**10.587**	**2.110**	**3.287**	**12.590**	-	**31.441**	**50.639**	**21.261**	**103.341**	-	-	-	**0.867**	**1.600**	**2.467**	-	**338.333**	-	**62.791**	-	**62.791**	**401.125**
													OK		OK		OK		OK	OK	OK	OK	OK	OK	OK	OK	OK	OK		OK	OK	OK	OK	OK		OK		OK	OK			
	OK	OK	OK	OK	OK	OK		OK	OK	OK	OK	OK	OK	OK	OK		OK		OK	OK	OK	OK	OK	OK	OK	OK	OK	OK		OK	OK	OK	OK	OK		OK		OK	OK			
Total Net Costs by Source:																																										
TO Own	-	-	**100.155**	-	-	-	**100.155**	**110.801**	-	-	-	**1.500**	**5.560**	-	**5.370**	**123.231**	**7.474**	**7.474**	**0.963**	**1.904**	**10.587**	**2.110**	**3.287**	**12.590**	-	**31.441**	**44.796**	**0.656**	**76.893**	-	-	-	**0.867**	**1.600**	**2.467**	-	**310.219**	-	**62.791**	-	**62.791**	**373.011**
Related Party Totals	-	-	**1.666**	-	-	-	**1.666**	-	-	-	-	-	-	-	-	-	-	-	-	-	-	-	-	-	-	-	**5.843**	**20.605**	**26.448**	-	-	-	-	-	-	-	**28.114**	-	-	-	-	**28.114**
SSE Services plc							-									-		-								-	2.112	18.582	**20.694**						-		-				-	**20.694**
SSE Telecoms							-									-		-								-	1.706	2.023	**3.729**						-		**3.729**				-	**3.729**
Southern Electric Contracting							-									-		-								-			-						-		-				-	-
SHEPD			1.666				**1.666**									-		-								-	1.400		**1.400**						-		**3.066**				-	**3.066**
SEPD							-									-		-								-	0.625		**0.625**						-		**0.625**				-	**0.625**
							-									-		-								-			-						-		-				-	-
							-									-		-								-			-						-		-				-	-
							-									-		-								-			-						-		-				-	-
							-									-		-								-			-						-		-				-	-
							-									-		-								-			-						-		-				-	-
							-									-		-								-			-						-		-				-	-
							-									-		-								-			-						-		-				-	-
							-									-		-								-			-						-		-				-	-
							-									-		-								-			-						-		-				-	-
Check	OK	OK	OK	OK	OK	OK		OK	OK	OK	OK	OK	OK	OK	OK		OK		OK	OK	OK	OK	OK	OK	OK	OK	OK	OK		OK	OK	OK	OK	OK		OK		OK	OK			
Indirect Activity Allocations to Activities Outside of Price Control (Excl. Services)																																										
Allocation of Indirects - Labour																																										
Allocation of Indirects - Pensions																																										
Allocation of Indirects - Contractors																																										
Allocation of Indirects - Plants and Materials																																										
Allocation of Indirects - Other																																										
Allocation of Indirects - Related Party Margins																																										
Allocation of Indirects - Total																											-	-														

Colour Key (to be agreed cross sector)

Non-editable cell	abc
Input cell	12.3
Calculation cell (sub-total)	12.3
Calculation cell (total)	12.3
Link from other sheet in workbook	12.3
Link from other workbook	12.3
Input not relevant	

RIIO-T2 Business Plan Data Template
Scottish Hydro Electric Transmission
BPDT: Workbook
Version 1.0 - Submitted on 09 Dec 2019
Sheet: A2.1 Cost Matrix 2027
Prices Base: 2018/19

	Load Related							Non-Load										Non-Operational Capex		Network Operating Costs								Total Indirects			Other costs within Price Control						Other						
Cost Type	**Local Enabling (Entry)**	**Local Enabling (Exit)**	**Wider Works**	**LRE - sole-use Local Enabling (Exit - Sole Use)**	**LRE - sole-use Local Enabling (Entry - Sole Use)**	**TSS Infrastructure**	**Total Load Related Costs**	**Replacement**	**Refurb_Major**	**Refurb_Minor**	**Decommissioning**	**Spares**	**Black Start**	**Losses**	**Uncertain Costs**	**Total Non-Load Related Costs**	**Non-Operational Capex**	**Total Non-Operational Costs**	**Faults**	**Inspections**	**Repairs & Maintenance**	**Veg. Management**	**Legal & Safety**	**Operational Protection Measures & Op IT Capex**	**Visual Amenity**	**Total Network Operating Costs**	**CAI**	**Business Support**	**Total Network Operating Costs**	**Physical Security Capex**	**Physical Security Opex**	**Cyber Security OT**	**Cyber Security IT**	**Innovation**	**Other Costs Within Price Control (Placeholder post May 2019)**	**Other**	**Total Costs within Price Control**	**Excluded Services**	**Pass Through**	**Other Non Activity Based Costs**	**Total Non Activity Based Costs**	**Total TO**
	£'m	£'m	£'m	£'m	£'m	£'m	£'m	£'m	£'m	£'m	£'m	£'m	£'m	£'m	£'m	£'m	£'m	£'m	£'m	£'m	£'m	£'m	£'m	£'m	£'m	£'m	£'m	£'m	£'m	£'m	£'m	£'m	£'m	£'m	£'m	£'m	£'m	£'m	£'m	£'m	£'m	£'m	£'m
Gross Costs *(excluding Related Party Margins)*	-	-	34.45B	-	-	-	**34.45B**									-		-								-			-						-		**34.45B**		-		-	**34.45B**
Related Party Margins	-	-	-	-	-	-	-	-	-	-	-	-	-	-	-	-	-	-	-	-	-	-	-	-	-	-	-	-	-	-	-	-	-	-	-	-	-	-	-	-	-	-	-
							-									-		-								-			-						-		-				-	-
							-									-		-								-			-						-		-				-	-
							-									-		-								-			-						-		-				-	-
							-									-		-								-			-						-		-				-	-
							-									-		-								-			-						-		-				-	-
							-									-		-								-			-						-		-				-	-
							-									-		-								-			-						-		-				-	-
							-									-		-								-			-						-		-				-	-
							-									-		-								-			-						-		-				-	-
							-									-		-								-			-						-		-				-	-
							-									-		-								-			-						-		-				-	-
							-									-		-								-			-						-		-				-	-
							-									-		-								-			-						-		-				-	-
							-									-		-								-			-						-		-				-	-
							-									-		-								-			-						-		-				-	-
Check	OK	OK	OK	OK	OK	OK		OK	OK	OK	OK	OK	OK	OK	OK		OK		OK	OK	OK	OK	OK	OK	OK	OK	OK	OK		OK	OK	OK	OK	OK		OK		OK	OK	OK		
Total Gross Costs	-	-	**34.45B**	-	-	-	**34.45B**	-	-	-	-	-	-	-	-	-	-	-	-	-	-	-	-	-	-	-	-	-	-	-	-	-	-	-	-	-	**34.45B**	-	-	-	-	**34.45B**
Customer Contributions							-									-		-								-			-						-		-				-	-
Cost recoveries							-									-		-								-			-						-		-				-	-
Total Net Costs Before Allocation	-	-	**34.45B**	-	-	-	**34.45B**	-	-	-	-	-	-	-	-	-	-	-	-	-	-	-	-	-	-	-	-	-	-	-	-	-	-	-	-	-	**34.45B**	-	-	-	-	**34.45B**
	OK	OK	OK	OK	OK	OK		OK	OK	OK	OK	OK	OK	OK	OK		OK		OK	OK	OK	OK	OK	OK	OK	OK	OK	OK		OK	OK	OK	OK	OK		OK		OK	OK	OK		
Total Net Costs by Source:																																											
TO Own	-	-	**34.45B**	-	-	-	**34.45B**	-	-	-	-	-	-	-	-	-	-	-	-	-	-	-	-	-	-	-	-	-	-	-	-	-	-	-	-	-	**34.45B**	-	-	-	-	**34.45B**
Related Party Totals	-	-	-	-	-	-	-	-	-	-	-	-	-	-	-	-	-	-	-	-	-	-	-	-	-	-	-	-	-	-	-	-	-	-	-	-	-	-	-	-	-	-	-
							-									-		-								-			-						-		-				-	-
							-									-		-								-			-						-		-				-	-
							-									-		-								-			-						-		-				-	-
							-									-		-								-			-						-		-				-	-
							-									-		-								-			-						-		-				-	-
							-									-		-								-			-						-		-				-	-
							-									-		-								-			-						-		-				-	-
							-									-		-								-			-						-		-				-	-
							-									-		-								-			-						-		-				-	-
							-									-		-								-			-						-		-				-	-
							-									-		-								-			-						-		-				-	-
							-									-		-								-			-						-		-				-	-
							-									-		-								-			-						-		-				-	-
Check	OK	OK	OK	OK	OK	OK		OK	OK	OK	OK	OK	OK	OK	OK		OK		OK	OK	OK	OK	OK	OK	OK	OK	OK	OK		OK	OK	OK	OK	OK		OK		OK	OK	OK		
Indirect Activity Allocations to Activities Outside of Price Control (Excl. Services)																																											
Allocation of Indirects - Labour																																											
Allocation of Indirects - Pensions																																											
Allocation of Indirects - Contractors																																											
Allocation of Indirects - Plants and Materials																																											
Allocation of Indirects - Other																																											
Allocation of Indirects - Related Party Margins																																											
Allocation of Indirects - Total																											-	-															

Colour Key (to be agreed cross sector)

Non-editable cell	abc
Input cell	12.3
Calculation cell (sub-total)	12.3
Calculation cell (total)	12.3
Link from other sheet in workbook	12.3
Link from other workbook	12.3
Input not relevant	

RIIO-T2 Business Plan Data Template
Scottish Hydro Electric Transmission
BPDT: Workbook
Version 1.0 - Submitted on 09 Dec 2019
Sheet: A2.1 Cost Matrix 2028
Prices Base: 2018/19

	Load Related							Non-Load										Non-Operational Capex		Network Operating Costs								Total Indirects			Other costs within Price Control						Other						
	Local Enabling (Entry)	Local Enabling (Exit)	Wider Works	LRE - sole-use Local Enabling (Exit - Sole Use)	LRE - sole-use Local Enabling (Entry - Sole Use)	TSS Infrastructure	Total Load Related Costs	Replacement	Refurb_Major	Refurb_Minor	Decommissioning	Spares	Black Start	Losses	Uncertain Costs	Total Non-Load Related Costs	Non-Operational Capex	Total Non-Operational Costs	Faults	Inspections	Repairs & Maintenance	Veg. Management	Legal & Safety	Operational Protection Measures & Op IT Capex	Visual Amenity	Total Network Operating Costs	CAI	Business Support	Total Network Operating Costs	Physical Security Capex	Physical Security Opex	Cyber Security OT	Cyber Security IT	Innovation	Other Costs Within Price Control (Placeholder post May 2019)	Other	Total Costs within Price Control	Excluded Services	Pass Through	Other Non Activity Based Costs	Total Non Activity Based Costs	Total TO
Cost Type	£'m	£'m	£'m	£'m	£'m	£'m	£'m	£'m	£'m	£'m	£'m	£'m	£'m	£'m	£'m	£'m	£'m	£'m	£'m	£'m	£'m	£'m	£'m	£'m	£'m	£'m	£'m	£'m	£'m	£'m	£'m	£'m	£'m	£'m	£'m	£'m	£'m	£'m	£'m	£'m	£'m	£'m	£'m
Gross Costs (excluding Related Party Margins)							-									-		-								-			-						-		-				-	-
Related Party Margins	-	-	-	-	-	-	-	-	-	-	-	-	-	-	-	-	-	-	-	-	-	-	-	-	-	-	-	-	-	-	-	-	-	-	-	-	-	-	-	-	-	-	-
							-									-		-								-			-						-		-				-	-
							-									-		-								-			-						-		-				-	-
							-									-		-								-			-						-		-				-	-
							-									-		-								-			-						-		-				-	-
							-									-		-								-			-						-		-				-	-
							-									-		-								-			-						-		-				-	-
							-									-		-								-			-						-		-				-	-
							-									-		-								-			-						-		-				-	-
							-									-		-								-			-						-		-				-	-
							-									-		-								-			-						-		-				-	-
							-									-		-								-			-						-		-				-	-
							-									-		-								-			-						-		-				-	-
							-									-		-								-			-						-		-				-	-
							-									-		-								-			-						-		-				-	-
							-									-		-								-			-						-		-				-	-
Check	OK	OK	OK	OK	OK	OK		OK	OK	OK	OK	OK	OK	OK	OK		OK		OK	OK	OK	OK	OK	OK	OK	OK	OK		OK	OK	OK	OK	OK		OK		OK	OK	OK		
Total Gross Costs	-	-	-	-	-	-	-	-	-	-	-	-	-	-	-	-	-	-	-	-	-	-	-	-	-	-	-	-	-	-	-	-	-	-	-	-	-	-	-	-	-	-	-
Customer Contributions							-									-		-								-			-						-		-				-	-
Cost recoveries							-									-		-								-			-						-		-				-	-
Total Net Costs Before Allocation	-	-	-	-	-	-	-	-	-	-	-	-	-	-	-	-	-	-	-	-	-	-	-	-	-	-	-	-	-	-	-	-	-	-	-	-	-	-	-	-	-	-	-
													OK		OK		OK		OK	OK	OK	OK	OK	OK	OK		OK	OK		OK	OK	OK	OK	OK				OK	OK			
	OK	OK	OK	OK	OK	OK		OK	OK	OK	OK	OK	OK	OK	OK		OK		OK	OK	OK	OK	OK	OK	OK	OK	OK		OK	OK	OK	OK	OK		OK		OK	OK	OK		
Total Net Costs by Source:																																											
TO Own	-	-	-	-	-	-	-	-	-	-	-	-	-	-	-	-	-	-	-	-	-	-	-	-	-	-	-	-	-	-	-	-	-	-	-	-	-	-	-	-	-	-	-
Related Party Totals	-	-	-	-	-	-	-	-	-	-	-	-	-	-	-	-	-	-	-	-	-	-	-	-	-	-	-	-	-	-	-	-	-	-	-	-	-	-	-	-	-	-	-
							-									-		-								-			-						-		-				-	-
							-									-		-								-			-						-		-				-	-
							-									-		-								-			-						-		-				-	-
							-									-		-								-			-						-		-				-	-
							-									-		-								-			-						-		-				-	-
							-									-		-								-			-						-		-				-	-
							-									-		-								-			-						-		-				-	-
							-									-		-								-			-						-		-				-	-
							-									-		-								-			-						-		-				-	-
							-									-		-								-			-						-		-				-	-
							-									-		-								-			-						-		-				-	-
							-									-		-								-			-						-		-				-	-
							-									-		-								-			-						-		-				-	-
Check	OK	OK	OK	OK	OK	OK		OK	OK	OK	OK	OK	OK	OK	OK		OK		OK	OK	OK	OK	OK	OK	OK	OK	OK		OK	OK	OK	OK	OK		OK		OK	OK	OK		
Indirect Activity Allocations to Activities Outside of Price Control (Excl. Services)																																											
Allocation of Indirects - Labour																																											
Allocation of Indirects - Pensions																																											
Allocation of Indirects - Contractors																																											
Allocation of Indirects - Plants and Materials																																											
Allocation of Indirects - Other																																											
Allocation of Indirects - Related Party Margins																																											
Allocation of Indirects - Total																											-	-															

Colour Key (to be agreed cross sector)

Non-editable cell	abc
Input cell	12.3
Calculation cell (sub-total)	12.3
Calculation cell (total)	12.3
Link from other sheet in workbook	12.3
Link from other workbook	12.3
Input not relevant	

RIIO-T2 Business Plan Data Template
Scottish Hydro Electric Transmission
BPDT: Workbook
Version 1.0 - Submitted on 09 Dec 2019
Sheet: A2.1 Cost Matrix 2029
Prices Base: 2018/19

	Load Related							Non-Load										Non-Operational Capex		Network Operating Costs								Total Indirects			Other costs within Price Control						Other						
Cost Type	**Local Enabling (Entry)**	**Local Enabling (Exit)**	**Wider Works**	**LRE - sole-use Local Enabling (Exit - Sole Use)**	**LRE - sole-use Local Enabling (Entry - Sole Use)**	**TSS Infrastructure**	**Total Load Related Costs**	**Replacement**	**Refurb_Major**	**Refurb_Minor**	**Decommissioning**	**Spares**	**Black Start**	**Losses**	**Uncertain Costs**	**Total Non-Load Related Costs**	**Non-Operational Capex**	**Total Non-Operational Costs**	**Faults**	**Inspections**	**Repairs & Maintenance**	**Veg. Management**	**Legal & Safety**	**Operational Protection Measures & Op IT Capex**	**Visual Amenity**	**Total Network Operating Costs**	**CAI**	**Business Support**	**Total Network Operating Costs**	**Physical Security Capex**	**Physical Security Opex**	**Cyber Security OT**	**Cyber Security IT**	**Innovation**	**Other Costs Within Price Control (Placeholder post May 2019)**	**Other**	**Total Costs within Price Control**	**Excluded Services**	**Pass Through**	**Other Non Activity Based Costs**	**Total Non Activity Based Costs**	**Total TO**
	£'m	£'m	£'m	£'m	£'m	£'m	£'m	£'m	£'m	£'m	£'m	£'m	£'m	£'m	£'m	£'m	£'m	£'m	£'m	£'m	£'m	£'m	£'m	£'m	£'m	£'m	£'m	£'m	£'m	£'m	£'m	£'m	£'m	£'m	£'m	£'m	£'m	£'m	£'m	£'m	£'m	£'m	£'m
Gross Costs (excluding Related Party Margins)							-									-		-								-			-						-		-				-	-	-
Related Party Margins	-	-	-	-	-	-	-	-	-	-	-	-	-	-	-	-	-	-	-	-	-	-	-	-	-	-	-	-	-	-	-	-	-	-	-	-	-	-	-	-	-	-	-
							-									-		-								-			-						-		-				-	-	-
							-									-		-								-			-						-		-				-	-	-
							-									-		-								-			-						-		-				-	-	-
							-									-		-								-			-						-		-				-	-	-
							-									-		-								-			-						-		-				-	-	-
							-									-		-								-			-						-		-				-	-	-
							-									-		-								-			-						-		-				-	-	-
							-									-		-								-			-						-		-				-	-	-
							-									-		-								-			-						-		-				-	-	-
							-									-		-								-			-						-		-				-	-	-
							-									-		-								-			-						-		-				-	-	-
							-									-		-								-			-						-		-				-	-	-
							-									-		-								-			-						-		-				-	-	-
							-									-		-								-			-						-		-				-	-	-
							-									-		-								-			-						-		-				-	-	-
							-									-		-								-			-						-		-				-	-	-
Check	OK	OK	OK	OK	OK	OK		OK	OK	OK	OK	OK	OK	OK	OK		OK		OK	OK	OK	OK	OK	OK	OK	OK	OK	OK		OK	OK	OK	OK	OK		OK		OK	OK	OK		
Total Gross Costs	-	-	-	-	-	-	-	-	-	-	-	-	-	-	-	-	-	-	-	-	-	-	-	-	-	-	-	-	-	-	-	-	-	-	-	-	-	-	-	-	-	-	-
Customer Contributions							-									-		-								-			-						-		-				-	-	-
Cost recoveries							-									-		-								-			-						-		-				-	-	-
Total Net Costs Before Allocation	-	-	-	-	-	-	-	-	-	-	-	-	-	-	-	-	-	-	-	-	-	-	-	-	-	-	-	-	-	-	-	-	-	-	-	-	-	-	-	-	-	-	-
													OK		OK		OK		OK	OK	OK	OK	OK	OK	OK		OK	OK		OK	OK	OK	OK	OK				OK	OK			
	OK	OK	OK	OK	OK	OK		OK	OK	OK	OK	OK	OK	OK	OK		OK		OK	OK	OK	OK	OK	OK	OK	OK	OK	OK		OK	OK	OK	OK	OK		OK		OK	OK	OK		
Total Net Costs by Source:																																											
TO Own	-	-	-	-	-	-	-	-	-	-	-	-	-	-	-	-	-	-	-	-	-	-	-	-	-	-	-	-	-	-	-	-	-	-	-	-	-	-	-	-	-	-	-
Related Party Totals	-	-	-	-	-	-	-	-	-	-	-	-	-	-	-	-	-	-	-	-	-	-	-	-	-	-	-	-	-	-	-	-	-	-	-	-	-	-	-	-	-	-	-
							-									-		-								-			-						-		-				-	-	-
							-									-		-								-			-						-		-				-	-	-
							-									-		-								-			-						-		-				-	-	-
							-									-		-								-			-						-		-				-	-	-
							-									-		-								-			-						-		-				-	-	-
							-									-		-								-			-						-		-				-	-	-
							-									-		-								-			-						-		-				-	-	-
							-									-		-								-			-						-		-				-	-	-
							-									-		-								-			-						-		-				-	-	-
							-									-		-								-			-						-		-				-	-	-
							-									-		-								-			-						-		-				-	-	-
							-									-		-								-			-						-		-				-	-	-
							-									-		-								-			-						-		-				-	-	-
							-									-		-								-			-						-		-				-	-	-
							-									-		-								-			-						-		-				-	-	-
Check	OK	OK	OK	OK	OK	OK		OK	OK	OK	OK	OK	OK	OK	OK		OK		OK	OK	OK	OK	OK	OK	OK	OK	OK	OK		OK	OK	OK	OK	OK		OK		OK	OK	OK		

Indirect Activity Allocations to Activities Outside of Price Control (Excl. Services)

Allocation of Indirects - Labour																																											
Allocation of Indirects - Pensions																																											
Allocation of Indirects - Contractors																																											
Allocation of Indirects - Plants and Materials																																											
Allocation of Indirects - Other																																											
Allocation of Indirects - Related Party Margins																																											
Allocation of Indirects - Total																													-		-												

Colour Key (to be agreed cross sector)

Non-editable cell	abc
Input cell	12.3
Calculation cell (sub-total)	12.3
Calculation cell (total)	12.3
Link from other sheet in workbook	12.3
Link from other workbook	12.3
Input not relevant	

RIIO-T2 Business Plan Data Template
Scottish Hydro Electric Transmission
BPDT: Workbook
Version 1.0 - Submitted on 09 Dec 2019
Sheet: A2.1 Cost Matrix 2030
Prices Base: 2018/19

	Load Related							Non-Load										Non-Operational Capex		Network Operating Costs								Total Indirects			Other costs within Price Control						Other				NABC			
Cost Type	**Local Enabling (Entry)**	**Local Enabling (Exit)**	**Wider Works**	**LRE - sole-use Local Enabling (Exit - Sole Use)**	**LRE - sole-use Local Enabling (Entry - Sole Use)**	**TSS Infrastructure**	**Total Load Related Costs**	**Replacement**	**Refurb_Major**	**Refurb_Minor**	**Decommissioning**	**Spares**	**Black Start**	**Losses**	**Uncertain Costs**	**Total Non-Load Related Costs**	**Non-Operational Capex**	**Total Non-Operational Costs**	**Faults**	**Inspections**	**Repairs & Maintenance**	**Veg. Management**	**Legal & Safety**	**Operational Protection Measures & Op IT Capex**	**Visual Amenity**	**Total Network Operating Costs**	**CAI**	**Business Support**	**Total Network Operating Costs**	**Physical Security Capex**	**Physical Security Opex**	**Cyber Security OT**	**Cyber Security IT**	**Innovation**	**Other Costs Within Price Control (Placeholder post May 2019)**	**Other**	**Total Costs within Price Control**	**Excluded Services**	**Pass Through**	**Other Non Activity Based Costs**	**Total Non Activity Based Costs**	**Total TO**
	£'m	£'m	£'m	£'m	£'m	£'m	£'m	£'m	£'m	£'m	£'m	£'m	£'m	£'m	£'m	£'m	£'m	£'m	£'m	£'m	£'m	£'m	£'m	£'m	£'m	£'m	£'m	£'m	£'m	£'m	£'m	£'m	£'m	£'m	£'m	£'m	£'m	£'m	£'m	£'m	£'m	£'m	£'m	£'m
Gross Costs (excluding Related Party Margins)							-									-		-								-			-						-		-					-	-
Related Party Margins	-	-	-	-	-	-	-	-	-	-	-	-	-	-	-	-	-	-	-	-	-	-	-	-	-	-	-	-	-	-	-	-	-	-	-	-	-	-	-	-	-	-	-	-
							-									-		-								-			-						-		-					-	-
							-									-		-								-			-						-		-					-	-
							-									-		-								-			-						-		-					-	-
							-									-		-								-			-						-		-					-	-
							-									-		-								-			-						-		-					-	-
							-									-		-								-			-						-		-					-	-
							-									-		-								-			-						-		-					-	-
							-									-		-								-			-						-		-					-	-
							-									-		-								-			-						-		-					-	-
							-									-		-								-			-						-		-					-	-
							-									-		-								-			-						-		-					-	-
							-									-		-								-			-						-		-					-	-
							-									-		-								-			-						-		-					-	-
							-									-		-								-			-						-		-					-	-
							-									-		-								-			-						-		-					-	-
Check	OK	OK	OK	OK	OK	OK		OK	OK	OK	OK	OK	OK	OK	OK		OK		OK	OK	OK	OK	OK	OK	OK	OK	OK	OK		OK	OK	OK	OK	OK		OK		OK	OK	OK		
Total Gross Costs	-	-	-	-	-	-	-	-	-	-	-	-	-	-	-	-	-	-	-	-	-	-	-	-	-	-	-	-	-	-	-	-	-	-	-	-	-	-	-	-	-	-	-	-
Customer Contributions							-									-		-								-			-						-		-					-	-
Cost recoveries							-									-		-								-			-						-		-					-	-
Total Net Costs Before Allocation	-	-	-	-	-	-	-	-	-	-	-	-	-	-	-	-	-	-	-	-	-	-	-	-	-	-	-	-	-	-	-	-	-	-	-	-	-	-	-	-	-	-	-	-
													OK		OK		OK		OK	OK	OK	OK	OK	OK	OK		OK	OK		OK	OK	OK	OK	OK				OK	OK				
	OK	OK	OK	OK	OK	OK		OK	OK	OK	OK	OK	OK	OK	OK		OK		OK	OK	OK	OK	OK	OK	OK	OK	OK	OK		OK	OK	OK	OK	OK		OK		OK	OK	OK		
Total Net Costs by Source:																																												
TO Own	-	-	-	-	-	-	-	-	-	-	-	-	-	-	-	-	-	-	-	-	-	-	-	-	-	-	-	-	-	-	-	-	-	-	-	-	-	-	-	-	-	-	-	-
Related Party Totals	-	-	-	-	-	-	-	-	-	-	-	-	-	-	-	-	-	-	-	-	-	-	-	-	-	-	-	-	-	-	-	-	-	-	-	-	-	-	-	-	-	-	-	-
							-									-		-								-			-						-		-					-	-
							-									-		-								-			-						-		-					-	-
							-									-		-								-			-						-		-					-	-
							-									-		-								-			-						-		-					-	-
							-									-		-								-			-						-		-					-	-
							-									-		-								-			-						-		-					-	-
							-									-		-								-			-						-		-					-	-
							-									-		-								-			-						-		-					-	-
							-									-		-								-			-						-		-					-	-
							-									-		-								-			-						-		-					-	-
							-									-		-								-			-						-		-					-	-
							-									-		-								-			-						-		-					-	-
							-									-		-								-			-						-		-					-	-
							-									-		-								-			-						-		-					-	-
Check	OK	OK	OK	OK	OK	OK		OK	OK	OK	OK	OK	OK	OK	OK		OK		OK	OK	OK	OK	OK	OK	OK	OK	OK	OK		OK	OK	OK	OK	OK		OK		OK	OK	OK		
Indirect Activity Allocations to Activities Outside of Price Control (Excl. Services)																																												
Allocation of Indirects - Labour																																												
Allocation of Indirects - Pensions																																												
Allocation of Indirects - Contractors																																												
Allocation of Indirects - Plants and Materials																																												
Allocation of Indirects - Other																																												
Allocation of Indirects - Related Party Margins																																												
Allocation of Indirects - Total																													-	-														

Colour Key (to be agreed cross sector)

Non-editable cell	abc
Input cell	12.3
Calculation cell (sub-total)	12.3
Calculation cell (total)	12.3
Link from other sheet in workbook	12.3
Link from other workbook	12.3
Input not relevant	

RIIO-T2 Business Plan Data Template
Scottish Hydro Electric Transmission
BPDT: Workbook
Version 1.0 - Submitted on 09 Dec 2019
Sheet: A2.1 Cost Matrix 2031
Prices Base: 2018/19

	Load Related							Non-Load										Non-Operational Capex		Network Operating Costs								Total Indirects			Other costs within Price Control						Other				NABC			
Cost Type	Local Enabling (Entry)	Local Enabling (Exit)	Wider Works	LRE - sole-use Local Enabling (Exit - Sole Use)	LRE - sole-use Local Enabling (Entry - Sole Use)	TSS Infrastructure	Total Load Related Costs	Replacement	Refurb_Major	Refurb_Minor	Decommissioning	Spares	Black Start	Losses	Uncertain Costs	Total Non-Load Related Costs	Non-Operational Capex	Total Non-Operational Costs	Faults	Inspections	Repairs & Maintenance	Veg. Management	Legal & Safety	Operational Protection Measures & Op IT Capex	Visual Amenity	Total Network Operating Costs	CAI	Business Support	Total Network Operating Costs	Physical Security Capex	Physical Security Opex	Cyber Security OT	Cyber Security IT	Innovation	Other Costs Within Price Control (Placeholder post May 2019)	Other	Total Costs within Price Control	Excluded Services	Pass Through	Other Non Activity Based Costs	Total Non Activity Based Costs	Total TO
	£'m	£'m	£'m	£'m	£'m	£'m	£'m	£'m	£'m	£'m	£'m	£'m	£'m	£'m	£'m	£'m	£'m	£'m	£'m	£'m	£'m	£'m	£'m	£'m	£'m	£'m	£'m	£'m	£'m	£'m	£'m	£'m	£'m	£'m	£'m	£'m	£'m	£'m	£'m	£'m	£'m	£'m	£'m
Gross Costs (excluding Related Party Margins)							-									-		-								-			-						-							-	-
Related Party Margins	-	-	-	-	-	-	-	-	-	-	-	-	-	-	-	-	-	-	-	-	-	-	-	-	-	-	-	-	-	-	-	-	-	-	-	-	-	-	-	-	-	-	-
							-									-		-								-			-						-							-	-
							-									-		-								-			-						-							-	-
							-									-		-								-			-						-							-	-
							-									-		-								-			-						-							-	-
							-									-		-								-			-						-							-	-
							-									-		-								-			-						-							-	-
							-									-		-								-			-						-							-	-
							-									-		-								-			-						-							-	-
							-									-		-								-			-						-							-	-
							-									-		-								-			-						-							-	-
							-									-		-								-			-						-							-	-
							-									-		-								-			-						-							-	-
							-									-		-								-			-						-							-	-
							-									-		-								-			-						-							-	-
							-									-		-								-			-						-							-	-
							-									-		-								-			-						-							-	-
							-									-		-								-			-						-							-	-
							-									-		-								-			-						-							-	-
							-									-		-								-			-						-							-	-
							-									-		-								-			-						-							-	-
							-									-		-								-			-						-							-	-
							-									-		-								-			-						-							-	-
							-									-		-								-			-						-							-	-
							-									-		-								-			-						-							-	-
							-									-		-								-			-						-							-	-
							-									-		-								-			-						-							-	-
							-									-		-								-			-						-							-	-
							-									-		-								-			-						-							-	-
							-									-		-								-			-						-							-	-
							-									-		-								-			-						-							-	-
							-									-		-								-			-						-							-	-
Check	OK	OK	OK	OK	OK	OK		OK	OK	OK	OK	OK	OK	OK	OK		OK		OK	OK	OK	OK	OK	OK	OK	OK	OK		OK	OK	OK	OK	OK		OK		OK	OK	OK			
Total Gross Costs	-	-	-	-	-	-	-	-	-	-	-	-	-	-	-	-	-	-	-	-	-	-	-	-	-	-	-	-	-	-	-	-	-	-	-	-	-	-	-	-	-	-	-
Customer Contributions							-									-		-								-			-						-							-	-
Cost recoveries							-									-		-								-			-						-							-	-
Total Net Costs Before Allocation	-	-	-	-	-	-	-	-	-	-	-	-	-	-	-	-	-	-	-	-	-	-	-	-	-	-	-	-	-	-	-	-	-	-	-	-	-	-	-	-	-	-	-
													OK		OK		OK		OK	OK	OK	OK	OK	OK	OK		OK	OK		OK	OK	OK	OK	OK				OK	OK			
	OK	OK	OK	OK	OK	OK		OK	OK	OK	OK	OK	OK	OK	OK		OK		OK	OK	OK	OK	OK	OK	OK	OK	OK		OK	OK	OK	OK	OK		OK		OK	OK	OK			
Total Net Costs by Source:																																											
TO Own	-	-	-	-	-	-	-	-	-	-	-	-	-	-	-	-	-	-	-	-	-	-	-	-	-	-	-	-	-	-	-	-	-	-	-	-	-	-	-	-	-	-	-
Related Party Totals	-	-	-	-	-	-	-	-	-	-	-	-	-	-	-	-	-	-	-	-	-	-	-	-	-	-	-	-	-	-	-	-	-	-	-	-	-	-	-	-	-	-	-
							-									-		-								-			-						-							-	-
							-									-		-								-			-						-							-	-
							-									-		-								-			-						-							-	-
							-									-		-								-			-						-							-	-
							-									-		-								-			-						-							-	-
							-									-		-								-			-						-							-	-
							-									-		-								-			-						-							-	-
							-									-		-								-			-						-							-	-
							-									-		-								-			-						-							-	-
							-									-		-								-			-						-							-	-
							-									-		-								-			-						-							-	-
							-									-		-								-			-						-							-	-
							-									-		-								-			-						-							-	-
							-									-		-								-			-						-							-	-
							-									-		-								-			-						-							-	-
							-									-		-								-			-						-							-	-
							-									-		-								-			-						-							-	-
							-									-		-								-			-						-							-	-
							-									-		-								-			-						-							-	-
Check	OK	OK	OK	OK	OK	OK		OK	OK	OK	OK	OK	OK	OK	OK		OK		OK	OK	OK	OK	OK	OK	OK	OK	OK		OK	OK	OK	OK	OK		OK		OK	OK	OK			

Indirect Activity Allocations to Activities Outside of Price Control (Excl. Services)

Allocation of Indirects - Labour																																											
Allocation of Indirects - Pensions																																											
Allocation of Indirects - Contractors																																											
Allocation of Indirects - Plants and Materials																																											
Allocation of Indirects - Other																																											
Allocation of Indirects - Related Party Margins																																											
Allocation of Indirects - Total																													-	-													

Colour Key (to be agreed cross sector)

Non-editable cell	abc
Input cell	12.300
Calculation cell (sub-total)	12.300
Calculation cell (total)	12.300
Link from other sheet in workbook	12.300
Link from other workbook	12.300
Input not relevant	

RIIO-T2 Business Plan Data Template
Scottish Hydro Electric Transmission
BPDT: Workbook
Version 1.0 - Submitted on 09 Dec 2019
Sheet: A3.14 Pass Through
Prices Base: 2018/19

Costs

	RIIO T1								RIIO T2					RIIO T2							
	2014	2015	2016	2017	2018	2019	2020	2021	2022	2023	2024	2025	2026	2027	2028	2029	2030	2031	Total T1	Total T2	Total >T2
	£m	£m	£m	£m	£m	£m	£m	£m	£m	£m	£m	£m	£m	£m	£m	£m	£m	£m			
By Category																					
Licence Fee Payments	-	-	-	-	-	-	-	-	-	-	-	-	-						-	-	-
Business Rates Payments	11.592	- 3.250	9.397	10.905	36.119	39.322	37.979	45.058	47.836	52.354	57.463	60.542	62.791						**187.123**	**280.987**	-
Pension Scheme Administration Costs	-	-	-	-	-	-	-	-	-	-	-	-	-						-	-	-
Pension Protection Fund Levy	-	-	-	-	-	-	-	-	-	-	-	-	-						-	-	-
Other	-	-	-	-	-	-	-	-	-	-	-	-	-						-	-	-
Pension Deficit payments	2.363	2.279	1.127	0.994	0.606	-	-	-	-	-	-	-	-						**7.370**	-	-
Fines & Penalties	0.337	-	0.591	0.142	-	-	-	-	-	-	-	-	-						**1.070**	-	-
emporary Physical Disconnection Compensation	0.562	0.129	0.095	0.012	-	-	-	-	-	-	-	-	-						**0.798**	-	-
Rebranding Company Assets	-	-	-	0.142	-	-	-	-	-	-	-	-	-						**0.142**	-	-
																			-	-	-
																			-	-	-
																			-	-	-
																			-	-	-
Total Gross Costs	**14.855**	**- 0.841**	**11.210**	**12.196**	**36.725**	**39.322**	**37.979**	**45.058**	**47.836**	**52.354**	**57.463**	**60.542**	**62.791**	**-**	**-**	**-**	**-**	**-**	**195.563**	**280.987**	**-**

Colour Key (to be agreed cross sector)

Non-editable cell	abc
Input cell	12.3
Calculation cell (sub-total)	12.3
Calculation cell (total)	12.3
Link from other sheet in workbook	12.3
Link from other workbook	12.3
Input not relevant	

RIIO-T2 Business Plan Data Template
Scottish Hydro Electric Transmission
BPDT: Workbook
Version 1.0 - Submitted on 09 Dec 2019
Sheet: A6.02 Innovation
Prices Base: 2018/19

Costs

Additional allowance to roll out previously proven innovation

Project	Description	Narrative Ref.	Unit	RIIO-T1 2014	2015	2016	2017	2018	2019	2020	2021	RIIO-T2 2022	2023	2024	2025	2026	RIIO > T2 2027	2028	2029	2030	2031	TOTALS RIIO T1	RIIO T2	RIIO>T2
			£m																			-	-	-
			£m																			-	-	-
			£m																			-	-	-
			£m																			-	-	-
			£m																			-	-	-
			£m																			-	-	-
			£m																			-	-	-
			£m																			-	-	-
			£m																			-	-	-
			£m																			-	-	-
			£m																			-	-	-
			£m																			-	-	-
			£m																			-	-	-
			£m																			-	-	-
			£m																			-	-	-
			£m																			-	-	-
			£m																			-	-	-
	Total	**Innovation roll out**	**£m**	**-**	**-**	**-**	**-**	**-**	**-**	**-**	**-**	**-**	**-**	**-**	**-**	**-**	**-**	**-**	**-**	**-**	**-**			

Network Innovation Allowance funding

Innovation theme	Description	Narrative Ref.	Unit	RIIO-T1 2014	2015	2016	2017	2018	2019	2020	2021	RIIO-T2 2022	2023	2024	2025	2026	RIIO > T2 2027	2028	2029	2030	2031	TOTALS RIIO T1	RIIO T2	RIIO>T2
NIA projects from table 3.13			£m	1.33	1.55	1.30	1.46	0.81	0.75	1.02	1.0											9.3	-	-
			£m																			-	-	-
NIC Projects			£m																			-	-	-
MTTE - Multi-Terminal Test Environment (MTTE) for High Voltage Direct Current (HVDC) Systems			£m	0.11	0.24	1.31	3.04	2.73	1.77	1.29	1.1											11.6	-	-
Modular Approach to Substation construction (MASC)			£m	-	0.06	0.27	0.18	-		-	-											0.5	-	-
New Suite of Transmission Structures (NeSTS)			£m	-	-	0.11	0.94	1.17	0.80	1.86	1.7											6.6	-	-
			£m																			-	-	-
Network Innovation Projects for T2	See separate paper		£m									1.6	1.6	1.6	1.6	1.6						-	8.0	-
			£m																			-	-	-
			£m																			-	-	-
			£m																			-	-	-
			£m																			-	-	-
			£m																			-	-	-
			£m																			-	-	-
			£m																			-	-	-
			£m																			-	-	-
			£m																			-	-	-
			£m																			-	-	-
	Total	**NIA**	**£m**	**1.45**	**1.85**	**2.99**	**5.62**	**4.71**	**3.32**	**4.17**	**3.82**	**1.60**	**1.60**	**1.60**	**1.60**	**1.60**	**-**	**-**	**-**	**-**	**-**			

RIIO-T2 Business Plan Data Template
Scottish Hydro Electric Transmission
RPDT - Workbook
Version 1.0 - Submitted on 09 Dec 2019
Sheet: A4.1 BCF
Prices Base: 2018/19

	Units	Emission Scope	RIIO-ET1 2014	2015	2016	2017	2018	2019	2020	2021	RIIO-ET2 2022	2023	2024	2025	2026	Total RIIO-ET1	Total RIIO-ET2
			£	£	£	£	£	£	£	£	£	£	£	£	£	£	£
Total BCF (excl. losses)	tCO2e		**16,569.05**	**15,992.62**	**19,552.47**	**13,969.05**	**23,425.74**	**18,755.79**	**16,629.17**	**19,591.64**	**19,847.18**	**26,233.26**	**23,645.17**	**19,804.71**	**19,703.38**	**144,485.53**	**109,233.70**
TOTAL BCF (incl. losses)	tCO2e		**185,851.45**	**344,824.42**	**305,992.61**	**123,973.35**	**110,426.66**	**118,962.57**	**106,639,662.51**	**82,534,496.64**	**106,254.30**	**143,424.24**	**159,990.55**	**190,920.52**	**168,763.32**	**190,364,190.21**	**769,352.94**

TNO Emissions:

	Units	Emission Scope	2014	2015	2016	2017	2018	2019	2020	2021	2022	2023	2024	2025	2026	RIIO-ET1	RIIO-ET2
Buildings Energy Usage																	
Buildings - Electricity	tCO2e	Scope 2	752.37	629.99	294.24	267.22	238.14	189.83	184.19	176.05	167.47	158.47	149.03	139.17	128.87	**2,732.03**	**743.01**
Buildings - Other Fuels	tCO2e	Scope 1		12.92	8.18	13.24	15.36	15.36	15.48	16.29	17.11	17.93	18.75	19.56	20.38	**96.84**	**93.73**
Substation Electricity	tCO2e	Scope 2	6,183.26	5,840.56	7,034.53	6,502.15	5,995.58	5,650.08	4,990.90	5,539.07	4,936.88	4,691.98	4,439.24	4,069.98	3,746.60	**48,731.13**	**21,880.67**
Radio Base Stations	tCO2e										-	-	-	-	-	-	-
-	tCO2e										-	-	-	-	-	-	-
Total	tCO2e		6,935.63	7,483.47	7,336.96	6,782.61	6,244.08	5,855.26	5,190.57	5,731.41	5,121.47	4,868.38	4,603.01	4,228.71	3,895.84	**51,559.99**	**22,717.41**
Operational Transport																	
Road (Diesel)	tCO2e	Scope 1	4,499.31	379.71	469.77	560.07	580.85	568.37	563.76	581.56	593.43	605.30	617.16	617.16	617.16	**8,203.39**	**3,050.22**
Road (Petrol)	tCO2e										-	-	-	-	-	-	-
Road (LPG)	tCO2e										-	-	-	-	-	-	-
Rail	tCO2e										-	-	-	-	-	-	-
Sea	tCO2e										-	-	-	-	-	-	-
Air	tCO2e										-	-	-	-	-	-	-
Air Miles European	tCO2e										-	-	-	-	-	-	-
Air Miles International	tCO2e										-	-	-	-	-	-	-
-	tCO2e										-	-	-	-	-	-	-
Total	tCO2e		4,499.31	379.71	469.77	560.07	580.85	568.37	563.76	581.56	593.43	605.30	617.16	617.16	617.16	**8,203.39**	**3,050.22**
Business Transport																	
Road (Diesel)	tCO2e	Scope 3	538.01	945.04	738.90	547.90	623.90	503.16	582.99	683.36	743.15	750.63	750.63	750.63	750.63	**5,163.26**	**3,745.65**
Road (Petrol)	tCO2e										-	-	-	-	-	-	-
Road (Other)	tCO2e										-	-	-	-	-	-	-
Hire Car Diesel	tCO2e										-	-	-	-	-	-	-
Hire Car Petrol	tCO2e										-	-	-	-	-	-	-
Rail	tCO2e	Scope 3	16.93	15.02	17.37	2.60	13.86	16.54	14.31	14.69	14.39	14.08	13.78	13.47	13.16	**111.31**	**68.88**
Sea	tCO2e	Scope 3						2.05	2.07	2.11	2.13	2.15	2.17	2.19	2.22	**8.22**	**10.86**
Air (Domestic)	tCO2e	Scope 3	115.82	39.63	104.02	51.39	67.50	148.78	169.98	191.04	202.91	198.24	192.43	186.62	180.82	**888.17**	**960.12**
Air Miles European	tCO2e										-	-	-	-	-	-	-
Air Miles International	tCO2e										-	-	-	-	-	-	-
-	tCO2e										-	-	-	-	-	-	-
Total	tCO2e		670.76	999.69	860.29	601.89	705.26	670.53	769.35	891.20	961.68	965.10	959.01	952.91	946.82	**6,168.97**	**4,785.52**
Fugitive Emissions																	
SF6	tCO2e	Scope 1	4,204.15	2,237.20	2,037.45	1,245.50	1,259.37	1,924.65	2,812.47	3,553.79	6,361.52	6,390.92	8,661.47	9,358.16	9,886.17	**19,274.57**	**40,658.24**
Gases Other	tCO2e										-	-	-	-	-	-	-
G3	tCO2e	Scope 1	-	-	-	-	-	10.42	10.42	10.42	10.42	10.42	10.42	10.42	10.42	**10.42**	**52.08**
-	tCO2e										-	-	-	-	-	-	-
Total	tCO2e		4,204.15	2,237.20	2,037.45	1,245.50	1,259.37	1,924.65	2,812.47	3,564.20	6,371.94	6,401.34	8,671.88	9,368.58	9,896.59	**19,284.98**	**40,710.32**
Fuel Combustion																	
Diesel	tCO2e	Scope 1	-	-	-	-	-	99.87	99.75	100.74	101.75	102.77	103.80	104.83	105.88	**300.36**	**519.04**
Gas Natural	tCO2e										-	-	-	-	-	-	-
Fuels Other	tCO2e	Scope 1	259.20	0.82	-	-	-				-	-	-	-	-	**260.02**	-
-	tCO2e										-	-	-	-	-	-	-
Total	tCO2e		259.20	0.82	-	-	-	99.87	99.75	100.74	101.75	102.77	103.80	104.83	105.88	**560.38**	**519.04**
Losses																	
Losses	tCO2e	Scope 3	169,282.40	328,831.80	286,440.15	110,004.30	87,000.92	100,206.78	106,623,033.33	82,514,905.00	86,407.12	117,190.98	136,345.38	171,115.82	149,059.94	**190,219,704.68**	**660,119.24**

Contractor emissions:

	Units	Emission Scope	2014	2015	2016	2017	2018	2019	2020	2021	2022	2023	2024	2025	2026	RIIO-ET1	RIIO-ET2
Buildings energy usage																	
Buildings - Electricity	tCO2e	Scope 3	-	-	171.64	49.70	1,336.62	264.30	302.84	345.41	248.30	459.13	278.10	133.45	113.97	**2,470.51**	**1,232.96**
Buildings - Other fuels	tCO2e	Scope 3						5.13	4.97	5.04	4.72	9.39	6.16	3.22	3.02	**15.14**	**26.50**
Substation Electricity	tCO2e										-	-	-	-	-	-	-
-	tCO2e										-	-	-	-	-	-	-
-	tCO2e										-	-	-	-	-	-	-
Total	tCO2e		-	-	171.64	49.70	1,336.62	269.43	307.80	350.45	253.02	468.52	284.26	136.67	116.99	**2,485.65**	**1,259.46**
Operational Transport																	
Road (Diesel)	tCO2e	Scope 3	-	4,858.43	8,273.92	4,670.56	13,183.35	5,585.59	6,363.73	7,737.67	5,955.61	11,850.28	7,769.07	4,062.74	3,811.59	**50,673.24**	**33,449.28**
Road (Petrol)	tCO2e										-	-	-	-	-	-	-
Road (LPG)	tCO2e										-	-	-	-	-	-	-
Rail	tCO2e										-	-	-	-	-	-	-
Sea	tCO2e										-	-	-	-	-	-	-
Air	tCO2e										-	-	-	-	-	-	-
-	tCO2e										-	-	-	-	-	-	-
Total	tCO2e		-	4,858.43	8,273.92	4,670.56	13,183.35	5,585.59	6,363.73	7,737.67	5,955.61	11,850.28	7,769.07	4,062.74	3,811.59	**50,673.24**	**33,449.28**
Business Transport																	
Road (Diesel)	tCO2e	Scope 3	-	-	400.80	50.90	109.30	1,814.51	512.64	623.32	479.76	954.61	625.85	327.28	307.05	**3,511.47**	**2,694.55**
Road (Petrol)	tCO2e										-	-	-	-	-	-	-
Road (LPG)	tCO2e										-	-	-	-	-	-	-
Rail	tCO2e										-	-	-	-	-	-	-
Sea	tCO2e										-	-	-	-	-	-	-
Air	tCO2e										-	-	-	-	-	-	-
-	tCO2e										-	-	-	-	-	-	-
Total	tCO2e		-	-	400.80	50.90	109.30	1,814.51	512.64	623.32	479.76	954.61	625.85	327.28	307.05	**3,511.47**	**2,694.55**
Fugitive Emissions																	
SF6	tCO2e	Scope 3	-	-	-	-	-	1,964.86	-	-	-	-	-	-	-	**1,964.86**	-
Gases Other	tCO2e										-	-	-	-	-	-	-
-	tCO2e										-	-	-	-	-	-	-
-	tCO2e										-	-	-	-	-	-	-
Total	tCO2e		-	-	-	-	-	1,964.86	-	-	-	-	-	-	-	**1,964.86**	-
Fuel Combustion																	
Diesel	tCO2e	Scope 3	-	33.30	1.64	7.82	6.92	2.72	9.11	11.08	8.53	16.97	11.13	5.82	5.46	**72.59**	**47.90**
Gas Natural	tCO2e										-	-	-	-	-	-	-
Fuels Other	tCO2e										-	-	-	-	-	-	-
-	tCO2e										-	-	-	-	-	-	-
-	tCO2e										-	-	-	-	-	-	-
Total	tCO2e		-	33.30	1.64	7.82	6.92	2.72	9.11	11.08	8.53	16.97	11.13	5.82	5.46	**72.59**	**47.90**

Conversion factors

	Units	2014	2015	2016	2017	2018	2019	2020	2021	2022	2023	2024	2025	2026
		£	£	£	£	£	£	£	£	£	£	£	£	£
Buildings energy usage														
Buildings - Electricity	Scalar	0.4455	0.4943	0.4622	0.4120	0.3516	0.2831	0.2666	0.2500	0.2335	0.2170	0.2005	0.1840	0.1675
Buildings - Other Fuels	Scalar	0.2042	0.1850	0.1845	0.2044	0.2046	0.2044	0.1978	0.1978	0.1978	0.1978	0.1978	0.1978	0.1978
Substation Electricity	Scalar	0.4455	0.4943	0.4622	0.4120	0.3516	0.2831	0.2666	0.2500	0.2335	0.2170	0.2005	0.1840	0.1675
Radio Base Stations	Scalar													
-	Scalar													
Total	Scalar													
Operational Transport														
Road (Diesel)	Scalar	2.6008	2.6024	2.5839	2.6116	2.6002	2.6349	2.6056	2.6056	2.6056	2.6056	2.6056	2.6056	2.6056
Road (Petrol)	Scalar													
Road (LPG)	Scalar													
Rail	Scalar													
Sea	Scalar													
Air	Scalar													
Air Miles European	Scalar													
Air Miles International	Scalar													
-	Scalar													
Total	Scalar													
Business Transport														
Road (Diesel)	Scalar	2.6008	2.6024	2.5839	2.6116	2.6002	2.6349	2.6056	2.6056	2.6056	2.6056	2.6056	2.6056	2.6056
Road (Petrol)	Scalar													
Road (Other)	Scalar													
Hire Car Diesel	Scalar													
Hire Car Petrol	Scalar													
Rail	Scalar	0.0490	0.0474	0.0451	0.0489	0.0468	0.0442	0.0412	0.0421	0.0411	0.0401	0.0391	0.0381	0.0371
Sea	Scalar						0.1125	0.1129	0.1139	0.1129	0.1139	0.1139	0.1139	0.1139
Air (Domestic)	Scalar	0.3266	0.1663	0.1697	0.1684	0.1610	0.1624	0.1583	0.1518	0.1476	0.1434	0.1392	0.1350	0.1308
Air Miles European	Scalar													
Air Miles International	Scalar													
-	Scalar													
Total	Scalar													
Fugitive Emissions														
SF6	Scalar	23500.0000	23500.0000	23500.0000	23500.0000	23500.0000	23500.0000	23500.0000	23500.0000	23500.0000	23500.0000	23500.0000	23500.0000	23500.0000
Gases Other	Scalar													
G3	Scalar	400.0000	400.0000	400.0000	400.0000	400.0000	400.0000	400.0000	400.0000	400.0000	400.0000	400.0000	400.0000	400.0000
Siemens Blue	Scalar	0.0000	0.0000	0.0000	0.0000	0.0000	0.0000	0.0000	0.0000	0.0000	0.0000	0.0000	0.0000	0.0000
Total	Scalar													
Fuel Combustion														
Diesel	Scalar	2.6008	2.6024	2.5839	2.6116	2.6002	2.6349	2.6056	2.6056	2.6056	2.6056	2.6056	2.6056	2.6056
Gas Natural	Scalar													
Fuels Other	Scalar		2940.3587											
-	Scalar													
Total	Scalar													
Losses														
Losses	Scalar	0.4455	0.4943	0.4622	0.4120	0.3516	0.2831	0.2666	0.2500	0.2335	0.2170	0.2005	0.1840	0.1675
Buildings energy usage														
Buildings - Electricity	Scalar	0.4455	0.4943	0.4622	0.4120	0.3516	0.2831	0.2666	0.2500	0.2335	0.2170	0.2005	0.1840	0.1675
Buildings - Other fuels	Scalar	0.2042	0.1850	0.1845	0.2044	0.2046	0.2044	0.1978	0.1978	0.1978	0.1978	0.1978	0.1978	0.1978
Substation Electricity	Scalar	0.4455	0.4943	0.4622	0.4120	0.3516	0.2831	0.2666	0.2500	0.2335	0.2170	0.2005	0.1840	0.1675
-	Scalar													
-	Scalar													
Total	Scalar													
Operational Transport														
Road (Diesel)	Scalar	2.6008	2.6024	2.5839	2.6116	2.6002	2.6349	2.6056	2.6056	2.6056	2.6056	2.6056	2.6056	2.6056
Road (Petrol)	Scalar													
Road (LPG)	Scalar													
Rail	Scalar													
Sea	Scalar													
Air	Scalar													
-	Scalar													
Total	Scalar													
Business Transport														
Road (Diesel)	Scalar	2.6008	2.6024	2.5839	2.6116	2.6002	2.6349	2.6056	2.6056	2.6056	2.6056	2.6056	2.6056	2.6056
Road (Petrol)	Scalar													
Road (LPG)	Scalar													
Rail	Scalar													
Sea	Scalar													
Air	Scalar													
-	Scalar													
Total	Scalar													
Fugitive Emissions														
SF6	Scalar	22800.0000	22800.0000	22800.0000	22800.0000	22800.0000	22800.0000	22800.0000	23500.0000	23500.0000	23500.0000	23500.0000	23500.0000	23500.0000
Gases Other	Scalar													
-	Scalar													
-	Scalar													
Total	Scalar													
Fuel Combustion														
Diesel	Scalar	2.6008	2.6024	2.5839	2.6116	2.6002	2.6349	2.6056	2.6056	2.6056	2.6056	2.6056	2.6056	2.6056
Gas Natural	Scalar													
Fuels Other	Scalar													
-	Scalar													
-	Scalar													
Total	Scalar													

Volume

	Units	2014	2015	2016	2017	2018	2019	2020	2021	2022	2023	2024	2025	2026	RIIO-ET1	RIIO-ET2	Total RIIO-ET1
		£	£	£	£	£	£	£	£	£	£	£	£	£	£	£	£
Buildings Energy Usage																	
Buildings - Electricity	kWh	1,688,897.37	1,274,619.30	636,621.30	648,592.23	677,380.82	670,604.67	690,985.00	704,059.00	717,133.00	730,207.00	743,281.00	756,355.00	769,429.00	**6,991,759.69**	**489,797.54**	
Buildings - Other Fuels	kWh	0.00	69,845.18	44,373.27	64,776.46	75,071.22	75,142.50	78,229.80	82,359.10	86,488.40	90,617.70	94,747.00	98,876.30	103,005.60	**489,797.54**		
Substation Electricity	kWh	13,880,000.00	13,840,000.00	15,220,000.00	15,781,915.05	17,040,000.00	19,960,000.00	18,723,539.82	22,152,264.15	21,140,000.00	21,420,000.00	22,120,000.00	22,120,000.00	22,370,000.00	**136,997,719.02**		
Radio Base Stations	-														-		
-	-														-		
Total															-		
Operational Transport																	
Road (Diesel)	Km	1,729,971.55	145,907.38	181,808.49	214,451.15	223,389.27	216,360.38	216,360.68	223,193.12	227,748.08	232,303.05	236,858.01	236,858.01	236,858.01	**3,151,442.02**		
Road (Petrol)	Km														-		
Road (LPG)	Km														-		
Rail	-														-		
Sea	-														-		
Air	-														-		
Air Miles European	-														-		
Air Miles International	-														-		
-	-														-		
Total															-		
Business Transport																	
Road (Diesel)	Km	206,863.27	363,143.52	285,963.08	209,792.35	239,946.77	190,959.33	223,742.05	262,261.74	285,209.64	288,078.13	288,078.13	288,078.13	288,078.13	**1,982,672.12**		
Road (Petrol)	Km														-		
Road (Other)	Km														-		
Hire Car Diesel	-														-		
Hire Car Petrol	-														-		
Rail	Km	345,228.38	316,906.50	385,418.15	53,224.16	296,305.31	373,947.03	347,739.60	348,900.40	350,061.20	351,222.00	352,382.80	353,543.60	354,704.40	**2,467,669.53**		
Sea	Km						16,141.93	18,323.34	18,506.58	18,691.64	18,878.56	19,067.35	19,258.02	19,450.60	**54,971.85**		
Air (Domestic)	Km	354,607.11	238,400.99	612,894.74	305,095.62	419,154.20	916,758.71	1,073,673.51	1,258,518.40	1,368,638.76	1,382,403.80	1,382,403.80	1,382,403.80	1,382,403.80	**5,178,703.27**		
Air Miles European	-														-		
Air Miles International	-														-		
-	-														-		
Total															-		
Fugitive Emissions																	
SF6	Kg	178.90	95.20	86.70	53.00	53.59	81.90	100.84	268.32	270.70	271.95	368.57	398.22	420.69	**918.46**		
Gases Other	-														-		
G3	Kg							0.00	26.04	26.04	26.04	26.04	26.04	26.04	**26.04**		
-	-														-		
Total															-		
Fuel Combustion																	
Diesel	l						37,902.15	38,281.17	38,663.98	39,050.62	39,441.13	39,835.54	40,233.90	40,636.24	**114,847.31**		
Gas Natural	-														-		
Fuels Other	l		0.28												**0.28**		
-	-														-		
Total															-		
Losses																	
Losses	kWh	380,000,000.00	665,301,258.97	619,745,441.82	267,000,723.60	247,471,051.30	354,000,000.00	400,000,000.00	330,000,000.00	370,000,000.00	540,000,000.00	680,000,000.00	930,000,000.00	890,000,000.00	**3,263,518,475.69**		
Buildings Energy Usage																	
Buildings - Electricity	kWh	0.00	0.00	371,362.43	120,631.07	3,801,968.37	933,691.31	1,136,105.24	1,381,393.20	1,063,244.17	2,115,608.63	1,386,997.89	725,313.85	680,476.27	**7,745,151.61**		
Buildings - Other fuels	kWh	0.00	0.00	0.00	0.00	0.00	25,101.53	25,486.12	30,988.63	23,851.63	47,459.20	31,114.36	16,270.88	15,265.04	**81,576.28**		
Substation Electricity	-														-		
-	-														-		
-	-														-		
Total															-		
Operational Transport																	
Road (Diesel)	Km	0.00	1,866,903.51	3,202,104.44	1,788,368.49	5,070,205.71	2,119,847.81	2,442,298.03	2,069,596.26	2,285,667.77	4,547,947.31	2,981,644.75	1,559,215.22	1,462,827.37	**19,459,324.26**		
Road (Petrol)	Km														-		
Road (LPG)	Kth														-		
Rail	-														-		
Sea	-														-		
Air	-														-		
-	-														-		
Total															-		
Business Transport																	
Road (Diesel)	Km	0.00	0.00	155,114.36	19,489.74	42,035.87	688,646.38	196,742.31	239,219.47	184,124.77	366,365.47	240,190.05	125,604.49	117,839.85	**1,341,248.14**		
Road (Petrol)	Km														-		
Road (LPG)	Kth														-		
Rail	-														-		
Sea	-														-		
Air	-														-		
-	-														-		
Total															-		
Fugitive Emissions																	
SF6	Kg	0.00	0.00	0.00	0.00	0.00	86.18	0.00	0.00	0.00	0.00	0.00	0.00	0.00	**86.18**		
Gases Other	-														-		
-	-														-		
-	-														-		
Total															-		
Fuel Combustion																	
Diesel	l	0.00	12,794.70	634.56	2,995.14	2,660.93	1,032.85	3,497.76	4,252.94	3,273.44	6,513.39	4,270.19	2,233.05	2,095.00	**27,868.88**		
Gas Natural	-														-		
Fuels Other	-														-		
-	-														-		
-	-														-		
Total															-		

	Units	2014	2015	2016	2017	2018	2019	2020	2021	2022	2023	2024	2025	2026	RIIO-ET1	RIIO-ET2
TNO Emissions																
Scope 1	tCO2e	8,962.66	2,630.65	2,515.41	1,818.81	1,855.57	2,608.24	3,491.45	4,262.80	7,084.23	7,127.33	9,411.59	10,110.14	10,640.01	**28,145.60**	**44,373.30**
Scope 2	tCO2e	6,935.63	7,470.55	7,328.77	6,769.37	6,228.72	5,839.91	5,175.09	5,715.11	5,104.36	4,850.45	4,584.27	4,209.15	3,875.46	**51,463.15**	**22,623.68**
Scope 3	tCO2e	169,953.16	329,831.49	287,300.43	110,606.19	87,706.18	100,877.31	106,623,802.68	82,515,796.20	87,368.80	118,156.08	137,304.39	172,068.73	150,006.76	**190,225,873.65**	**664,904.76**
Contractor Emissions																
Scope 1	tCO2e														-	-
Scope 2	tCO2e														-	-
Scope 3	tCO2e	-	4,891.73	8,848.00	4,778.98	14,636.18	9,637.11	7,193.28	8,722.53	6,696.92	13,290.38	8,690.30	4,532.51	4,241.08	**58,707.81**	**37,451.20**
Total Emissions																
Scope 1	tCO2e	8,962.66	2,630.65	2,515.41	1,818.81	1,855.57	2,608.24	3,491.45	4,262.80	7,084.23	7,127.33	9,411.59	10,110.14	10,640.01	**28,145.60**	**44,373.30**
Scope 2	tCO2e	6,935.63	7,470.55	7,328.77	6,769.37	6,228.72	5,839.91	5,175.09	5,715.11	5,104.36	4,850.45	4,584.27	4,209.15	3,875.46	**51,463.15**	**22,623.68**
Scope 3	tCO2e	169,953.16	334,723.22	296,148.43	115,385.17	102,342.37	110,514.42	106,630,995.97	82,524,518.72	94,065.72	131,446.46	145,994.69	176,601.24	154,247.85	**190,284,581.46**	**702,355.95**

Total RIIO-ET2 #
3,716,405.00
473,735.00
109,370,000.00
-
-
1,170,625.15
-
-
-
-
-
-
-
-
1,437,522.17
-
-
-
-
1,761,914.00
95,346.17
6,898,253.97
-
-
-
1,730.14
-
130.20
-
199,197.43
-
-
-
3,410,000,000.00
5,971,640.80
133,961.12
-
-
-
12,837,302.42
-
-
-
-
-
-
1,034,124.64
-
-
-
-
-
-
-
-
-
-
18,385.08
-
-
-
-

RIIO-T2 Business Plan Data Template
Scottish Hydro Electric Transmission

BPDT: Workbook
Version 1.0 - Submitted on 09 Dec 2019
Sheet: A4.4 Environmental Action Plan
Prices Base: 2018/19

Table 1: Environmental baseline measures under RIIO-ET1	**Measure for start of RIIO-ET1 (2014)**	**Measure for latest year RIIO-ET1**	**Average Measure for RIIO-ET1 to date**	**Unit**	**Notes** (Use to explain measures or why they don't have a measure or to record methodology, basis of forecast or key assumptions)
BCF					
Total - Scope1	8,962.66	2,608.24	3,398.56	tCO2e	er University Study and estimate from DNO actual usage. Figures from T1 have been adjusted to reflect changes in methodologies.
Total - Scope 2 (Losses)	169,282.40	100,206.78	180,294.39	tCO2e	
Total - Scope 2 (Other)	6,935.63	5,839.91	6,762.16	tCO2e	
Total - Scope 3	670.76	10,307.64	6,846.71	tCO2e	s a sum of Transmission's Business Data and contractors' emissions
Total Emissions	**185,851.5**	**118,962.6**	**197,301.8**	tCO2e	
Buildings Energy Usage				This data excludes contractors' emissions. This represents SHE Transmission's figures only.	
Emissions from total buildings energy use	752.37	205.18	407.40	tCO2e	or buildings energy such as gas heating. Electricity data includes assumption of reducing carbon factor (70% reduction by 2030)
Potential normalisation factors					
No. of Staff (incl. contractors working in Licensee's premises)	360.00	453.00	435.00	FTE	erage annual figures provided as data fluctuates monthly
Building floor space	N/A	N/A	N/A	m^2	Data on building floor space unavailable
N/A				N/A	
N/A				N/A	
Carbon intensity (by staff)	**2.1**	**0.5**	**0.9**	tCO2e/FTE	
Carbon intensity (by building floor space)	**-**	**-**	**-**	tCO2e/m^2	
Carbon Intensity (by other)	**-**	**-**	**-**	N/A	
Carbon Intensity (by other)	**-**	**-**	**-**	N/A	
Operational transport					
Emissions from total operational transport energy use	4,499.31	568.37	1,176.35	tCO2e	Based on diesel
Total operational kilometres travelled	1,823,842.22	2,704,504.75	2,454,791.68	km	
Network length	2,464.22	3,111.40	2,634.27	km	r 13/14 -16/17 assumes half of total circuit length. Past data taken from RRP submissions- table 5.1
Licence area	57,347.70	57,347.70	57,347.70	km^2	CDP Data used. Licence area remains the same
Carbon intensity - by operational km	**0.0**	**0.0**	**0.0**	tCO2e / operational km	
Carbon intensity - by network length	**1.8**	**0.2**	**0.4**	tCO2e / network length km	
Carbon intensity - by licence area	**0.1**	**0.0**	**0.0**	tCO2e / licence area km^2	
Business Transport					
Emissions from total business transport	538.01	503.16	649.49	tCO2e	
Total business kilometres travelled	206,863.27	190,959.33	249,444.72	km	we collect the actual data for this. To estimate km would mean to apply additional assumptions
Carbon intensity	**0.0**	**0.0**	**0.0**	tCO2e / transport km	we collect the actual data for this. To estimate km would mean to apply additional assumptions
Fugitive Emissions					
Total leakage (SF6)	178.90	81.90	91.55	Kg	SF6 top up value only
Total leakage (other IIG) - company to specify IIG				Kg	No alternatives introduced on the network yet
Total leakage (other IIG) - company to specify IIG				Kg	No alternatives introduced on the network yet
Total leakage (other IIG) - company to specify IIG				Kg	No alternatives introduced on the network yet
Total leakage (other IIG) - company to specify IIG				Kg	No alternatives introduced on the network yet
Total leakage (all IIGs)	**178.9**	**81.9**	**91.5**	kg	
Total emissions (SF6 + other IIG)	4,204.15	1,924.65	2,151.39	tCO2e	
Total installed (all IIGs)				Kg	
Carbon intensity	**23.5**	**23.5**	**23.5**	tCO2e / Kg leakage	
Leakage rate	**-**	**-**	**-**	Kg leakage/Kg installed	
Emissions from Substations					
Total Emissions from substation energy use	6,183.26	5,650.08	6,366.86	tCO2e	
Total substation metered energy use	-	-	-	MWh	ed unless a fault our outage occurs, plans to introduce electricity monitoring in RIIO-T2
Total substation unmetered energy use	13,880,000.00	19,960,000.00	15,953,333.33	MWh	Estimated based on Edinburgh Napier study
Number of substations metered	TBC	TBC	TBC	No.	DNO metered connection but this is only used when there is a fault or outage
Number of substations unmetered	TBC	TBC	TBC	No.	DNO metered connection but this is only used when there is a fault or outage
Embodied carbon of new projects					
Total embodied CO2 from new projects	N/A	N/A	N/A	tCO2e	
Breakdown by source:					
Manufacture	N/A	N/A	N/A	%	eporting requirement for RIIO-T2, therefore no baseline data is present for RIIO-T1
Transport	N/A	N/A	N/A	%	eporting requirement for RIIO-T2, therefore no baseline data is present for RIIO-T1
Construction	N/A	N/A	N/A	%	eporting requirement for RIIO-T2, therefore no baseline data is present for RIIO-T1
End of life	N/A	N/A	N/A	%	eporting requirement for RIIO-T2, therefore no baseline data is present for RIIO-T1
Average embodied CO2 per £m expenditure (new projects)	N/A	N/A	N/A	tCO2e / £m	eporting requirement for RIIO-T2, therefore no baseline data is present for RIIO-T1
N/A				tCO2e / unit	
N/A				tCO2e / unit	
N/A				tCO2e / unit	
N/A				tCO2e / unit	
N/A				tCO2e / unit	
Leaks and spills					
Oil top ups - transformers	N/A	N/A	N/A	Litres	een top ups for each type (or piece of plant) and we only hold data on overall volumes of oil delivered. We will put in place data systems to report on this in T2.
Oil top ups - cables	N/A	N/A	N/A	Litres	een top ups for each type (or piece of plant) and we only hold data on overall volumes of oil delivered. We will put in place data systems to report on this in T2.
N/A				N/A	
N/A				N/A	
N/A				N/A	
N/A				N/A	
N/A				N/A	
N/A				N/A	
Number of reported environmental incidents					
Number of environmental incidents reported through SEARs system	30.00	43.00	59.40	Number	ents reported between 1 Apr 2014 and 30 Mar 2019 is 297. Average over 5 years is therefore 59.4. Based on internal company incident thresholds.
N/A				Number	
N/A				Number	
N/A				Number	
N/A				Number	
Waste					
Total waste volume	N/A	N/A	N/A	m^3	ng requirement for RIIO-T2, therefore no baseline data is present for RIIO-T1
Total waste weight	N/A	N/A	N/A	Kg	ng requirement for RIIO-T2, therefore no baseline data is present for RIIO-T1
Breakdown by source:					
New projects	N/A	N/A	N/A	%	ng requirement for RIIO-T2, therefore no baseline data is present for RIIO-T1
Business Operations	N/A	N/A	N/A	%	ng requirement for RIIO-T2, therefore no baseline data is present for RIIO-T1
N/A				%	
N/A				%	
N/A				%	
Breakdown of waste management:					
Recycling	N/A	N/A	N/A	%	ng requirement for RIIO-T2, therefore no baseline data is present for RIIO-T1
Landfill	N/A	N/A	N/A	%	g requirement for RIIO-T2, therefore no baseline data is present for RIIO-T1.
Incineration	N/A	N/A	N/A	%	
Other management - Company to specify				%	
Other management - Company to specify				%	
Biodiversity improvement at network sites					
Number of biodiversity improvement plans (BIP) for network sites	N/A	2.00	N/A	Number	Two sites have active Biodiversity plans in place
Land area covered by active BIP	N/A	53.48	N/A	Ha	
Projected total biodiversity net improvement of active BIP	N/A	50.10	N/A	Value	mber of Biodiversity Units (BU) above baseline. Overall BU gain is 35%.
N/A	-			N/A	
N/A	-			N/A	Defra Biodiversity Metric - Introduction to the Proposed Updated Metric
N/A	-			N/A	

	Lowest estimated impact	Highest likely impact	Lowest estimated impact	Highest likely impact			
Table 2: Projected environmental measures at end of RIIO-ET2	**Lower bound - Measure under BAU in the final year of RIIO2 (without RIIO-2 initiatives in Table 3)**	**Upper bound - Measure under BAU in the final year of RIIO2 (without RIIO-2 initiatives in Table 3)**	**Lower bound - Measure in the final year of RIIO2 (with RIIO-2 initiatives in Table 3)**	**Upper bound - Measure in the final year of RIIO2 (with RIIO-2 initiatives in Table 3)**	**Initiative identifier (any initiatives contributing to change in impact - listed in table 3)**	**Unit**	**Notes**
BCF							
Total - Scope1	10,640.01	17,343.22	2,938.44	4,789.65	Operational Fleet Electrification; SF6 Avoidance	tCO2e	include a further reduction of 363.54 tCO2e that will be removed via additional measures
Total - Scope 2 (Losses)	149,059.94	242,967.71	149,059.94	242,967.71		tCO2e	
Total - Scope 2 (Other)	3,875.46	6,317.00	2,693.66	4,390.67	Substation Energy Efficiency and Solar PV	tCO2e	
Total - Scope 3	5,187.90	8,456.28	5,187.90	8,456.28		tCO2e	
Total Emissions	**168,763.3**	**275,084.2**	**159,879.9**	**260,604.3**		tCO2e	
Buildings Energy Usage (incl. contractors)							
Emissions from total buildings energy use	128.87	210.05	126.71	206.54	Substation Energy Efficiency and Solar PV	tCO2e	
Potential normalisation factors							
No. of Staff (incl. contractors working in Licensee's premises)	703.00	TBC	703.00	TBC		FTE	
Building floor space	TBC	TBC	TBC			m^2	Data on building floor space unavailable
N/A						N/A	
N/A						N/A	
Carbon intensity (by staff)	**0.2**	**-**	**0.2**	**-**		tCO2e/FTE	
Carbon intensity (by building floor space)	**-**	**-**	**-**	**-**		tCO2e/m^2	
Carbon Intensity (by other)	**-**	**-**	**-**	**-**		N/A	
Carbon Intensity (by other)	**-**	**-**	**-**	**-**		N/A	
Operational transport							
Emissions from total operational transport energy use	617.16	1,005.98	295.74	482.06	Operational Fleet Electrification	tCO2e	
Total operational kilometres travelled	236,858.01	TBC	113,500.68	TBC		km	
Network length	3,639.02	TBC	3,639.02	TBC		km	
Licence area	57,347.70	57,347.70	57,347.70	57,347.70		km^2	
Carbon intensity - by operational km	**0.0**	**-**	**0.0**	**-**		tCO2e / operational km	
Carbon intensity - by network length	**0.2**	**-**	**0.1**	**-**		tCO2e / network length km	
Carbon intensity - by licence area	**0.0**	**0.0**	**0.0**	**0.0**		tCO2e / licence area km^2	
Business Transport							
Emissions from total business transport	750.63	1,223.52	750.63	1,223.52		tCO2e	
Total business kilometres travelled	288,078.13	TBC	288,078.13	TBC		km	
Carbon intensity	**0.0**	**-**	**0.0**	**-**		tCO2e / transport km	
Fugitive Emissions							
Total leakage (SF6)	420.69	TBC	121.88	TBC	SF6 Avoidance	Kg	
Total leakage (other IIG) - company to specify IIG	26.04	TBC	39.53	TBC	SF6 Avoidance	Kg	
Total leakage (other IIG) - company to specify IIG						Kg	
Total leakage (other IIG) - company to specify IIG						Kg	
Total leakage (other IIG) - company to specify IIG						Kg	
Total leakage (all IIGs)	**446.7**	**-**	**161.4**	**-**		kg	
Total emissions (SF6 + other IIG)	9,896.59	TBC	2,879.97	TBC		tCO2e	
Total installed (all IIGs)	114,551.85	TBC	107,868.75	TBC		Kg	
Carbon intensity	**22.2**	**-**	**17.8**	**-**		tCO2e / Kg leakage	
Leakage rate	**-**	**-**	**-**	**-**		Kg leakage/Kg installed	
Emissions from Substations							
Total Emissions from substation energy use	3,746.60	6,106.95	2,203.41	3,591.56	Substation Energy Efficiency and Solar PV	tCO2e	include a further reduction of 363.54 tCO2e that will be removed via additional measures
Total substation metered energy use	TBC	TBC	TBC	TBC		MWh	
Total substation unmetered energy use	TBC	TBC	TBC	TBC		MWh	
Number of substations metered	TBC	TBC	TBC	TBC		No.	
Number of substations unmetered	TBC	TBC	TBC	TBC		No.	
Embodied carbon of new projects							
Total embodied CO2 from new projects	234,823.66	390,793.06	234,823.66	390,793.06	Embedded Carbon Management Framework	tCO2e	
Breakdown by source:				Embedded carbon values are based on a high level estimate of resource consumption in RIIO-T2, more refined estimates			es will be produced as an industry-standard method for measuring embedded carbon is implemented. Data on breakdown of embedded carbon values not presently available.
Manufacture	TBC	TBC	TBC	TBC	Embedded Carbon Management Framework	%	es will be produced as an industry-standard method for measuring embedded carbon is implemented. Data on breakdown of embedded carbon values not presently available.
Transport	TBC	TBC	TBC	TBC	Embedded Carbon Management Framework	%	es will be produced as an industry-standard method for measuring embedded carbon is implemented. Data on breakdown of embedded carbon values not presently available.
Construction	TBC	TBC	TBC	TBC	Embedded Carbon Management Framework	%	es will be produced as an industry-standard method for measuring embedded carbon is implemented. Data on breakdown of embedded carbon values not presently available.
End of life	TBC	TBC	TBC	TBC	Embedded Carbon Management Framework	%	es will be produced as an industry-standard method for measuring embedded carbon is implemented. Data on breakdown of embedded carbon values not presently available.
Average embodied CO2 per £m expenditure (new projects)	138.03	138.03	138.03	138.03	Embedded Carbon Management Framework	tCO2e / £m	es will be produced as an industry-standard method for measuring embedded carbon is implemented. Data on breakdown of embedded carbon values not presently available.
N/A						tCO2e / unit	
N/A						tCO2e / unit	
N/A						tCO2e / unit	
N/A						tCO2e / unit	
N/A						tCO2e / unit	
Leaks and spills							
Oil top ups - transformers	TBC	TBC	TBC	TBC		Litres	data not sufficient to estimate improvement levels at present.
Oil top ups - cables	TBC	TBC	TBC	TBC		Litres	data not sufficient to estimate improvement levels at present.
N/A						N/A	
N/A						N/A	
N/A						N/A	
N/A						N/A	
N/A						N/A	
N/A						N/A	
Number of reported environmental incidents							
Number of environmental incidents reported through SEARs system	N/A	N/A	N/A	N/A	Management of Legacy contaminated land (oil)	Number	
N/A						Number	Also no. of incidents will be influence by hours spent on site and asset/proect base
N/A						Number	
N/A						Number	
N/A						Number	
Waste							
Total waste volume	795,187.90	1,296,156.28	795,187.90	1,296,156.28	Waste and Recycling Initiatives	m^3	sed on conversion factors for kg to m^3 for primary waste streams
Total waste weight	977,628,340.00	1,593,534,194.20	977,628,340.00	1,593,534,194.20	Waste and Recycling Initiatives	Kg	estimate of resource consumption in RIIO-T2 and industry standard wastage rates
Breakdown by source:							
New projects	99.00	99.00	99.00	99.00	Waste and Recycling Initiatives	%	stimates based on high level assumptions around waste
Business Operations	1.00	1.00	1.00	1.00	Waste and Recycling Initiatives	%	stimates based on high level assumptions around waste
N/A						%	
N/A						%	
N/A						%	
Breakdown of waste management:							
Recycling	76.29	76.29	99.85	99.85	Waste and Recycling Initiatives	%	stimates based on high level assumptions around waste
Landfill	23.30	23.30	-	-	Waste and Recycling Initiatives	%	stimates based on high level assumptions around waste
Incineration	0.41	0.41	0.15	0.15	Waste and Recycling Initiatives	%	stimates based on high level assumptions around waste
Other management - Company to specify						%	
Other management - Company to specify						%	
Biodiversity improvement at network sites							
Number of biodiversity improvement plans (BIP) for network sites	-	-	TBC	TBC	Biodiveristy Net Gain Approach	Number	dependant on project approveal and additions through uncertainty mechanisms
Land area covered by active BIP	-	-	TBC	TBC	Biodiveristy Net Gain Approach	Ha	Areas for T2 projects not yet defined
Projected total biodiversity net improvement of active BIP	-	-	TBC	TBC	Biodiveristy Net Gain Approach	Value	
N/A						N/A	Defra Biodiversity Metric - Introduction to the Proposed Updated Metric
N/A						N/A	
N/A						N/A	

Table 3: RIIO-ET2 environmental initiatives												
Initiative identifier	**Description**	**Net benefit**	**Dependencies**	**Milestone metrics**			**Notes**	**Costs £m (3 d.ps.)**				
				Unit	2021/22	2025/26		2021/22	2022/23	2023/24	2024/25	2025/26

	Please describe initiative	Link to CBA/justification narrative	Is initiative dependent on another activity or project in the business plan?		Expected value at start of RIIO-2	Expected value at end of RIIO-2						
Substation Energy Efficiency and Solar PV	y measures and solar panel s	ness Carbon Footprint for jus	Associated Costs / CVP	tCO2e	5,539.07	2,566.95	e values based on emissions in start and end years of	Refer to Annex 4 of the Sustainability Action Plan				
Operational Fleet Electrification	charging infrastructure for e	ness Carbon Footprint for jus	Asscoiated Costs / CVP	tCO2e	582.24	295.74	e values based on emissions in start and end years of	Refer to Annex 4 of the Sustainability Action Plan				
SF6 Avoidance	alternatives and leakage re	ness Carbon Footprint for jus	Associated Costs / CVP	tCO2e	3,556.74	3,290.98	e values based on emissions in start and end years of	Refer to Annex 4 of the Sustainability Action Plan				
Waste and Recycling Initiatives	ieve zero waste to landfill an	.2 on Waste for justification	rocurement Policy and ass	Kg	227,787,403.22	-	2. Total costs are £1.75m, these have been annualised	Refer to Annex 4 of the Sustainability Action Plan				
Embedded Carbon Management Framework	ard framework for measurin	.4 on Waste for justification	rocurement Policy and ass	tCO2e / £m	138.03	138.03	anaging embedded carbon will be a prerequisite for es	Refer to Annex 4 of the Sustainability Action Plan				
Biodiversity Net Gain Approach	onsented from 2020, Net ga	ustainability Action Plan Secti	Associated costs / CVP	%	100% of new projects achieving No net loss	100% of new projects achieving net gain	ed after 1 April 2020 or 2025 repectively. Costs assume	Refer to Annex 4 of the Sustainability Action Plan				
Woodland - No Net Loss	of woodland on new project	ustainability Action plan secti	Associated costs	%	100% of new projects achieving No net loss	100% of new projects achieving No net loss	ote this relates to projects consented after 1 April 202	Refer to Annex 4 of the Sustainability Action Plan				
Management of Legacy contaminated land (oil)	xisting sites and remediate	ustainability Action plan secti	Associated costs	No.	TBC	TBC	TBC	Refer to Annex 4 of the Sustainability Action Plan				

RIIO-T2 Business Plan Data Template
Scottish Hydro Electric Transmission
BPDT: Workbook
Version 1.0 - Submitted on 09 Dec 2019
Sheet: A5.1 System Chars and Activity
Prices Base: 2018/19

	RIIO T1								RIIO T2					RIIO >T2					
	2014	2015	2016	2017	2018	2019	2020	2021	2022	2023	2024	2025	2026	2027	2028	2029	2030	2031	>2031
	#	#	#	#	#	#	#	#	#	#	#	#	#	#	#	#	#	#	#
MEAV																			
Substations numbers																			
400 kV (#)	2	2	2	2	4	4	4	4	4	4	8	8	8	10					
275 kV (#)	17	20	21	22	25	26	27	29	29	29	28	29	29	27					
132 kV (#)	95	95	97	102	109	113	114	115	118	120	122	123	123	123					
66kV (#)	0	0	0	0	0	0	0	0	0	0	0	0	0	0					
33 kV (#)	0	0	0	0	0	0	0	0	0	0	0	0	0	0					
<= 25kV (#)	0	0	0	0	0	0	0	0	0	0	0	0	0	0					
Circuit Breaker numbers																			
400 kV (#)	4	4	6	7	18	19	27	52	52	52	83	90	90	104					
275 kV (#)	96	103	106	124	141	147	151	151	155	155	151	151	160	158					
132 kV (#)	217	221	234	242	282	299	313	318	321	333	337	350	360	361					
<132kV (#)	165	163	178	190	197	205	207	214	216	216	216	223	228	228					
Transformers numbers																			
400/275 kV (#)	2	2	2	2	6	6	6	6	6	6	8	8	8	10					
400/132 kV (#)	1	1	1	2	3	3	4	6	6	6	8	8	8	10					
275/132 kV (#)	24	28	28	30	38	42	44	44	44	44	44	44	44	43					
275/33 kV (#)	5	7	9	9	9	9	9	11	11	11	9	9	9	9					
132/33 kV (#)	116	119	119	126	133	133	133	134	136	136	136	136	135	135					
132/25 kV (#)	0	0	0	0	0	0	0	0	0	0	0	0	0	0					
132/11 kV (#)	37	37	37	35	33	33	33	33	33	33	33	33	33	33					
Others (spares only)	6	6	8	10	10	9	9	14	14	16	19	19	19	19					
Others (excluding spares)	8	10	14	14	14	14	16	16	16	16	19	20	20	22					
Reactive compensation numbers																			
Shunt Reactors (#)	12	12	14	15	17	17	17	17	17	17	17	17	17	17					
Series Reactors (#)	0	0	0	0	0	0	0	0	0	0	0	0	0	0					
Reactors - others	0	0	0	0	0	0	0	0	0	0	0	0	0	0					
Mechanically switched shunt capacitors (#)	0	0	0	0	0	0	0	0	0	0	0	0	0	0					
Mechanically Switched Capacitors with Damping Networks (MSCDNs) (#)	2	2	2	4	4	4	4	4	4	4	4	4	4	4					
Series Capacitors (SCs) (#)	0	0	0	0	0	0	0	0	0	0	0	0	0	0					
Static Var Compensators (#)	2	2	2	2	2	2	2	2	2	2	2	2	2	2					
Towers / supports numbers																			
400 kV (#)	134	352	535	535	535	535	535	535	535	535	866	866	866	1403					
275 kV (#)	2554	2554	2557	2562	2650	2653	2713	2718	2718	2718	2391	2391	2391	1861					
132 kV (#)	5997	5934	5359	5319	5289	5280	5231	5286	5288	5335	5335	5278	5284	5284					
132 kV Poles (#)	2307	2411	2571	2808	2916	3077	3075	3375	3467	3687	3687	3687	3687	3687					
<132kV (#)	0	0	0	0	0	0	0	0	0	0	0	0	0	0					
Other																			
Grid Supply Points (#)																			
400 kV (#)	2	2	2	2	4	4	4	4	4	4	7	7	7	8					
275 kV (#)	14	17	18	19	22	23	24	24	24	24	24	24	24	23					
132 kV (#)	69	69	68	68	74	77	78	78	78	78	78	77	77	77					
<132kV (#)	0	0	0	0	0	0	0	0	0	0	0	0	0	0					
Grid Entry Points (#)																			
400 kV (#)	0	0	0	0	0	0	0	0	0	0	0	0	0	0					
275 kV (#)	3	3	3	3	3	3	3	4	4	4	3	3	3	3					
132 kV (#)	21	21	23	28	30	30	31	32	35	37	39	39	39	39					
<132kV (#)	0	0	0	0	0	0	0	0	0	0	0	0	0	0					
HVDC Links																			
Number (#)	0	0	0	0	0	2	2	2	2	2	2	2	2	2					
Capacity (MW)	0	0	0	0	0	795	795	795	795	795	795	795	795	795					
Length owned by TO (km)	0	0	0	0	0	162.7	162.7	162.7	162.7	162.7	162.7	162.7	162.7	162.7					
Activity Levels																			
System Demand																			
Measured system maximum demand (GW)	1.524614	1.521032	1.448	1.53466064567566	1.6042	1.46832	1.384	1.371	1.364	1.358	1.355	1.357	1.356						
System ACS demand (GW)	1.562	1.515632	1.41	1.5158	1.5549	1.3527	1.342	1.33	1.323	1.317	1.314	1.316	1.315						
Transmission losses at system maximum demand (GW)	0.08	0.17	0.114204070995201	0.053936729	0.02418456096	0.12	0.127	0.142	0.207	0.259	0.354	0.312	0.339						
Units transmitted to Grid Supply Points (TWh)	5.866698551	5.670381	5.468	5.48807472812144	5.165	4.7697	4.936	4.889	4.864	4.843	4.832	4.839	4.836						
Units of transmission losses - (TWh)	0.38	0.67	0.6263	0.272277602	0.2532	0.354	0.33	0.37	0.54	0.68	0.93	0.89	1.34						
Measured system summer minimum demand (GW)		0.5131	0.528	0.571278141593933	0.567	0.5271	0.545	0.542	0.539	0.536	0.534	0.532	0.53						
Winter peak measured maximum MVAr utilisation (MVAr)		86	182.67	138.74	140.99	194.6	164.28	223.48	223.48	223.48	319.68	415.88	415.88						
Summer minimum measured maximum MVAr utilisation (MVAr)		83.9	32.35	23.14	89.15	57.27	73.64	89.04	89.04	89.04	106.37	123.69	123.69						
Generation																			
Total directly connected generation (GW)	3.18	3.18	3.298	3.77	4.00231	4.43005	4.8165	4.9465	5.93	7.2522	7.2522	8.0522	8.0522						
Total directly connected wind generation (GW)	0.598	0.598	0.804	1.27	1.4942	2.26965	2.5992	2.7292	3.7127	5.0349	5.0349	5.8349	5.8349						
Total embedded generation (GW)	2.301	2.431	2.672	2.839459	2.8991	3.002136	3.0564	3.0898	3.1398	3.2265	3.2265	3.2265	3.2265						
Total embedded generation from Intermittent Sources (Solar and Wind) (GW)	1.3009	1.415679	1.613679	1.712149	1.762199	1.858561	1.9128	2.0395	2.0895	2.1762	2.1762	2.1762	2.1762						
Supply																			
Total directly connected demand - TO (GW)	1.5185	1.5144	1.442	1.4972	1.5645	1.44891	1.3506	1.3376	1.3306	1.3246	1.3216	1.3236	1.3226						
Total directly connected customers - Non-TO (GW)	0.006114	0.006632	0.091	0.037460645675659	0.0397	0.01941	0.0334	0.0334	0.0334	0.0334	0.0334	0.0334	0.0334						
System Utilisation																			
Transmission system utilisation based on ACS intact flow - (MW.km)																			
Transfer to/from External Systems																			
Maximum power export to SPTL (GW)	2.08	1.35	2.3810675	2.08499	2.66428	3.34	3.18	3.18	3.29	3.29	4	3.8	3.8						
Maximum power import from SPTL (GW)	1.18	0.85	1.00897	1.00043	1.00847	0.67	0.95	0.95	0.95	0.95	0.95	0.95	0.95						
Maximum power export to Norway (NorthConnect) (GW)	0	0	0	0	0	0	0	0	0	0	0	1400	1400						
Maximum power import from Norway (NorthConnect) (GW)	0	0	0	0	0	0	0	0	0	0	0	1400	1400						
Maximum power export to 0 (GW)																			
Maximum power import from 0 (GW)																			
Maximum power export to 0 (GW)																			
Maximum power import from 0 (GW)																			
Maximum power export to 0 (GW)																			
Maximum power import from 0 (GW)																			

Maximum power export to 0 (GW)	
Maximum power import from 0 (GW)	
Maximum power export to 0 (GW)	
Maximum power import from 0 (GW)	

Linked external systems (name)	
1	SPTL
2	orway (NorthConnect)
3	0
4	0
5	0
6	0
7	0

RIIO-T2 Business Plan Data Template
Scottish Hydro Electric Transmission

RPDT - Workbook
Version 1.0 - Submitted on 09 Dec 2019

Sheet: A7 Asset Movements 2014
Price Base: 2018/19

Asset Class	Name	Voltage	Units	Opening Balance £	Data Cleansing £	Additions: Load Related: Local Enabling (Entry) #	Additions: Load Related: Local Enabling (Exit) #	Additions: Load Related: Wider Works #	Additions: Load Related: LRE - sole-use Local Enabling (Exit - Sole Use) #	Additions: Load Related: LRE - sole-use Local Enabling (Entry - Sole Use) #	Additions: Load Related: TSS Infrastructure #	Additions: Non-Load: Replacement #	Additions: Non-Load: Decommissioning #	Additions: Non-Load: Non-Load - Other #	Additions: Other: Other #	Additions: Network Operating Costs: Faults #	Disposals: Load Related: Local Enabling (Entry) #	Disposals: Load Related: Local Enabling (Exit) #	Disposals: Load Related: Wider Works #	Disposals: Load Related: LRE - sole-use Local Enabling (Exit - Sole Use) #	Disposals: Load Related: LRE - sole-use Local Enabling (Entry - Sole Use) #	Disposals: Load Related: TSS Infrastructure #	Disposals: Non-Load: Replacement #	Disposals: Non-Load: Decommissioning #	Disposals: Non-Load: Non-Load - Other #	Disposals: Other: Other #	Disposals: Network Operating Costs: Faults #	Total Asset Movements: Load Related: Local Enabling (Entry) #	Total Asset Movements: Load Related: Local Enabling (Exit) #	Total Asset Movements: Load Related: Wider Works #	Total Asset Movements: Load Related: LRE - sole-use Local Enabling (Exit - Sole Use) #	Total Asset Movements: Load Related: LRE - sole-use Local Enabling (Entry - Sole Use) #	Total Asset Movements: Load Related: TSS Infrastructure #	Total Asset Movements: Non-Load: Replacement #	Total Asset Movements: Non-Load: Decommissioning #	Total Asset Movements: Non-Load: Non-Load - Other #	Total Asset Movements: Other: Other #	Total Asset Movements: Network Operating Costs: Faults #
Cable	6.6/11kV UG Cable	HV	km																									-	-	-	-	-	-	-	-	-	-
Circuit Breaker	6.6/11kV CB (GM) Primary	HV	Each	21.00																								-	-	-	-	-	-	-	-	-	-
Circuit Breaker	6.6/11kV Switch	HV	Each	-																								-	-	-	-	-	-	-	-	-	-
Cable	33kV UG Cable (Gas)	33	km	-																								-	-	-	-	-	-	-	-	-	-
Cable	33kV UG Cable (Non Pressurised)	33	km	-																								-	-	-	-	-	-	-	-	-	-
Cable	33kV UG Cable (Oil)	33	km	-																								-	-	-	-	-	-	-	-	-	-
Circuit Breaker	33kV CB (Air Insulated Busbars) (EE/	33	Each	14.00																								-	-	-	-	-	-	-	-	-	-
Circuit Breaker	33kV CB (Air Insulated Busbars) (OD/	33	Each	21.00						1.00										1.00								-	-	-	-	-	-	-	-	-	-
Circuit Breaker	33kV CB (Gas Insulated Busbars) (ID/	33	Each	102.00				3.00		4.00																		-	-	3.0	-	4.0	-	-	-	-	-
Circuit Breaker	33kV CB (Gas Insulated Busbars) (OD/	33	Each	-																								-	-	-	-	-	-	-	-	-	-
Circuit Breaker	33kV Switch (GM)	33	Each	-																								-	-	-	-	-	-	-	-	-	-
Circuit Breaker	33kV Switchgear - Other	33	Each	-																								-	-	-	-	-	-	-	-	-	-
Earth Wire	33kV OHL (Tower Line) Earth Wire	33	km	-																								-	-	-	-	-	-	-	-	-	-
Earth Wire Fittings	33kV Earth Wire Fittings	33	Per Set	-																								-	-	-	-	-	-	-	-	-	-
Overhead Pole Line	33kV OHL (Pole Line) Conductor	33	km	-																								-	-	-	-	-	-	-	-	-	-
Overhead Pole Line	33kV Pole	33	Each	-																								-	-	-	-	-	-	-	-	-	-
Overhead Line Fittings	33kV Fittings	33	Each	-																								-	-	-	-	-	-	-	-	-	-
Overhead Tower Line	33kV Tower	33	Each	-																								-	-	-	-	-	-	-	-	-	-
Overhead Tower Line	33kV OHL (Tower Line) Conductor	33	km	-																								-	-	-	-	-	-	-	-	-	-
Cable	132kV Sub Cable	132	km	-																								-	-	-	-	-	-	-	-	-	-
Cable	132kV UG Cable (Gas)	132	km	20.20																								-	-	-	-	-	-	-	-	-	-
Cable	132kV UG Cable (Non Pressurised)	132	km	52.33				1.25																				-	-	1.2	-	-	-	-	-	-	-
Cable	132kV UG Cable (Oil)	132	km	20.87																								-	-	-	-	-	-	-	-	-	-
Circuit Breaker	132kV CB (Air Insulated Busbars) (ID/	132	Each	14.00																								-	-	-	-	-	-	-	-	-	-
Circuit Breaker	132kV CB (Air Insulated Busbars) (OD/	132	Each	201.00	16.00		6.00	9.00	1.00	1.00				1.00			- 3.00	1.00	4.00						7.00			- 3.0	5.0	5.0	1.0	1.0	-	1.0	7.0	-	-
Circuit Breaker	132kV CB (Gas Insulated Busbars) (I	132	Each	8.00										7.00														-	-	-	-	-	-	7.0	-	-	-
Circuit Breaker	132kV CB (Gas Insulated Busbars) (O	132	Each	-																								-	-	-	-	-	-	-	-	-	-
Circuit Breaker	132kV Switchgear - Other	132	Each	-																								-	-	-	-	-	-	-	-	-	-
Earth Wire	132kV OHL (Tower Line) Earth Wire	132	km	-																								-	-	-	-	-	-	-	-	-	-
Earth Wire Fittings	132kV Earth Wire Fittings	132	Per Set	-																								-	-	-	-	-	-	-	-	-	-
FACTS	132kV FACTS Equipment	132	Per Installation	2.00																								-	-	-	-	-	-	-	-	-	-
Overhead Pole Line	132kV OHL (Pole Line) Conductor	132	km	254.40																								-	-	-	-	-	-	-	-	-	-
Overhead Pole Line	132kV Pole	132	Each	2,307.00																								-	-	-	-	-	-	-	-	-	-
Overhead Line Fittings	132kV Fittings	132	Each	13,474.00										261.00					316.00						261.00			-	-	316.0	-	-	-	261.0	261.0	-	-
Overhead Tower Line	132kV Tower	132	Each	6,155.00										60.00					158.00						60.00			-	-	158.0	-	-	-	60.0	60.0	-	-
Overhead Tower Line	132kV OHL (Tower Line) Conductor	132	km	2,911.65										3.00					84.40						3.00			-	-	84.4	-	-	-	3.0	3.0	-	-
Reactor	132kV Reactor	132	Each	1.00																								-	-	-	-	-	-	-	-	-	-
Transformer	132kV Transformer	132	Each	158.00					1.00	3.00										2.00	1.00							-	-	-	1.0	2.0	-	-	-	-	-
Cable	275kV Sub Cable	275	km																									-	-	-	-	-	-	-	-	-	-
Cable	275kV UG Cable (Gas)	275	km																									-	-	0.5	-	-	-	-	-	-	-
Cable	275kV UG Cable (Non Pressurised)	275	km	3.16				0.50																				-	-	-	-	-	-	-	-	-	-
Cable	275kV UG Cable (Oil)	275	km	1.08																								-	-	-	-	-	-	-	-	-	-
Circuit Breaker	275kV CB (Air Insulated Busbars) (ID/	275	Each	13.00																								-	-	-	-	-	-	-	-	-	-
Circuit Breaker	275kV CB (Air Insulated Busbars) (OD/	275	Each	64.00		2.00		11.00	1.00			1.00							1.00					1.00				2.0	-	10.0	1.0	-	-	1.0	1.0	-	-
Circuit Breaker	275kV CB (Gas Insulated Busbars) (I	275	Each	6.00																								-	-	-	-	-	-	-	-	-	-
Circuit Breaker	275kV CB (Gas Insulated Busbars) (O	275	Each	-																								-	-	-	-	-	-	-	-	-	-
Circuit Breaker	275kV Switchgear - Other	275	Each	-																								-	-	-	-	-	-	-	-	-	-
Earth Wire	275kV OHL (Tower Line) Earth Wire	275	km	-																								-	-	-	-	-	-	-	-	-	-
Earth Wire Fittings	275kV Earth Wire Fittings	275	Per Set	-																								-	-	-	-	-	-	-	-	-	-
FACTS	275kV FACTS Equipment	275	Per Installation	1.00				1.00																				-	-	1.0	-	-	-	-	-	-	-
Overhead Pole Line	275kV OHL (Pole Line) Conductor	275	km	-																								-	-	-	-	-	-	-	-	-	-
Overhead Pole Line	275kV Pole	275	Each	-																								-	-	-	-	-	-	-	-	-	-
Overhead Line Fittings	275kV Fittings	275	Each	5,116.00				136.00																				-	-	136.0	-	-	-	-	-	-	-
Overhead Tower Line	275kV Tower	275	Each	2,559.00				4.00																				-	-	4.0	-	-	-	-	-	-	-
Overhead Tower Line	275kV OHL (Tower Line) Conductor	275	km	1,649.20				49.60																				-	-	49.6	-	-	-	-	-	-	-
Reactor	275kV Reactor	275	Each	4.00				2.00																				-	-	2.0	-	-	-	-	-	-	-
Transformer	275kV Transformer	275	Each	26.00		1.00		3.00	1.00																			1.0	-	3.0	1.0	-	-	-	-	-	-
Cable	400kV Sub Cable	400	km																									-	-	-	-	-	-	-	-	-	-
Cable	400kV UG Cable (Gas)	400	km	-																								-	-	-	-	-	-	-	-	-	-
Cable	400kV UG Cable (Non Pressurised)	400	km	-																								-	-	-	-	-	-	-	-	-	-
Cable	400kV UG Cable (Oil)	400	km	-																								-	-	-	-	-	-	-	-	-	-
Circuit Breaker	400kV CB (Air Insulated Busbars) (ID/	400	Each	-																								-	-	4.0	-	-	-	-	-	-	-
Circuit Breaker	400kV CB (Air Insulated Busbars) (OD/	400	Each	-				4.00																				-	-	-	-	-	-	-	-	-	-
Circuit Breaker	400kV CB (Gas Insulated Busbars) (I	400	Each	-																								-	-	-	-	-	-	-	-	-	-
Circuit Breaker	400kV CB (Gas Insulated Busbars) (O	400	Each	-																								-	-	-	-	-	-	-	-	-	-
Circuit Breaker	400kV Switchgear - Other	400	Each	-																								-	-	-	-	-	-	-	-	-	-
Earth Wire	400kV OHL (Tower Line) Earth Wire	400	km	-																								-	-	-	-	-	-	-	-	-	-
Earth Wire Fittings	400kV Earth Wire Fittings	400	Per Set	-																								-	-	-	-	-	-	-	-	-	-
FACTS	400kV FACTS Equipment	400	Per Installation	-																								-	-	-	-	-	-	-	-	-	-
Overhead Pole Line	400kV OHL (Pole Line) Conductor	400	km	-																								-	-	-	-	-	-	-	-	-	-
Overhead Pole Line	400kV Pole	400	Each	-																								-	-	-	-	-	-	-	-	-	-
Overhead Line Fittings	400kV Fittings	400	Each	-				134.00																				-	-	134.0	-	-	-	-	-	-	-
Overhead Tower Line	400kV OHL (Tower Line) Conductor	400	km	-				134.00																				-	-	134.0	-	-	-	-	-	-	-
Overhead Tower Line	400kV Tower	400	Each	-				48.60																				-	-	48.6	-	-	-	-	-	-	-
Reactor	400kV Reactor	400	Each	-				3.00																				-	-	3.0	-	-	-	-	-	-	-
Transformer	400kV Transformer	400	Each	-				3.00																				-	-	3.0	-	-	-	-	-	-	-
HVDC	Converter Transformer	HVDC	Per Installation	-																								-	-	-	-	-	-	-	-	-	-
HVDC	HVDC	HVDC	Other	-																								-	-	-	-	-	-	-	-	-	-
HVDC	HVDC Equipment	HVDC	Other	-																								-	-	-	-	-	-	-	-	-	-
HVDC	HVDC Cable	HVDC	Other	-																								-	-	-	-	-	-	-	-	-	-
HVDC	HVDC Subsea Cable	HVDC	Other	-																								-	-	-	-	-	-	-	-	-	-
HVDC	HVDC Overhead Conductor	HVDC	Other	-																								-	-	-	-	-	-	-	-	-	-
Protection	Protection Schemes	Other	Individual Schemes	-																								-	-	-	-	-	-	-	-	-	-
Protection	Pilot Wire Overhead	Other	km	-																								-	-	-	-	-	-	-	-	-	-
Protection	Pilot Wire Underground	Other	km	-																								-	-	-	-	-	-	-	-	-	-
Protection	Multicore Cable	Other	km	-																								-	-	-	-	-	-	-	-	-	-
Cable Bridge	Cable Bridge	Bridge	Each	-																								-	-	-	-	-	-	-	-	-	-
Cable Tunnel	Cable Tunnel	Tunnel	km	-																								-	-	-	-	-	-	-	-	-	-
Batteries	Batteries at 132kV Substations	Batteries	Each	-																								-	-	-	-	-	-	-	-	-	-
Batteries	Batteries at 275kV Substations	Batteries	Each	-																								-	-	-	-	-	-	-	-	-	-
Batteries	Batteries at 400kV Substations	Batteries	Each	-																								-	-	-	-	-	-	-	-	-	-
Protection - Memo	11kV VT	Other	Each	-																								-	-	-	-	-	-	-	-	-	-
Protection - Memo	33kV VT	Other	Each	-																								-	-	-	-	-	-	-	-	-	-
Protection - Memo	132kV VT	Other	Each	-																								-	-	-	-	-	-	-	-	-	-
Protection - Memo	132kV CT	Other	Each	-																								-	-	-	-	-	-	-	-	-	-
Protection - Memo	275kV VT	Other	Each	-																								-	-	-	-	-	-	-	-	-	-
Protection - Memo	275kV CT	Other	Each	-																								-	-	-	-	-	-	-	-	-	-
Protection - Memo	400kV VT	Other	Each	-																								-	-	-	-	-	-	-	-	-	-
Protection - Memo	400kV CT	Other	Each	-																								-	-	-	-	-	-	-	-	-	-

Total Asset Register Closing Balance
£
21.0
-
-
-
-
14.0
21.0
109.0
-
-
-
-
-
-
-
-
-
-
20.2
53.6
20.9
14.0
188.0
15.0
-
-
-
-
2.0
254.4
2307.0
13158.0
5997.0
2927.3
1.0
159.0
-
-
3.7
1.1
13.0
77.0
6.0
-
-
-
2.0
-
-
5252.0
2594.0
1698.8
8.0
31.0
-
-
-
-
4.0
-
-
-
-
-
-
-
134.0
134.0
48.6
3.0
3.0
-
-
-
-
-
-
-
-
-
-
-
-
-
-
-
-
-
-
-
-

RIIO-T2 Business Plan Data Template
Scottish Hydro Electric Transmission

RPDT: Workbook
Version 1.0 - Submitted on 09 Dec 2019

Sheet: A7 Asset Movements 2015

Price Base: 2018/19

Asset Class	Name	Voltage	Units	Opening Balance	Data Cleansing	Additions									Disposals									Total Asset Movements									Closing Balance
						Load Related					Non-Load			Other	Network Operating Costs	Load Related					Non-Load			Other	Network Operating Costs	Load Related					Non-Load			Other	Network Operating Costs	
						Local Enabling (Entry)	Local Enabling (Exit)	Wider Works	LRE - sole-use Local Enabling (Exit - Sole Use)	LRE - sole-use Local Enabling (Entry - Sole Use)	TSS Infrastructure	Replacement	Decommissioning	Non-Load - Other	Other	Faults	Local Enabling (Entry)	Local Enabling (Exit)	Wider Works	LRE - sole-use Local Enabling (Exit - Sole Use)	LRE - sole-use Local Enabling (Entry - Sole Use)	TSS Infrastructure	Replacement	Decommissioning	Non-Load - Other	Other	Faults	Local Enabling (Entry)	Local Enabling (Exit)	Wider Works	LRE - sole-use Local Enabling (Exit - Sole Use)	LRE - sole-use Local Enabling (Entry - Sole Use)	TSS Infrastructure	Replacement	Decommissioning	Non-Load - Other	Other	Faults	
				#	#	#	#	#	#	#	#	#	#	#	#	#	#	#	#	#	#	#	#	#	#	#	#	#	#	#	#	#	#	#	#	#	#
Cable	6.6/11kV UG Cable	HV	km	-																							-	-	-	-	-	-	-	-	-	-	-
Circuit Breaker	6.6/11kV CB (OM) Primary	HV	Each	21.0																							-	-	-	-	-	-	-	-	-	-	21.0
Circuit Breaker	6.6/11kV Switch	HV	Each	-																							-	-	-	-	-	-	-	-	-	-	-
Cable	33kV UG Cable (Gas)	33	km	-																							-	-	-	-	-	-	-	-	-	-	-
Cable	33kV UG Cable (Non Pressurised)	33	km	-																							-	-	-	-	-	-	-	-	-	-	-
Cable	33kV UG Cable (Oil)	33	km	-																							-	-	-	-	-	-	-	-	-	-	-
Circuit Breaker	33kV CB (Air Insulated Busbars) (ID)	33	Each	14.0																							-	-	-	-	-	-	-	-	-	-	14.0
Circuit Breaker	33kV CB (Air Insulated Busbars) (OD)	33	Each	21.0																							-	-	-	-	-	-	-	-	-	-	21.0
Circuit Breaker	33kV CB (Gas Insulated Busbars) (ID	33	Each	109.0	17.00			3.00	12.00																		-	-	3.0	12.0	-	-	-	-	-	-	107.0
Circuit Breaker	33kV CB (Gas Insulated Busbars) (OD	33	Each	-																							-	-	-	-	-	-	-	-	-	-	-
Circuit Breaker	33kV Switch (GM)	33	Each	-																							-	-	-	-	-	-	-	-	-	-	-
Circuit Breaker	33kV Switchgear - Other	33	Each	-																							-	-	-	-	-	-	-	-	-	-	-
Earth Wire	33kV OHL (Tower Line) Earth Wire	33	km	-																							-	-	-	-	-	-	-	-	-	-	-
Earth Wire Fittings	33kV Earth Wire Fittings	33	Per Set	-																							-	-	-	-	-	-	-	-	-	-	-
Overhead Pole Line	33kV OHL (Pole Line) Conductor	33	km	-																							-	-	-	-	-	-	-	-	-	-	-
Overhead Pole Line	33kV Pole	33	Each	-																							-	-	-	-	-	-	-	-	-	-	-
Overhead Line Fittings	33kV Fittings	33	Each	-																							-	-	-	-	-	-	-	-	-	-	-
Overhead Tower Line	33kV Tower	33	Each	-																							-	-	-	-	-	-	-	-	-	-	-
Overhead Tower Line	33kV OHL (Tower Line) Conductor	33	km	-																							-	-	-	-	-	-	-	-	-	-	-
Cable	132kV Sub Cable	132	km	-																							-	-	-	-	-	-	-	-	-	-	-
Cable	132kV UG Cable (Gas)	132	km	20.2																							-	-	-	-	-	-	7.4	-	-	-	12.8
Cable	132kV UG Cable (Non Pressurised)	132	km	53.6				5.60				9.30															-	-	-	5.6	-	-	9.3	-	-	-	68.5
Cable	132kV UG Cable (Oil)	132	km	20.9																							-	-	-	-	-	-	-	-	-	-	20.9
Circuit Breaker	132kV CB (Air Insulated Busbars) (ID	132	Each	14.0																							-	-	-	-	-	-	-	-	-	-	14.0
Circuit Breaker	132kV CB (Air Insulated Busbars) (OD	132	Each	188.0			3.00	1.00																			3.0	1.0	-	-	-	-	-	-	-	-	192.0
Circuit Breaker	132kV CB (Gas Insulated Busbars) (I	132	Each	15.0																							-	-	-	-	-	-	-	-	-	-	15.0
Circuit Breaker	132kV CB (Gas Insulated Busbars) (O	132	Each	-																							-	-	-	-	-	-	-	-	-	-	-
Circuit Breaker	132kV Switchgear - Other	132	Each	-																							-	-	-	-	-	-	-	-	-	-	-
Earth Wire	132kV OHL (Tower Line) Earth Wire	132	km	-																							-	-	-	-	-	-	-	-	-	-	-
Earth Wire Fittings	132kV Earth Wire Fittings	132	Per Set	-																							-	-	-	-	-	-	-	-	-	-	-
FACTS	132kV FACTS Equipment	132	Per Installation	2.0																							-	-	-	-	-	-	-	-	-	-	2.0
Overhead Pole Line	132kV OHL (Pole Line) Conductor	132	km	254.4																							-	-	-	-	-	-	-	-	-	-	254.4
Overhead Pole Line	132kV Pole	132	Each	2107.0	104.00																						-	-	-	-	-	-	-	-	-	-	2411.0
Overhead Line Fittings	132kV Fittings	132	Each	13158.0	301.00		127.00		60.00			15.00					-	664.00			15.00						127.0	-	604.0	-	-	-	15.0	15.0	-	-	12380.0
Overhead Tower Line	132kV Tower	132	Each	5997.0	72.00				60.00								-	51.00									-	-	9.0	-	-	-	-	-	-	-	5934.0
Overhead Tower Line	132kV OHL (Tower Line) Conductor	132	km	2927.3	63.10		37.80		16.30			3.70					-	186.10			3.70						37.8	-	169.8	-	-	-	3.7	3.7	-	-	2632.2
Reactor	132kV Reactor	132	Each	1.0																							-	-	-	-	-	-	-	-	-	-	1.0
Transformer	132kV Transformer	132	Each	159.0						8.00		5.00			5.00						5.00						-	-	-	3.0	-	-	5.0	5.0	-	-	162.0
Cable	275kV Sub Cable	275	km	-																							-	-	-	-	-	-	-	-	-	-	-
Cable	275kV UG Cable (Gas)	275	km	-																							-	-	-	-	-	-	-	-	-	-	-
Cable	275kV UG Cable (Non Pressurised)	275	km	3.7																							-	-	-	-	-	-	-	-	-	-	3.7
Cable	275kV UG Cable (Oil)	275	km	1.1																							-	-	-	-	-	-	-	-	-	-	1.1
Circuit Breaker	275kV CB (Air Insulated Busbars) (ID	275	Each	13.0																							-	-	-	-	-	-	-	-	-	-	13.0
Circuit Breaker	275kV CB (Air Insulated Busbars) (OD	275	Each	77.0	1.00		2.00		6.00																		2.0	-	6.0	-	-	-	-	-	-	-	84.0
Circuit Breaker	275kV CB (Gas Insulated Busbars) (I	275	Each	6.0																							-	-	-	-	-	-	-	-	-	-	6.0
Circuit Breaker	275kV CB (Gas Insulated Busbars) (O	275	Each	-																							-	-	-	-	-	-	-	-	-	-	-
Circuit Breaker	275kV Switchgear - Other	275	Each	-																							-	-	-	-	-	-	-	-	-	-	-
Earth Wire	275kV OHL (Tower Line) Earth Wire	275	km	-																							-	-	-	-	-	-	-	-	-	-	-
Earth Wire Fittings	275kV Earth Wire Fittings	275	Per Set	-																							-	-	-	-	-	-	-	-	-	-	-
FACTS	275kV FACTS Equipment	275	Per Installation	2.0																							-	-	-	-	-	-	-	-	-	-	2.0
Overhead Pole Line	275kV OHL (Pole Line) Conductor	275	km	-																							-	-	-	-	-	-	-	-	-	-	-
Overhead Pole Line	275kV Pole	275	Each	-																							-	-	-	-	-	-	-	-	-	-	-
Overhead Line Fittings	275kV Fittings	275	Each	5252.0				218.00																			-	-	218.0	-	-	-	-	-	-	-	5470.0
Overhead Tower Line	275kV Tower	275	Each	2554.0																							-	-	-	-	-	-	-	-	-	-	2554.0
Overhead Tower Line	275kV OHL (Tower Line) Conductor	275	km	1698.8				297.20									-	220.00									-	-	77.2	-	-	-	-	-	-	-	1776.0
Reactor	275kV Reactor	275	Each	8.0																							-	-	-	-	-	-	-	-	-	-	8.0
Transformer	275kV Transformer	275	Each	31.0	2.00		1.00		4.00	1.00																	1.0	-	4.0	1.0	-	-	-	-	-	-	39.0
Cable	400kV Sub Cable	400	km	-																							-	-	-	-	-	-	-	-	-	-	-
Cable	400kV UG Cable (Gas)	400	km	-																							-	-	-	-	-	-	-	-	-	-	-
Cable	400kV UG Cable (Non Pressurised)	400	km	-																							-	-	-	-	-	-	-	-	-	-	-
Cable	400kV UG Cable (Oil)	400	km	-																							-	-	-	-	-	-	-	-	-	-	-
Circuit Breaker	400kV CB (Air Insulated Busbars) (ID	400	Each	-																							-	-	-	-	-	-	-	-	-	-	-
Circuit Breaker	400kV CB (Air Insulated Busbars) (OD	400	Each	4.0																							-	-	-	-	-	-	-	-	-	-	4.0
Circuit Breaker	400kV CB (Gas Insulated Busbars) (I	400	Each	-																							-	-	-	-	-	-	-	-	-	-	-
Circuit Breaker	400kV CB (Gas Insulated Busbars) (O	400	Each	-																							-	-	-	-	-	-	-	-	-	-	-
Circuit Breaker	400kV Switchgear - Other	400	Each	-																							-	-	-	-	-	-	-	-	-	-	-
Earth Wire	400kV OHL (Tower Line) Earth Wire	400	km	-																							-	-	-	-	-	-	-	-	-	-	-
Earth Wire Fittings	400kV Earth Wire Fittings	400	Per Set	-																							-	-	-	-	-	-	-	-	-	-	-
FACTS	400kV FACTS Equipment	400	Per Installation	-																							-	-	-	-	-	-	-	-	-	-	-
Overhead Pole Line	400kV OHL (Pole Line) Conductor	400	km	-																							-	-	-	-	-	-	-	-	-	-	-
Overhead Pole Line	400kV Pole	400	Each	-																							-	-	-	-	-	-	-	-	-	-	-
Overhead Line Fittings	400kV Fittings	400	Each	134.0				218.00																			-	-	218.0	-	-	-	-	-	-	-	352.0
Overhead Tower Line	400kV Tower	400	Each	134.0				218.00																			-	-	218.0	-	-	-	-	-	-	-	352.0
Overhead Tower Line	400kV OHL (Tower Line) Conductor	400	km	48.6				77.20																			-	-	77.2	-	-	-	-	-	-	-	125.8
Reactor	400kV Reactor	400	Each	3.0																							-	-	-	-	-	-	-	-	-	-	3.0
Transformer	400kV Transformer	400	Each	3.0																							-	-	-	-	-	-	-	-	-	-	3.0
HVDC	Converter Transformer	HVDC	Per Installation	-																							-	-	-	-	-	-	-	-	-	-	-
HVDC	HVDC	HVDC	Other	-																							-	-	-	-	-	-	-	-	-	-	-
HVDC	HVDC Equipment	HVDC	Other	-																							-	-	-	-	-	-	-	-	-	-	-
HVDC	HVDC Cable	HVDC	Other	-																							-	-	-	-	-	-	-	-	-	-	-
HVDC	HVDC Subsea Cable	HVDC	Other	-																							-	-	-	-	-	-	-	-	-	-	-
HVDC	HVDC Overhead Conductor	HVDC	Other	-																							-	-	-	-	-	-	-	-	-	-	-
Protection	Protection Schemes	Other	Indoor Schemes	-																							-	-	-	-	-	-	-	-	-	-	-
Protection	Pilot Wire Overhead	Other	km	-																							-	-	-	-	-	-	-	-	-	-	-
Protection	Pilot Wire Underground	Other	km	-																							-	-	-	-	-	-	-	-	-	-	-
Protection	Multicore Cable	Other	km	-																							-	-	-	-	-	-	-	-	-	-	-
Cable Bridge	Cable Bridge	Bridge	Each	-																							-	-	-	-	-	-	-	-	-	-	-
Cable Tunnel	Cable Tunnel	Tunnel	km	-																							-	-	-	-	-	-	-	-	-	-	-
Batteries	Batteries at 132kV Substations	Batteries	Each	-																							-	-	-	-	-	-	-	-	-	-	-
Batteries	Batteries at 275kV Substations	Batteries	Each	-																							-	-	-	-	-	-	-	-	-	-	-
Batteries	Batteries at 400kV Substations	Batteries	Each	-																							-	-	-	-	-	-	-	-	-	-	-
Protection - Memo	11kV VT	Other	Each	-																							-	-	-	-	-	-	-	-	-	-	-
Protection - Memo	33kV VT	Other	Each	-																							-	-	-	-	-	-	-	-	-	-	-
Protection - Memo	132kV VT	Other	Each	-																							-	-	-	-	-	-	-	-	-	-	-
Protection - Memo	132kV CT	Other	Each	-																							-	-	-	-	-	-	-	-	-	-	-
Protection - Memo	275kV VT	Other	Each	-																							-	-	-	-	-	-	-	-	-	-	-
Protection - Memo	275kV CT	Other	Each	-																							-	-	-	-	-	-	-	-	-	-	-
Protection - Memo	400kV VT	Other	Each	-																							-	-	-	-	-	-	-	-	-	-	-
Protection - Memo	400kV CT	Other	Each	-																							-	-	-	-	-	-	-	-	-	-	-

RIIO-T2 Business Plan Data Template
Scottish Hydro Electric Transmission

RPDT - Workbook
Version 1.0 - Submitted on 09 Dec 2019

Sheet: A7 Asset Movements 2016
Price Base: 2018/19

Asset Class	Name	Voltage	Units	Opening Balance	Data Cleansing	Additions										Disposals										Total Asset Movements									
						Load Related						Non-Load			Other	Network Operating Costs	Load Related						Non-Load			Other	Network Operating Costs	Load Related						Non-Load			Other	Network Operating Costs
						Local Enabling (Entry)	Local Enabling (Exit)	Wider Works	LRE - sole-use Local Enabling (Exit - Sole Use)	LRE - sole-use Local Enabling (Entry - Sole Use)	TSS Infrastructure	Replacement	Decommissioning	Non-Load - Other	Other	Faults	Local Enabling (Entry)	Local Enabling (Exit)	Wider Works	LRE - sole-use Local Enabling (Exit - Sole Use)	LRE - sole-use Local Enabling (Entry - Sole Use)	TSS Infrastructure	Replacement	Decommissioning	Non-Load - Other	Other	Faults	Local Enabling (Entry)	Local Enabling (Exit)	Wider Works	LRE - sole-use Local Enabling (Exit - Sole Use)	LRE - sole-use Local Enabling (Entry - Sole Use)	TSS Infrastructure	Replacement	Decommissioning	Non-Load - Other	Other	Faults
				#	#	#	#	#	#	#	#	#	#	#	#	#	#	#	#	#	#	#	#	#	#	#	#	#	#	#	#	#	#	#	#	#
Cable		HV	km																									-	-	-	-	-	-	-	-	-	-
Circuit Breaker	6.6/11kV CB (GM) Primary	HV	Each	21.0																								-	-	-	-	-	-	-	-	-	-
Circuit Breaker	6.6/11kV Switch	HV	Each	-																								-	-	-	-	-	-	-	-	-	-
Cable	33kV UG Cable (Gas)	33	km	-																								-	-	-	-	-	-	-	-	-	-
Cable	33kV UG Cable (Non Pressurised)	33	km	-																								-	-	-	-	-	-	-	-	-	-
Cable	33kV UG Cable (Oil)	33	km	-																								-	-	-	-	-	-	-	-	-	-
Circuit Breaker	33kV CB (Air Insulated Busbars) (EE/	33	Each	14.0																								-	-	-	-	-	-	-	-	-	-
Circuit Breaker	33kV CB (Air Insulated Busbars) (OD/	33	Each	21.0				3.00				1.00							2.00				1.00					-	-	3.0	2.0	-	-	1.0	1.0	-	-	-
Circuit Breaker	33kV CB (Gas Insulated Busbars) (ID/	33	Each	107.0	8.00				2.00	3.00					1.00													-	-	-	2.0	3.0	-	-	-	1.0	-
Circuit Breaker	33kV CB (Gas Insulated Busbars) (OC	33	Each	-																								-	-	-	-	-	-	-	-	-	-
Circuit Breaker	33kV Switch (GM)	33	Each	-																								-	-	-	-	-	-	-	-	-	-
Circuit Breaker	33kV Switchgear - Other	33	Each	-																								-	-	-	-	-	-	-	-	-	-
Earth Wire	33kV OHL (Tower Line) Earth Wire	33	km	-																								-	-	-	-	-	-	-	-	-	-
Earth Wire Fittings	33kV Earth Wire Fittings	33	Per Set	-																								-	-	-	-	-	-	-	-	-	-
Overhead Pole Line	33kV OHL (Pole Line) Conductor	33	km	-																								-	-	-	-	-	-	-	-	-	-
Overhead Pole Line	33kV Pole	33	Each	-																								-	-	-	-	-	-	-	-	-	-
Overhead Line Fittings	33kV Fittings	33	Each	-																								-	-	-	-	-	-	-	-	-	-
Overhead Tower Line	33kV Tower	33	Each	-																								-	-	-	-	-	-	-	-	-	-
Overhead Tower Line	33kV OHL (Tower Line) Conductor	33	km	-																								-	-	-	-	-	-	-	-	-	-
Cable	132kV Sub Cable	132	km	-																								-	-	-	-	-	-	-	-	-	-
Cable	132kV UG Cable (Gas)	132	km	12.8																								-	-	-	-	-	-	-	-	-	-
Cable	132kV UG Cable (Non Pressurised)	132	km	68.5	0.95	0.97		29.63						0.58														1.0	-	29.6	-	-	-	-	0.6	-	-
Cable	132kV UG Cable (Oil)	132	km	20.9																								-	-	-	-	-	-	-	-	-	-
Circuit Breaker	132kV CB (Air Insulated Busbars) (EE	132	Each	14.0																								-	-	-	-	-	-	-	-	-	-
Circuit Breaker	132kV CB (Air Insulated Busbars) (OD	132	Each	192.0	3.00	1.00		2.00						2.00								-	5.00					1.0	-	3.0	-	-	-	-	2.0	-	-
Circuit Breaker	132kV CB (Gas Insulated Busbars) (ID	132	Each	15.0		1.00		9.00																				1.0	-	9.0	-	-	-	-	-	-	-
Circuit Breaker	132kV CB (Gas Insulated Busbars) (OC	132	Each	-																								-	-	-	-	-	-	-	-	-	-
Circuit Breaker	132kV Switchgear - Other	132	Each	-																								-	-	-	-	-	-	-	-	-	-
Earth Wire	132kV OHL (Tower Line) Earth Wire	132	km	-																								-	-	-	-	-	-	-	-	-	-
Earth Wire Fittings	132kV Earth Wire Fittings	132	Per Set	-																								-	-	-	-	-	-	-	-	-	-
FACTS	132kV FACTS Equipment	132	Ner Installation	2.0																								-	-	-	-	-	-	-	-	-	-
Overhead Pole Line	132kV OHL (Pole Line) Conductor	132	km	254.4		12.00																						12.0	-	-	-	-	-	-	-	-	-
Overhead Pole Line	132kV Pole	132	Each	2411.0	24.00	136.00																						136.0	-	-	-	-	-	-	-	-	-
Overhead Line Fittings	132kV Fittings	132	Each	12380.0	72.00	136.00		272.00				634.00										-	912.00		634.00	-	1.00		136.0	-	640.0	-	-	-	634.0	634.0	1.0	-	-
Overhead Tower Line	132kV Tower	132	Each	5934.0	82.00			106.00														-	762.00				1.00		-	-	656.0	-	-	-	-	-	1.0	-	-
Overhead Tower Line	132kV OHL (Tower Line) Conductor	132	km	2632.2	18.80			26.20				28.90										-	184.80		28.90	-	0.40		-	-	156.6	-	-	-	28.9	28.9	0.4	-	-
Reactor	132kV Reactor	132	Each	1.0																								-	-	-	-	-	-	-	-	-	-
Transformer	132kV Transformer	132	Each	162.0				2.00		2.00		1.00											2.00		1.00			-	-	-	2.0	-	-	1.0	1.0	-	-	-
Cable	275kV Sub Cable	275	km	-				81.50																				-	-	81.5	-	-	-	-	-	-	-
Cable	275kV UG Cable (Gas)	275	km	-																								-	-	-	-	-	-	-	-	-	-
Cable	275kV UG Cable (Non Pressurised)	275	km	3.7	0.30			2.23																				-	-	2.2	-	-	-	-	-	-	-
Cable	275kV UG Cable (Oil)	275	km	1.1																								-	-	-	-	-	-	-	-	-	-
Circuit Breaker	275kV CB (Air Insulated Busbars) (EE	275	Each	13.0																								-	-	-	-	-	-	-	-	-	-
Circuit Breaker	275kV CB (Air Insulated Busbars) (OD	275	Each	84.0				3.00																				-	-	3.0	-	-	-	-	-	-	-
Circuit Breaker	275kV CB (Gas Insulated Busbars) (ID	275	Each	6.0																								-	-	-	-	-	-	-	-	-	-
Circuit Breaker	275kV CB (Gas Insulated Busbars) (OC	275	Each	-																								-	-	-	-	-	-	-	-	-	-
Circuit Breaker	275kV Switchgear - Other	275	Each	-																								-	-	-	-	-	-	-	-	-	-
Earth Wire	275kV OHL (Tower Line) Earth Wire	275	km	-																								-	-	-	-	-	-	-	-	-	-
Earth Wire Fittings	275kV Earth Wire Fittings	275	Per Set	-																								-	-	-	-	-	-	-	-	-	-
FACTS	275kV FACTS Equipment	275	Ner Installation	2.0																								-	-	-	-	-	-	-	-	-	-
Overhead Pole Line	275kV OHL (Pole Line) Conductor	275	km	-																								-	-	-	-	-	-	-	-	-	-
Overhead Pole Line	275kV Pole	275	Each	-																								-	-	-	-	-	-	-	-	-	-
Overhead Line Fittings	275kV Fittings	275	Each	5470.0	4.00			394.00														-	209.00						-	185.0	-	-	-	-	-	-	-
Overhead Tower Line	275kV Tower	275	Each	2554.0				4.00														-	1.00						-	3.0	-	-	-	-	-	-	-
Overhead Tower Line	275kV OHL (Tower Line) Conductor	275	km	1776.0	1.01			219.30														-	146.00						-	73.3	-	-	-	-	-	-	-
Reactor	275kv Reactor	275	Each	8.0				2.00																				-	-	2.0	-	-	-	-	-	-	-
Transformer	275kV Transformer	275	Each	39.0				2.00	2.00																			-	-	2.0	2.0	-	-	-	-	-	-
Cable	400kV Sub Cable	400	km	-																								-	-	-	-	-	-	-	-	-	-
Cable	400kV UG Cable (Gas)	400	km	-																								-	-	-	-	-	-	-	-	-	-
Cable	400kV UG Cable (Non Pressurised)	400	km	-																								-	-	-	-	-	-	-	-	-	-
Cable	400kV UG Cable (Oil)	400	km	-																								-	-	-	-	-	-	-	-	-	-
Circuit Breaker	400kV CB (Air Insulated Busbars) (ID	400	Each	-																								-	-	-	-	-	-	-	-	-	-
Circuit Breaker	400kV CB (Air Insulated Busbars) (OD	400	Each	4.0		1.00		1.00																				1.0	-	1.0	-	-	-	-	-	-	-
Circuit Breaker	400kV CB (Gas Insulated Busbars) (I	400	Each	-																								-	-	-	-	-	-	-	-	-	-
Circuit Breaker	400kV CB (Gas Insulated Busbars) (O	400	Each	-																								-	-	-	-	-	-	-	-	-	-
Circuit Breaker	400kV Switchgear - Other	400	Each	-																								-	-	-	-	-	-	-	-	-	-
Earth Wire	400kV OHL (Tower Line) Earth Wire	400	km	-																								-	-	-	-	-	-	-	-	-	-
Earth Wire Fittings	400kV Earth Wire Fittings	400	Per Set	-																								-	-	-	-	-	-	-	-	-	-
FACTS	400kV FACTS Equipment	400	Ner Installation	-																								-	-	-	-	-	-	-	-	-	-
Overhead Pole Line	400kV OHL (Pole Line) Conductor	400	km	-																								-	-	-	-	-	-	-	-	-	-
Overhead Pole Line	400kV Pole	400	Each	-																								-	-	-	-	-	-	-	-	-	-
Overhead Line Fittings	400kV Fittings	400	Each	352.0				183.00																				-	-	183.0	-	-	-	-	-	-	-
Overhead Tower Line	400kV Tower	400	Each	352.0				183.00																				-	-	183.0	-	-	-	-	-	-	-
Overhead Tower Line	400kV OHL (Tower Line) Conductor	400	km	125.8				73.50																				-	-	73.5	-	-	-	-	-	-	-
Reactor	400kv Reactor	400	Each	3.0																								-	-	-	-	-	-	-	-	-	-
Transformer	400kV Transformer	400	Each	3.0																								-	-	-	-	-	-	-	-	-	-
HVDC	Converter Transformer	HVDC	Ner Installation	-																								-	-	-	-	-	-	-	-	-	-
HVDC	HVDC	HVDC	Other	-																								-	-	-	-	-	-	-	-	-	-
HVDC	HVDC Equipment	HVDC	Other	-																								-	-	-	-	-	-	-	-	-	-
HVDC	HVDC Cable	HVDC	Other	-																								-	-	-	-	-	-	-	-	-	-
HVDC	HVDC Subsea Cable	HVDC	Other	-																								-	-	-	-	-	-	-	-	-	-
HVDC	HVDC Overhead Conductor	HVDC	Other	-																								-	-	-	-	-	-	-	-	-	-
Protection	Protection Schemes	Other	Ividual Schemes	-	579.00	2.00		19.00	2.00	2.00		1.00										-	4.00	2.00	1.00			2.0	-	15.0	-	2.0	-	1.0	1.0	-	-	-
Protection	Pilot Wire Overhead	Other	km	-																								-	-	-	-	-	-	-	-	-	-
Protection	Pilot Wire Underground	Other	km	-																								-	-	-	-	-	-	-	-	-	-
Protection	Multicore Cable	Other	km	-																								-	-	-	-	-	-	-	-	-	-
Cable Bridge	Cable Bridge	Bridge	Each	-																								-	-	-	-	-	-	-	-	-	-
Cable Tunnel	Cable Tunnel	Tunnel	km	-																								-	-	-	-	-	-	-	-	-	-
Batteries	Batteries at 132kV Substations	Batteries	Each	-																								-	-	-	-	-	-	-	-	-	-
Batteries	Batteries at 275kV Substations	Batteries	Each	-																								-	-	-	-	-	-	-	-	-	-
Batteries	Batteries at 400kV Substations	Batteries	Each	-																								-	-	-	-	-	-	-	-	-	-
Protection - Memo	11kV VT	Other	Each	-																								-	-	-	-	-	-	-	-	-	-
Protection - Memo	33kV VT	Other	Each	-																								-	-	-	-	-	-	-	-	-	-
Protection - Memo	132kV VT	Other	Each	-																								-	-	-	-	-	-	-	-	-	-
Protection - Memo	132kV CT	Other	Each	-																								-	-	-	-	-	-	-	-	-	-
Protection - Memo	275kV VT	Other	Each	-																								-	-	-	-	-	-	-	-	-	-
Protection - Memo	275kV CT	Other	Each	-																								-	-	-	-	-	-	-	-	-	-
Protection - Memo	400kV VT	Other	Each	-																								-	-	-	-	-	-	-	-	-	-
Protection - Memo	400kV CT	Other	Each	-																								-	-	-	-	-	-	-	-	-	-

Total Asset Register Closing Balance
£
21.0
-
-
-
-
14.0
22.0
171.0
-
-
-
-
-
-
-
-
-
-
12.8
100.6
20.9
14.0
195.0
25.0
-
-
-
-
2.0
266.4
2571.0
11947.0
5359.0
2492.0
1.0
164.0
81.5
-
5.6
1.3
13.0
87.0
6.0
-
-
-
2.0
-
-
5659.0
2557.0
1850.3
10.0
43.0
-
-
-
-
-
6.0
-
-
-
-
-
-
-
535.0
535.0
199.3
3.0
3.0
-
-
-
-
-
598.0
-
-
-
-
-
-
-
-
-
-
-
-
-
-
-

RIIO-T2 Business Plan Data Template
Scottish Hydro Electric Transmission

RPDT - Workbook
Version 1.0 - Submitted on 09 Dec 2019

Sheet: A7 Asset Movements 2017
Price Base: 2018/19

Asset Class	Name	Voltage	Units	Opening Balance	Data Cleansing	Additions										Disposals										Total Asset Movements									
						Load Related						Non-Load			Other	Network Operating Costs	Load Related						Non-Load			Other	Network Operating Costs	Load Related						Non-Load			Other	Network Operating Costs
						Local Enabling (Entry)	Local Enabling (Exit)	Wider Works	LRE - sole-use Local Enabling (Exit - Sole Use)	LRE - sole-use Local Enabling (Entry - Sole Use)	TSS Infrastructure	Replacement	Decommissioning	Non-Load - Other	Other	Faults	Local Enabling (Entry)	Local Enabling (Exit)	Wider Works	LRE - sole-use Local Enabling (Exit - Sole Use)	LRE - sole-use Local Enabling (Entry - Sole Use)	TSS Infrastructure	Replacement	Decommissioning	Non-Load - Other	Other	Faults	Local Enabling (Entry)	Local Enabling (Exit)	Wider Works	LRE - sole-use Local Enabling (Exit - Sole Use)	LRE - sole-use Local Enabling (Entry - Sole Use)	TSS Infrastructure	Replacement	Decommissioning	Non-Load - Other	Other	Faults
				#	#	#	#	#	#	#	#	#	#	#	#	#	#	#	#	#	#	#	#	#	#	#	#	#	#	#	#	#	#	#	#	#
Cable	6.6/11kV UG Cable	HV	km																									-	-	-	-	-	-	-	-	-	-
Circuit Breaker	6.6/11kV CB (OM) Primary	HV	Each	21.0																								-	-	-	-	-	-	-	-	-	-
Circuit Breaker	6.6/11kV Switch	HV	Each	-																								-	-	-	-	-	-	-	-	-	-
Cable	33kV UG Cable (Gas)	33	km	-																								-	-	-	-	-	-	-	-	-	-
Cable	33kV UG Cable (Non Pressurised)	33	km	-																								-	-	-	-	-	-	-	-	-	-
Cable	33kV UG Cable (Oil)	33	km	-																								-	-	-	-	-	-	-	-	-	-
Circuit Breaker	33kV CB (Air Insulated Busbars) (EO	33	Each	14.0																								-	-	-	-	-	-	-	-	-	-
Circuit Breaker	33kV CB (Air Insulated Busbars) (OO	33	Each	22.0			1.00			1.00																		1.0	-	-	-	1.0	-	-	-	-	-
Circuit Breaker	33kV CB (Gas Insulated Busbars) (EO	33	Each	121.0	- 1.00			1.00	2.00	8.00																		-	-	1.0	2.0	8.0	-	-	-	-	-
Circuit Breaker	33kV CB (Gas Insulated Busbars) (OO	33	Each																									-	-	-	-	-	-	-	-	-	-
Circuit Breaker	33kV Switch (GM)	33	Each	-																								-	-	-	-	-	-	-	-	-	-
Circuit Breaker	33kV Switchgear - Other	33	Each	-																								-	-	-	-	-	-	-	-	-	-
Earth Wire	33kV OHL (Tower Line) Earth Wire	33	km	-																								-	-	-	-	-	-	-	-	-	-
Earth Wire Fittings	33kV Earth Wire Fittings	33	Per Set	-																								-	-	-	-	-	-	-	-	-	-
Overhead Pole Line	33kV OHL (Pole Line) Conductor	33	km	-																								-	-	-	-	-	-	-	-	-	-
Overhead Pole Line	33kV Pole	33	Each	-																								-	-	-	-	-	-	-	-	-	-
Overhead Line Fittings	33kV Fittings	33	Each	-																								-	-	-	-	-	-	-	-	-	-
Overhead Tower Line	33kV Tower	33	Each	-																								-	-	-	-	-	-	-	-	-	-
Overhead Tower Line	33kV OHL (Tower Line) Conductor	33	km	-																								-	-	-	-	-	-	-	-	-	-
Cable	132kV Sub Cable	132	km	-																								-	-	-	-	-	-	-	-	-	-
Cable	132kV UG Cable (Gas)	132	km	12.8																								-	-	-	-	-	-	-	-	-	-
Cable	132kV UG Cable (Non Pressurised)	132	km	100.6		2.74	16.42		0.56					4.26														16.4	-	0.6	-	-	-	-	4.3	-	-
Cable	132kV UG Cable (Oil)	132	km	20.9	- 4.88																							-	-	-	-	-	-	-	-	-	-
Circuit Breaker	132kV CB (Air Insulated Busbars) (EO	132	Each	14.0		2.00																						-	-	-	-	-	-	-	-	-	-
Circuit Breaker	132kV CB (Air Insulated Busbars) (OO	132	Each	195.0			5.00	1.00	2.00		2.00																	5.0	1.0	2.0	-	2.0	-	-	-	-	-
Circuit Breaker	132kV CB (Gas Insulated Busbars) (E	132	Each	25.0																								-	-	-	-	-	-	-	-	-	-
Circuit Breaker	132kV CB (Gas Insulated Busbars) (O	132	Each	-																								-	-	-	-	-	-	-	-	-	-
Circuit Breaker	132kV Switchgear - Other	132	Each	-																								-	-	-	-	-	-	-	-	-	-
Earth Wire	132kV OHL (Tower Line) Earth Wire	132	km	-																								-	-	-	-	-	-	-	-	-	-
Earth Wire Fittings	132kV Earth Wire Fittings	132	Per Set	-																								-	-	-	-	-	-	-	-	-	-
FACTS	132kV FACTS Equipment	132	Nr Installation	2.0					2.00																			-	-	2.0	-	-	-	-	-	-	-
Overhead Pole Line	132kV OHL (Pole Line) Conductor	132	km	266.4			20.10																	-	0.50			20.1	-	-	-	-	-	-	0.5	-	-
Overhead Pole Line	132kV Pole	132	Each	2571.0			240.00							2.00										-	5.00			240.0	-	-	-	-	-	-	3.0	-	-
Overhead Line Fittings	132kV Fittings	132	Each	11947.0		11.00	350.00		8.00					4.00			- 110.00		- 80.00				140.00	-	15.00			240.0	-	72.0	-	-	-	140.0	140.0	11.0	-
Overhead Tower Line	132kV Tower	132	Each	5359.0			2.00		4.00					1.00			- 2.00		- 40.00					-	5.00			-	-	36.0	-	-	-	-	-	4.0	-
Overhead Tower Line	132kV OHL (Tower Line) Conductor	132	km	2492.0		1.30	27.20						38.95				- 27.20		- 24.50					38.95	- 2.80			-	-	24.5	-	-	-	39.0	39.0	2.8	-
Reactor	132kV Reactor	132	Each	1.0		1.00			1.00																			1.0	-	1.0	-	-	-	-	-	-	-
Transformer	132kV Transformer	132	Each	164.0			1.00			2.00	4.00									2.00								-	-	-	4.0	-	-	-	-	-	-
Cable	275kV Sub Cable	275	km	81.5																								-	-	-	-	-	-	-	-	-	-
Cable	275kV UG Cable (Gas)	275	km	-																								-	-	0.1	-	-	-	-	-	-	-
Cable	275kV UG Cable (Non Pressurised)	275	km	5.6					0.13																			-	-	-	-	-	-	-	-	-	-
Cable	275kV UG Cable (Oil)	275	km	1.1																								-	-	-	-	-	-	-	-	-	-
Circuit Breaker	275kV CB (Air Insulated Busbars) (EO	275	Each	13.0		- 2.00																						-	-	-	-	-	-	-	-	-	-
Circuit Breaker	275kV CB (Air Insulated Busbars) (OO	275	Each	87.0			4.00		13.00																			4.0	-	13.0	-	-	-	-	-	-	-
Circuit Breaker	275kV CB (Gas Insulated Busbars) (E	275	Each	6.0					3.00																			-	-	3.0	-	-	-	-	-	-	-
Circuit Breaker	275kV CB (Gas Insulated Busbars) (O	275	Each																									-	-	-	-	-	-	-	-	-	-
Circuit Breaker	275kV Switchgear - Other	275	Each	-																								-	-	-	-	-	-	-	-	-	-
Earth Wire	275kV OHL (Tower Line) Earth Wire	275	km	-																								-	-	-	-	-	-	-	-	-	-
Earth Wire Fittings	275kV Earth Wire Fittings	275	Per Set	-																								-	-	-	-	-	-	-	-	-	-
FACTS	275kV FACTS Equipment	275	Nr Installation	2.0																								-	-	-	-	-	-	-	-	-	-
Overhead Pole Line	275kV OHL (Pole Line) Conductor	275	km	-																								-	-	-	-	-	-	-	-	-	-
Overhead Pole Line	275kV Pole	275	Each	-																								-	-	-	-	-	-	-	-	-	-
Overhead Line Fittings	275kV Fittings	275	Each	5659.0			4.00		110.00								- 4.00		- 110.00									-	-	-	-	-	-	-	-	-	-
Overhead Tower Line	275kV Tower	275	Each	2557.0		4.00	2.00		1.00								- 2.00											-	-	1.0	-	-	-	-	-	-	-
Overhead Tower Line	275kV OHL (Tower Line) Conductor	275	km	1850.3		- 1.80	1.90		33.97								- 1.80		- 33.97									0.1	-	-	-	-	-	-	-	-	-
Reactor	275kv Reactor	275	Each	10.0									1.00											1.00				-	-	-	-	-	-	1.0	- 1.0	-	-
Transformer	275kV Transformer	275	Each	43.0			2.00																					2.0	-	-	-	-	-	-	-	-	-
Cable	400kV Sub Cable	400	km	-																								-	-	-	-	-	-	-	-	-	-
Cable	400kV UG Cable (Gas)	400	km	-																								-	-	-	-	-	-	-	-	-	-
Cable	400kV UG Cable (Non Pressurised)	400	km	-																								-	-	-	-	-	-	-	-	-	-
Cable	400kV UG Cable (Oil)	400	km	-																								-	-	-	-	-	-	-	-	-	-
Circuit Breaker	400kV CB (Air Insulated Busbars) (EO	400	Each	-																								-	-	-	-	-	-	-	-	-	-
Circuit Breaker	400kV CB (Air Insulated Busbars) (OO	400	Each	6.0			1.00																					1.0	-	-	-	-	-	-	-	-	-
Circuit Breaker	400kV CB (Gas Insulated Busbars) (E	400	Each	-																								-	-	-	-	-	-	-	-	-	-
Circuit Breaker	400kV CB (Gas Insulated Busbars) (O	400	Each	-																								-	-	-	-	-	-	-	-	-	-
Circuit Breaker	400kV Switchgear - Other	400	Each	-																								-	-	-	-	-	-	-	-	-	-
Earth Wire	400kV OHL (Tower Line) Earth Wire	400	km	-																								-	-	-	-	-	-	-	-	-	-
Earth Wire Fittings	400kV Earth Wire Fittings	400	Per Set	-																								-	-	-	-	-	-	-	-	-	-
FACTS	400kV FACTS Equipment	400	Nr Installation	-																								-	-	-	-	-	-	-	-	-	-
Overhead Pole Line	400kV OHL (Pole Line) Conductor	400	km	-																								-	-	-	-	-	-	-	-	-	-
Overhead Pole Line	400kV Pole	400	Each	-																								-	-	-	-	-	-	-	-	-	-
Overhead Line Fittings	400kV Fittings	400	Each	535.0																								-	-	-	-	-	-	-	-	-	-
Overhead Tower Line	400kV Tower	400	Each	535.0																								-	-	-	-	-	-	-	-	-	-
Overhead Tower Line	400kV OHL (Tower Line) Conductor	400	km	199.3																								-	-	-	-	-	-	-	-	-	-
Reactor	400kv Reactor	400	Each	3.0			1.00																					1.0	-	-	-	-	-	-	-	-	-
Transformer	400kV Transformer	400	Each	3.0			1.00																					1.0	-	-	-	-	-	-	-	-	-
HVDC	Converter Transformer	HVDC	Nr Installation	-																								-	-	-	-	-	-	-	-	-	-
HVDC	HVDC	HVDC	Other	-																								-	-	-	-	-	-	-	-	-	-
HVDC	HVDC Equipment	HVDC	Other	-																								-	-	-	-	-	-	-	-	-	-
HVDC	HVDC Cable	HVDC	Other	-																								-	-	-	-	-	-	-	-	-	-
HVDC	HVDC Subsea Cable	HVDC	Other	-																								-	-	-	-	-	-	-	-	-	-
HVDC	HVDC Overhead Conductor	HVDC	Other	-																								-	-	-	-	-	-	-	-	-	-
Protection	Protection Schemes	Other	Individual Schemes	598.0		- 1.00	13.00		9.00	2.00	5.00												- 2.00	- 2.00				13.0	-	7.0	-	5.0	-	-	-	-	-
Protection	Pilot Wire Overhead	Other	km	-																								-	-	-	-	-	-	-	-	-	-
Protection	Pilot Wire Underground	Other	km	-																								-	-	-	-	-	-	-	-	-	-
Protection	Multicore Cable	Other	km	-																								-	-	-	-	-	-	-	-	-	-
Cable Bridge	Cable Bridge	Bridge	Each	-																								-	-	-	-	-	-	-	-	-	-
Cable Tunnel	Cable Tunnel	Tunnel	km	-																								-	-	-	-	-	-	-	-	-	-
Batteries	Batteries at 132kV Substations	Batteries	Each	-																								-	-	-	-	-	-	-	-	-	-
Batteries	Batteries at 275kV Substations	Batteries	Each	-																								-	-	-	-	-	-	-	-	-	-
Batteries	Batteries at 400kV Substations	Batteries	Each	-																								-	-	-	-	-	-	-	-	-	-
Protection - Memo	11kV VT	Other	Each	-																								-	-	-	-	-	-	-	-	-	-
Protection - Memo	33kV VT	Other	Each	-																								-	-	-	-	-	-	-	-	-	-
Protection - Memo	132kV VT	Other	Each	-																								-	-	-	-	-	-	-	-	-	-
Protection - Memo	132kV CT	Other	Each	-																								-	-	-	-	-	-	-	-	-	-
Protection - Memo	275kV VT	Other	Each	-																								-	-	-	-	-	-	-	-	-	-
Protection - Memo	275kV CT	Other	Each	-																								-	-	-	-	-	-	-	-	-	-
Protection - Memo	400kV VT	Other	Each	-																								-	-	-	-	-	-	-	-	-	-
Protection - Memo	400kV CT	Other	Each	-																								-	-	-	-	-	-	-	-	-	-

Total Asset Register Closing Balance
£
21.0
-
-
-
-
14.0
24.0
131.0
-
-
-
-
-
-
-
-
-
-
12.8
124.6
16.0
12.0
205.0
25.0
-
-
-
-
4.0
286.0
2808.0
12115.0
5319.0
2466.0
1.0
169.0
81.5
-
5.7
1.1
11.0
104.0
9.0
-
-
-
2.0
-
-
5659.0
2963.0
1848.6
10.0
45.0
-
-
-
-
7.0
-
-
-
-
-
-
-
535.0
535.0
199.3
4.0
4.0
-
-
-
-
-
622.0
-
-
-
-
-
-
-
-
-
-
-
-
-
-

RIIO-T2 Business Plan Data Template
Scottish Hydro Electric Transmission

RPDT - Workbook
Version 1.0 - Submitted on 09 Dec 2019

Sheet: A7 Asset Movements 2018
Price Base: 2018/19

Asset Class	Name	Voltage	Units	Opening Balance	Data Cleansing	Additions										Disposals										Total Asset Movements									
						Load Related						Non-Load			Other	Network Operating Costs	Load Related						Non-Load			Other	Network Operating Costs	Load Related						Non-Load			Other	Network Operating Costs
						Local Enabling (Entry)	Local Enabling (Exit)	Wider Works	LRE - sole-use Local Enabling (Exit - Sole Use)	LRE - sole-use Local Enabling (Entry - Sole Use)	TSS Infrastructure	Replacement	Decommissioning	Non-Load - Other	Other	Faults	Local Enabling (Entry)	Local Enabling (Exit)	Wider Works	LRE - sole-use Local Enabling (Exit - Sole Use)	LRE - sole-use Local Enabling (Entry - Sole Use)	TSS Infrastructure	Replacement	Decommissioning	Non-Load - Other	Other	Faults	Local Enabling (Entry)	Local Enabling (Exit)	Wider Works	LRE - sole-use Local Enabling (Exit - Sole Use)	LRE - sole-use Local Enabling (Entry - Sole Use)	TSS Infrastructure	Replacement	Decommissioning	Non-Load - Other	Other	Faults
				#	#	#	#	#	#	#	#	#	#	#	#	#	#	#	#	#	#	#	#	#	#	#	#	#	#	#	#	#	#	#	#	#
Cable	6.6/11kV UG Cable	HV	km																									-	-	-	-	-	-	-	-	-	-
Circuit Breaker	6.6/11kV CB (GM) Primary	HV	Each	21.0															-	2.00								-	-	-	2.0	-	-	-	-	-	-
Circuit Breaker	6.6/11kV Switch	HV	Each	-																								-	-	-	-	-	-	-	-	-	-
Cable	33kV UG Cable (Gas)	33	km	-																								-	-	-	-	-	-	-	-	-	-
Cable	33kV UG Cable (Non Pressurised)	33	km	-																								-	-	-	-	-	-	-	-	-	-
Cable	33kV UG Cable (Oil)	33	km	-																								-	-	-	-	-	-	-	-	-	-
Circuit Breaker	33kV CB (Air Insulated Busbars) (ID/	33	Each	14.0																								-	-	-	-	-	-	-	-	-	-
Circuit Breaker	33kV CB (Air Insulated Busbars) (OD/	33	Each	24.0	- 1.00			2.00	2.00	6.00		9.00											11.00					-	-	2.0	2.0	6.0	-	9.0	- 11.0	-	-	-
Circuit Breaker	33kV CB (Gas Insulated Busbars) (ID/	33	Each	131.0								4.00											2.00					-	-	-	-	-	-	4.0	- 2.0	-	-	-
Circuit Breaker	33kV CB (Gas Insulated Busbars) (OD/	33	Each	-																								-	-	-	-	-	-	-	-	-	-
Circuit Breaker	33kV Switch (GM)	33	Each	-																								-	-	-	-	-	-	-	-	-	-
Circuit Breaker	33kV Switchgear - Other	33	Each	-																								-	-	-	-	-	-	-	-	-	-
Earth Wire	33kV OHL (Tower Line) Earth Wire	33	km	-																								-	-	-	-	-	-	-	-	-	-
Earth Wire Fittings	33kV Earth Wire Fittings	33	Per Set	-																								-	-	-	-	-	-	-	-	-	-
Overhead Pole Line	33kV OHL (Pole Line) Conductor	33	km	-																								-	-	-	-	-	-	-	-	-	-
Overhead Pole Line	33kV Pole	33	Each	-																								-	-	-	-	-	-	-	-	-	-
Overhead Line Fittings	33kV Fittings	33	Each	-																								-	-	-	-	-	-	-	-	-	-
Overhead Tower Line	33kV Tower	33	Each	-																								-	-	-	-	-	-	-	-	-	-
Overhead Tower Line	33kV OHL (Tower Line) Conductor	33	km	-																								-	-	-	-	-	-	-	-	-	-
Cable	132kV Sub Cable	132	km	-																								-	-	-	-	-	-	-	-	-	-
Cable	132kV UG Cable (Gas)	132	km	12.8																			3.20					-	-	-	-	-	-	-	3.2	-	-	-
Cable	132kV UG Cable (Non Pressurised)	132	km	124.6		18.20		2.67				3.45																18.2	-	2.7	-	-	-	3.5	-	-	-	-
Cable	132kV UG Cable (Oil)	132	km	16.0																								-	-	-	-	-	-	-	-	-	-
Circuit Breaker	132kV CB (Air Insulated Busbars) (ID/	132	Each	12.0		4.00																						4.0	-	-	-	-	-	-	-	-	-
Circuit Breaker	132kV CB (Air Insulated Busbars) (OD/	132	Each	205.0		3.00	2.00	18.00																				3.0	2.0	18.0	-	-	-	-	-	-	-
Circuit Breaker	132kV CB (Gas Insulated Busbars) (I	132	Each	25.0		2.00		10.00		1.00																		2.0	-	10.0	1.0	-	-	-	-	-	-
Circuit Breaker	132kV CB (Gas Insulated Busbars) (O	132	Each	-																								-	-	-	-	-	-	-	-	-	-
Circuit Breaker	132kV Switchgear - Other	132	Each	-																								-	-	-	-	-	-	-	-	-	-
Earth Wire	132kV OHL (Tower Line) Earth Wire	132	km	-																								-	-	-	-	-	-	-	-	-	-
Earth Wire Fittings	132kV Earth Wire Fittings	132	Per Set	-																								-	-	-	-	-	-	-	-	-	-
FACTS	132kV FACTS Equipment	132	Nr Installation	4.0																								-	-	-	-	-	-	-	-	-	-
Overhead Pole Line	132kV OHL (Pole Line) Conductor	132	km	286.0		8.70																						8.7	-	-	-	-	-	-	-	-	-
Overhead Pole Line	132kV Pole	132	Each	2808.0		108.00																						108.0	-	-	-	-	-	-	-	-	-
Overhead Line Fittings	132kV Fittings	132	Each	12115.0		155.00		38.00				583.00		8.00			- 60.00		- 92.00				583.00	- 8.00				95.0	-	54.0	-	-	-	583.0	- 583.0	-	-	-
Overhead Tower Line	132kV Tower	132	Each	5319.0		1.00		19.00									- 3.00		- 47.00									2.0	-	28.0	-	-	-	-	-	-	-	-
Overhead Tower Line	132kV OHL (Tower Line) Conductor	132	km	2466.0		11.50		6.00				86.20		1.20			- 14.65		- 25.70				86.20	- 1.20				3.2	-	17.7	-	-	-	86.2	- 86.2	-	-	-
Reactor	132kV Reactor	132	Each	1.0				2.00																				-	-	2.0	-	-	-	-	-	-	-
Transformer	132kV Transformer	132	Each	169.0				2.00	2.00	3.00		1.00								2.00			1.00					-	-	2.0	3.0	-	-	1.0	- 1.0	-	-	-
Cable	275kV Sub Cable	275	km	81.5																								-	-	-	-	-	-	-	-	-	-
Cable	275kV UG Cable (Gas)	275	km	-																								-	-	-	-	-	-	-	-	-	-
Cable	275kV UG Cable (Non Pressurised)	275	km	5.7				4.89																				-	-	4.9	-	-	-	-	-	-	-
Cable	275kV UG Cable (Oil)	275	km	1.1																								-	-	-	-	-	-	-	-	-	-
Circuit Breaker	275kV CB (Air Insulated Busbars) (ID/	275	Each	11.0																								-	-	-	-	-	-	-	-	-	-
Circuit Breaker	275kV CB (Air Insulated Busbars) (OD/	275	Each	104.0				8.00											1.00									-	-	7.0	-	-	-	-	-	-	-
Circuit Breaker	275kV CB (Gas Insulated Busbars) (I	275	Each	9.0				10.00																				-	-	10.0	-	-	-	-	-	-	-
Circuit Breaker	275kV CB (Gas Insulated Busbars) (O	275	Each	-																								-	-	-	-	-	-	-	-	-	-
Circuit Breaker	275kV Switchgear - Other	275	Each	-																								-	-	-	-	-	-	-	-	-	-
Earth Wire	275kV OHL (Tower Line) Earth Wire	275	km	-																								-	-	-	-	-	-	-	-	-	-
Earth Wire Fittings	275kV Earth Wire Fittings	275	Per Set	-																								-	-	-	-	-	-	-	-	-	-
FACTS	275kV FACTS Equipment	275	Nr Installation	2.0																								-	-	-	-	-	-	-	-	-	-
Overhead Pole Line	275kV OHL (Pole Line) Conductor	275	km	-																								-	-	-	-	-	-	-	-	-	-
Overhead Pole Line	275kV Pole	275	Each	-																								-	-	-	-	-	-	-	-	-	-
Overhead Line Fittings	275kV Fittings	275	Each	5659.0				269.00															296.00					-	-	176.0	-	-	-	296.0	- 296.0	-	-	-
Overhead Tower Line	275kV Tower	275	Each	2562.0				89.00																				-	-	88.0	-	-	-	-	-	-	-
Overhead Tower Line	275kV OHL (Tower Line) Conductor	275	km	1848.6				74.97																				-	-	50.6	-	-	-	-	-	-	-
Reactor	275kv Reactor	275	Each	10.0								3.00											3.00					-	-	-	-	-	-	3.0	- 3.0	-	-	-
Transformer	275kV Transformer	275	Each	45.0				8.00				1.00											1.00					-	-	8.0	-	-	-	1.0	- 1.0	-	-	-
Cable	400kV Sub Cable	400	km	-																								-	-	-	-	-	-	-	-	-	-
Cable	400kV UG Cable (Gas)	400	km	-																								-	-	-	-	-	-	-	-	-	-
Cable	400kV UG Cable (Non Pressurised)	400	km	-																								-	-	-	-	-	-	-	-	-	-
Cable	400kV UG Cable (Oil)	400	km	-																								-	-	-	-	-	-	-	-	-	-
Circuit Breaker	400kV CB (Air Insulated Busbars) (ID/	400	Each	-																								-	-	-	-	-	-	-	-	-	-
Circuit Breaker	400kV CB (Air Insulated Busbars) (OD/	400	Each	7.0		1.00																						1.0	-	-	-	-	-	-	-	-	-
Circuit Breaker	400kV CB (Gas Insulated Busbars) (I	400	Each	-				10.00																				-	-	10.0	-	-	-	-	-	-	-
Circuit Breaker	400kV CB (Gas Insulated Busbars) (O	400	Each	-																								-	-	-	-	-	-	-	-	-	-
Circuit Breaker	400kV Switchgear - Other	400	Each	-																								-	-	-	-	-	-	-	-	-	-
Earth Wire	400kV OHL (Tower Line) Earth Wire	400	km	-																								-	-	-	-	-	-	-	-	-	-
Earth Wire Fittings	400kV Earth Wire Fittings	400	Per Set	-																								-	-	-	-	-	-	-	-	-	-
FACTS	400kV FACTS Equipment	400	Nr Installation	-																								-	-	-	-	-	-	-	-	-	-
Overhead Pole Line	400kV OHL (Pole Line) Conductor	400	km	-																								-	-	-	-	-	-	-	-	-	-
Overhead Pole Line	400kV Pole	400	Each	-																								-	-	-	-	-	-	-	-	-	-
Overhead Line Fittings	400kV Fittings	400	Each	535.0		9.00											- 9.00											-	-	-	-	-	-	-	-	-	-
Overhead Tower Line	400kV Tower	400	Each	535.0		1.00											- 1.00											-	-	-	-	-	-	-	-	-	-
Overhead Tower Line	400kV OHL (Tower Line) Conductor	400	km	199.3		3.20											- 3.10											0.1	-	-	-	-	-	-	-	-	-
Reactor	400kv Reactor	400	Each	4.0								3.00											3.00					-	-	-	-	-	-	3.0	- 3.0	-	-	-
Transformer	400kV Transformer	400	Each	4.0		1.00		4.00																				1.0	-	4.0	-	-	-	-	-	-	-
HVDC	Converter Transformer	HVDC	Nr Installation	-																								-	-	-	-	-	-	-	-	-	-
HVDC	HVDC	HVDC	Other	-																								-	-	-	-	-	-	-	-	-	-
HVDC	HVDC Equipment	HVDC	Other	-																								-	-	-	-	-	-	-	-	-	-
HVDC	HVDC Cable	HVDC	Other	-																								-	-	-	-	-	-	-	-	-	-
HVDC	HVDC Subsea Cable	HVDC	Other	-																								-	-	-	-	-	-	-	-	-	-
HVDC	HVDC Overhead Conductor	HVDC	Other	-																								-	-	-	-	-	-	-	-	-	-
Protection	Protection Schemes	Other	Indivdual Schemes	622.0		8.00		47.00	4.00	3.00									- 1.00	4.00								8.0	-	46.0	-	3.0	-	-	-	-	-
Protection	Pilot Wire Overhead	Other	km	-																								-	-	-	-	-	-	-	-	-	-
Protection	Pilot Wire Underground	Other	km	-																								-	-	-	-	-	-	-	-	-	-
Protection	Multicore Cable	Other	km	-																								-	-	-	-	-	-	-	-	-	-
Cable Bridge	Cable Bridge	Bridge	Each	-																								-	-	-	-	-	-	-	-	-	-
Cable Tunnel	Cable Tunnel	Tunnel	km	-																								-	-	-	-	-	-	-	-	-	-
Batteries	Batteries at 132kV Substations	Batteries	Each	-																								-	-	-	-	-	-	-	-	-	-
Batteries	Batteries at 275kV Substations	Batteries	Each	-																								-	-	-	-	-	-	-	-	-	-
Batteries	Batteries at 400kV Substations	Batteries	Each	-																								-	-	-	-	-	-	-	-	-	-
Protection - Memo	11kV VT	Other	Each	-																								-	-	-	-	-	-	-	-	-	-
Protection - Memo	33kV VT	Other	Each	-																								-	-	-	-	-	-	-	-	-	-
Protection - Memo	132kV VT	Other	Each	-																								-	-	-	-	-	-	-	-	-	-
Protection - Memo	132kV CT	Other	Each	-																								-	-	-	-	-	-	-	-	-	-
Protection - Memo	275kV VT	Other	Each	-																								-	-	-	-	-	-	-	-	-	-
Protection - Memo	275kV CT	Other	Each	-																								-	-	-	-	-	-	-	-	-	-
Protection - Memo	400kV VT	Other	Each	-																								-	-	-	-	-	-	-	-	-	-
Protection - Memo	400kV CT	Other	Each	-																								-	-	-	-	-	-	-	-	-	-

Total Asset Register Closing Balance
£
19.0
-
-
-
-
14.0
31.0
133.0
-
-
-
-
-
-
-
-
-
-
9.6
148.9
16.0
16.0
228.0
38.0
-
-
-
-
4.0
294.7
2916.0
12156.0
5289.0
2445.1
3.0
174.0
81.5
-
10.6
3.3
11.0
111.0
19.0
-
-
-
2.0
-
-
5835.0
2650.0
1899.2
35.0
53.0
-
-
-
-
8.0
10.0
-
-
-
-
-
535.0
535.0
199.4
4.0
9.0
-
-
-
-
-
679.0
-
-
-
-
-
-
-
-
-
-
-
-
-

RIIO-T2 Business Plan Data Template
Scottish Hydro Electric Transmission

RPDT - Workbook
Version 1.0 - Submitted on 09 Dec 2019

Sheet: A7 Asset Movements 2019
Price Base: 2018/19

Asset Class	Name	Voltage	Units	Opening Balance	Data Cleansing	Additions										Disposals										Total Asset Movements									
						Load Related						Non-Load			Other	Network Operating Costs	Load Related						Non-Load			Other	Network Operating Costs	Load Related						Non-Load			Other	Network Operating Costs
						Local Enabling (Entry)	Local Enabling (Exit)	Wider Works	LRE - sole-use Local Enabling (Exit - Sole Use)	LRE - sole-use Local Enabling (Entry - Sole Use)	TSS Infrastructure	Replacement	Decommissioning	Non-Load - Other	Other	Faults	Local Enabling (Entry)	Local Enabling (Exit)	Wider Works	LRE - sole-use Local Enabling (Exit - Sole Use)	LRE - sole-use Local Enabling (Entry - Sole Use)	TSS Infrastructure	Replacement	Decommissioning	Non-Load - Other	Other	Faults	Local Enabling (Entry)	Local Enabling (Exit)	Wider Works	LRE - sole-use Local Enabling (Exit - Sole Use)	LRE - sole-use Local Enabling (Entry - Sole Use)	TSS Infrastructure	Replacement	Decommissioning	Non-Load - Other	Other	Faults
				#	#	#	#	#	#	#	#	#	#	#	#	#	#	#	#	#	#	#	#	#	#	#	#	#	#	#	#	#	#	#	#	#
Cable	6.6/11kV UG Cable	HV	km																									-	-	-	-	-	-	-	-	-	-
Circuit Breaker	6.6/11kV CB (GM) Primary	HV	Each	19.0				4.00											-	2.00								-	-	-4.0	2.0	-	-	-	-	-	-
Circuit Breaker	6.6/11kV Switch	HV	Each	-	9.00																							-	-	-	-	-	-	-	-	-	-
Cable	33kV UG Cable (Gas)	33	km	-																								-	-	-	-	-	-	-	-	-	-
Cable	33kV UG Cable (Non Pressurised)	33	km	-																								-	-	-	-	-	-	-	-	-	-
Cable	33kV UG Cable (Oil)	33	km	-																								-	-	2.0	-	-	-	-	-	-	-
Circuit Breaker	33kV CB (Air Insulated Busbars) (EG/	33	Each	14.0														-	2.00									-	-	-	-	-	-	-	-	-	-
Circuit Breaker	33kV CB (Air Insulated Busbars) (OD/	33	Each	31.0								4.00											4.00					4.0	-	4.0	-	-	-	-	-	-	-
Circuit Breaker	33kV CB (Gas Insulated Busbars) (EG	33	Each	133.0				7.00	2.00									-	1.00									-	-	-6.0	2.0	-	-	-	-	-	-
Circuit Breaker	33kV CB (Gas Insulated Busbars) (OD/	33	Each																									-	-	-	-	-	-	-	-	-	-
Circuit Breaker	33kV Switch (GM)	33	Each	-																								-	-	-	-	-	-	-	-	-	-
Circuit Breaker	33kV Switchgear - Other	33	Each	-	245.00																							-	-	-	-	-	-	-	-	-	-
Earth Wire	33kV OHL (Tower Line) Earth Wire	33	km	-																								-	-	-	-	-	-	-	-	-	-
Earth Wire Fittings	33kV Earth Wire Fittings	33	Per Set	-																								-	-	-	-	-	-	-	-	-	-
Overhead Pole Line	33kV OHL (Pole Line) Conductor	33	km	-																								-	-	-	-	-	-	-	-	-	-
Overhead Pole Line	33kV Pole	33	Each	-																								-	-	-	-	-	-	-	-	-	-
Overhead Line Fittings	33kV Fittings	33	Each	-																								-	-	-	-	-	-	-	-	-	-
Overhead Tower Line	33kV Tower	33	Each	-																								-	-	-	-	-	-	-	-	-	-
Overhead Tower Line	33kV OHL (Tower Line) Conductor	33	km	-																								-	-	-	-	-	-	-	-	-	-
Cable	132kV Sub Cable	132	km	-																								-	-	-	-	-	-	-	-	-	-
Cable	132kV UG Cable (Gas)	132	km	9.6																								-	-	-	-	-	-	-	-	-	-
Cable	132kV UG Cable (Non Pressurised)	132	km	148.9		1.26		5.31				0.21											0.21					1.3	-	5.3	-	-	-	0.2	-	0.2	-	-
Cable	132kV UG Cable (Oil)	132	km	16.0																								-	-	-	-	-	-	-	-	-	-
Circuit Breaker	132kV CB (Air Insulated Busbars) (EG	132	Each	16.0																								-	-	-	-	-	-	-	-	-	-
Circuit Breaker	132kV CB (Air Insulated Busbars) (OD/	132	Each	228.0				15.00		2.00																		-	-	15.0	-	2.0	-	-	-	-	-
Circuit Breaker	132kV CB (Gas Insulated Busbars) (3	132	Each	38.0																								-	-	-	-	-	-	-	-	-	-
Circuit Breaker	132kV CB (Gas Insulated Busbars) (C	132	Each	-																								-	-	-	-	-	-	-	-	-	-
Circuit Breaker	132kV Switchgear - Other	132	Each	-	1,464.00																							-	-	-	-	-	-	-	-	-	-
Earth Wire	132kV OHL (Tower Line) Earth Wire	132	km	-	1,234.20							82.40											82.40					-	-	-	-	-	-	82.4	-	82.4	-	-
Earth Wire Fittings	132kV Earth Wire Fittings	132	Per Set	-	4,658.00							286.00											286.00					-	-	-	-	-	-	286.0	-	286.0	-	-
FACTS	132kV FACTS Equipment	132	Nr Installation	4.0																								-	-	-	-	-	-	-	-	-	-
Overhead Pole Line	132kV OHL (Pole Line) Conductor	132	km	294.7		48.23																						48.2	-	-	-	-	-	-	-	-	-
Overhead Pole Line	132kV Pole	132	Each	2916.0		199.00						2.00											2.00					199.0	-	-	-	-	-	2.0	-	2.0	-	-
Overhead Line Fittings	132kV Fittings	132	Each	12156.0		390.00						310.00						-	94.00				12.00					296.0	-	17.0	-	-	-	332.0	-	332.0	-	-
Overhead Tower Line	132kV Tower	132	Each	5289.0								6.00						-	1.00				6.00					1.0	-	6.0	-	-	-	6.0	-	6.0	-	-
Overhead Tower Line	132kV OHL (Tower Line) Conductor	132	km	2445.1				27.60				94.40											31.90					-	-	4.3	-	-	-	94.4	-	94.4	-	-
Reactor	132kV Reactor	132	Each	3.0																								-	-	-	-	-	-	-	-	-	-
Transformer	132kV Transformer	132	Each	174.0				4.00	4.00														5.00	3.00				-	-	1.0	1.0	-	-	-	-	-	-	-
Cable	275kV Sub Cable	275	km	81.5																								-	-	-	-	-	-	-	-	-	-
Cable	275kV UG Cable (Gas)	275	km	-																								-	-	-	-	-	-	-	-	-	-
Cable	275kV UG Cable (Non Pressurised)	275	km	10.6				0.25																				-	-	0.3	-	-	-	-	-	-	-
Cable	275kV UG Cable (Oil)	275	km	1.1																								-	-	-	-	-	-	-	-	-	-
Circuit Breaker	275kV CB (Air Insulated Busbars) (EG	275	Each	11.0																								-	-	-	-	-	-	-	-	-	-
Circuit Breaker	275kV CB (Air Insulated Busbars) (OD/	275	Each	111.0				13.00				7.00																-	-	6.0	-	-	-	-	-	-	-
Circuit Breaker	275kV CB (Gas Insulated Busbars) (3	275	Each	19.0																								-	-	-	-	-	-	-	-	-	-
Circuit Breaker	275kV CB (Gas Insulated Busbars) (C	275	Each																									-	-	-	-	-	-	-	-	-	-
Circuit Breaker	275kV Switchgear - Other	275	Each	-	902.00																							-	-	-	-	-	-	-	-	-	-
Earth Wire	275kV OHL (Tower Line) Earth Wire	275	km	-	949.40																							-	-	-	-	-	-	-	-	-	-
Earth Wire Fittings	275kV Earth Wire Fittings	275	Per Set	-	2,653.00																							-	-	-	-	-	-	-	-	-	-
FACTS	275kV FACTS Equipment	275	Nr Installation	2.0																								-	-	-	-	-	-	-	-	-	-
Overhead Pole Line	275kV OHL (Pole Line) Conductor	275	km	-																								-	-	-	-	-	-	-	-	-	-
Overhead Pole Line	275kV Pole	275	Each	-																								-	-	-	-	-	-	-	-	-	-
Overhead Line Fittings	275kV Fittings	275	Each	5835.0				20.00											14.00									-	-	6.0	-	-	-	-	-	-	-
Overhead Tower Line	275kV Tower	275	Each	2650.0				10.00											7.00									-	-	3.0	-	-	-	-	-	-	-
Overhead Tower Line	275kV OHL (Tower Line) Conductor	275	km	1899.2				7.80											8.10									-	-	0.3	-	-	-	-	-	-	-
Reactor	275kv Reactor	275	Each	10.0								3.00											3.00					-	-	-	-	-	-	3.0	-	3.0	-	-
Transformer	275kV Transformer	275	Each	53.0				4.00																				-	-	4.0	-	-	-	-	-	-	-
Cable	400kV Sub Cable	400	km	-																								-	-	-	-	-	-	-	-	-	-
Cable	400kV UG Cable (Gas)	400	km	-																								-	-	-	-	-	-	-	-	-	-
Cable	400kV UG Cable (Non Pressurised)	400	km	-				0.61																				-	-	0.6	-	-	-	-	-	-	-
Cable	400kV UG Cable (Oil)	400	km	-																								-	-	-	-	-	-	-	-	-	-
Circuit Breaker	400kV CB (Air Insulated Busbars) (EG	400	Each	-																								-	-	1.0	-	-	-	-	-	-	-
Circuit Breaker	400kV CB (Air Insulated Busbars) (OD/	400	Each	8.0				1.00																				-	-	-	-	-	-	-	-	-	-
Circuit Breaker	400kV CB (Gas Insulated Busbars) (3	400	Each	10.0																								-	-	-	-	-	-	-	-	-	-
Circuit Breaker	400kV CB (Gas Insulated Busbars) (C	400	Each																									-	-	-	-	-	-	-	-	-	-
Circuit Breaker	400kV Switchgear - Other	400	Each	-	59.00																							-	-	-	-	-	-	-	-	-	-
Earth Wire	400kV OHL (Tower Line) Earth Wire	400	km	-	199.40																							-	-	-	-	-	-	-	-	-	-
Earth Wire Fittings	400kV Earth Wire Fittings	400	Per Set	-	535.00																							-	-	-	-	-	-	-	-	-	-
FACTS	400kV FACTS Equipment	400	Nr Installation	-																								-	-	-	-	-	-	-	-	-	-
Overhead Pole Line	400kV OHL (Pole Line) Conductor	400	km	-																								-	-	-	-	-	-	-	-	-	-
Overhead Pole Line	400kV Pole	400	Each	-																								-	-	-	-	-	-	-	-	-	-
Overhead Line Fittings	400kV Fittings	400	Each	535.0																								-	-	-	-	-	-	-	-	-	-
Overhead Tower Line	400kV Tower	400	Each	535.0																								-	-	-	-	-	-	-	-	-	-
Overhead Tower Line	400kV OHL (Tower Line) Conductor	400	km	199.4																								-	-	-	-	-	-	-	-	-	-
Reactor	400kv Reactor	400	Each	4.0																								-	-	-	-	-	-	-	-	-	-
Transformer	400kV Transformer	400	Each	9.0																								-	-	-	-	-	-	-	-	-	-
HVDC	Converter Transformer	HVDC	Nr Installation	-																								-	-	-	-	-	-	-	-	-	-
HVDC	HVDC	HVDC	Other	-				2.00																				-	-	2.0	-	-	-	-	-	-	-
HVDC	HVDC Equipment	HVDC	Other	-																								-	-	-	-	-	-	-	-	-	-
HVDC	HVDC Cable	HVDC	Other	-				48.20																				-	-	48.2	-	-	-	-	-	-	-
HVDC	HVDC Subsea Cable	HVDC	Other	-				114.50																				-	-	114.5	-	-	-	-	-	-	-
HVDC	HVDC Overhead Conductor	HVDC	Other	-																								-	-	-	-	-	-	-	-	-	-
Protection	Protection Schemes	Other	Individual Schemes	679.0		3.00		32.00	4.00	2.00								-	1.00				12.00	3.00				2.0	-	20.0	1.0	2.0	-	-	-	-	-
Protection	Pilot Wire Overhead	Other	km	-																								-	-	-	-	-	-	-	-	-	-
Protection	Pilot Wire Underground	Other	km	-																								-	-	-	-	-	-	-	-	-	-
Protection	Multicore Cable	Other	km	-																								-	-	-	-	-	-	-	-	-	-
Cable Bridge	Cable Bridge	Bridge	Each	-																								-	-	-	-	-	-	-	-	-	-
Cable Tunnel	Cable Tunnel	Tunnel	km	-																								-	-	-	-	-	-	-	-	-	-
Batteries	Batteries at 132kV Substations	Batteries	Each	-	182.00																							-	-	-	-	-	-	-	-	-	-
Batteries	Batteries at 275kV Substations	Batteries	Each	-	101.00																							-	-	-	-	-	-	-	-	-	-
Batteries	Batteries at 400kV Substations	Batteries	Each	-	33.00																							-	-	-	-	-	-	-	-	-	-
Protection - Memo	11kV VT	Other	Each	-	41.00																							-	-	-	-	-	-	-	-	-	-
Protection - Memo	33kV VT	Other	Each	-	373.00																							-	-	-	-	-	-	-	-	-	-
Protection - Memo	132kV VT	Other	Each	-	556.00																							-	-	-	-	-	-	-	-	-	-
Protection - Memo	132kV CT	Other	Each	-	272.00																							-	-	-	-	-	-	-	-	-	-
Protection - Memo	275kV VT	Other	Each	-	264.00																							-	-	-	-	-	-	-	-	-	-
Protection - Memo	275kV CT	Other	Each	-	348.00																							-	-	-	-	-	-	-	-	-	-
Protection - Memo	400kV VT	Other	Each	-	34.00																							-	-	-	-	-	-	-	-	-	-
Protection - Memo	400kV CT	Other	Each	-	21.00																							-	-	-	-	-	-	-	-	-	-

Total Asset Register Closing Balance
£
-
21.0
9.0
-
-
-
12.0
31.0
141.0
-
-
245.0
-
-
-
-
-
-
-
-
9.6
155.5
16.0
16.0
245.0
38.0
-
1464.0
1234.2
4608.0
4.0
342.9
3075.0
12440.0
5282.0
2440.8
3.0
174.0
81.5
-
10.9
1.1
11.0
117.0
19.0
-
902.0
949.4
2653.0
2.0
-
-
5841.0
2653.0
1898.9
10.0
57.0
-
-
0.6
-
-
9.0
10.0
-
59.0
199.4
535.0
-
-
535.0
535.0
199.4
4.0
9.0
-
2.0
-
48.2
114.5
-
704.0
-
-
-
-
-
182.0
101.0
33.0
41.0
373.0
556.0
272.0
264.0
348.0
34.0
21.0

RIIO-T2 Business Plan Data Template
Scottish Hydro Electric Transmission

RPDT - Workbook
Version 1.0 - Submitted on 09 Dec 2019

Sheet: A7 Asset Movements 2020
Price Base: 2018/19

Asset Class	Name	Voltage	Units	Opening Balance	Data Cleansing	Additions									Disposals									Total Asset Movements								
						Load Related						Non-Load					Other	Network Operating Costs	Load Related						Non-Load			Other	Network Operating Costs	Load Related						Non-Load			Other	Network Operating Costs
						Local Enabling (Entry)	Local Enabling (Exit)	Wider Works	LRE - sole-use Local Enabling (Exit - Sole Use)	LRE - sole-use Local Enabling (Entry - Sole Use)	TSS Infrastructure	Replacement	Decommissioning	Non-Load - Other	Other	Faults	Local Enabling (Entry)	Local Enabling (Exit)	Wider Works	LRE - sole-use Local Enabling (Exit - Sole Use)	LRE - sole-use Local Enabling (Entry - Sole Use)	TSS Infrastructure	Replacement	Decommissioning	Non-Load - Other	Other	Faults	Local Enabling (Entry)	Local Enabling (Exit)	Wider Works	LRE - sole-use Local Enabling (Exit - Sole Use)	LRE - sole-use Local Enabling (Entry - Sole Use)	TSS Infrastructure	Replacement	Decommissioning	Non-Load - Other	Other	Faults
				#	#	#	#	#	#	#	#	#	#	#	#	#	#	#	#	#	#	#	#	#	#	#	#	#	#	#	#	#	#	#	#	#	#	#	#
Cable	6.6/11kV UG Cable	HV	km	-		-			-	-							-			-	-							-	-	-	-	-	-	-	-	-	-	-	-
Circuit Breaker	6.6/11kV CB (GM) Primary	HV	Each	21.0		-			-	-							-			-	-							-	-	-	-	-	-	-	-	-	-	-
Circuit Breaker	6.6/11kV Switch	HV	Each	9.0		-			-	-							-			-	-							-	-	-	-	-	-	-	-	-	-	-
Cable	33kV UG Cable (Gas)	33	km	-		-			-	-							-			-	-							-	-	-	-	-	-	-	-	-	-	-
Cable	33kV UG Cable (Non Pressurised)	33	km	-		-			-	-							-			-	-							-	-	-	-	-	-	-	-	-	-	-
Cable	33kV UG Cable (Oil)	33	km	-		-			-	-							-			-	-							-	-	-	-	-	-	-	-	-	-	-
Circuit Breaker	33kV CB (Air Insulated Busbars) (EE/	33	Each	12.0		2.00			-	-							-			-	-							2.0	-	-	-	-	-	-	-	-	-	-
Circuit Breaker	33kV CB (Air Insulated Busbars) (OD/	33	Each	31.0		-			-	-							-			-	-							-	-	-	-	-	-	-	-	-	-	-
Circuit Breaker	33kV CB (Gas Insulated Busbars) (ID/	33	Each	141.0		-			2.00	1.00							-			3.00	-							-	-	-	1.0	1.0	-	-	-	-	-	-
Circuit Breaker	33kV CB (Gas Insulated Busbars) (OD/	33	Each	-		-			-	-							-			-	-							-	-	-	-	-	-	-	-	-	-	-
Circuit Breaker	33kV Switch (GM)	33	Each	-		-			-	-							-			-	-							-	-	-	-	-	-	-	-	-	-	-
Circuit Breaker	33kV Switchgear - Other	33	Each	245.0		9.00			4.00	3.00							-			4.00	-							9.0	-	-	-	3.0	-	-	-	-	-	-
Earth Wire	33kV OHL (Tower Line) Earth Wire	33	km	-		-			-	-							-			-	-							-	-	-	-	-	-	-	-	-	-	-
Earth Wire Fittings	33kV Earth Wire Fittings	33	Per Set	-		-			-	-							-			-	-							-	-	-	-	-	-	-	-	-	-	-
Overhead Pole Line	33kV OHL (Pole Line) Conductor	33	km	-		-			-	-							-			-	-							-	-	-	-	-	-	-	-	-	-	-
Overhead Pole Line	33kV Pole	33	Each	-		-			-	-							-			-	-							-	-	-	-	-	-	-	-	-	-	-
Overhead Line Fittings	33kV Fittings	33	Each	-		-			-	-							-			-	-							-	-	-	-	-	-	-	-	-	-	-
Overhead Tower Line	33kV Tower	33	Each	-		-			-	-							-			-	-							-	-	-	-	-	-	-	-	-	-	-
Overhead Tower Line	33kV OHL (Tower Line) Conductor	33	km	-		-			-	-							-			-	-							-	-	-	-	-	-	-	-	-	-	-
Cable	132kV Sub Cable	132	km	-		-			-	-							-			-	-							-	-	-	-	-	-	-	-	-	-	-
Cable	132kV UG Cable (Gas)	132	km	9.6		-			-	-							-			-	-							-	-	-	-	-	-	-	-	-	-	-
Cable	132kV UG Cable (Non Pressurised)	132	km	155.5		8.62			-	-		0.10					-			-	-		0.20					8.6	-	-	-	-	-	0.1	-	-	-	-
Cable	132kV UG Cable (Oil)	132	km	16.0		-			-	-							-			-	-							-	-	-	-	-	-	-	-	-	-	-
Circuit Breaker	132kV CB (Air Insulated Busbars) (ID/	132	Each	16.0		-			-	-							-			-	-							-	-	-	-	-	-	-	-	-	-	-
Circuit Breaker	132kV CB (Air Insulated Busbars) (OD/	132	Each	245.0		-			-	-		1.00					-			-	-		1.00					1.0	-	-	-	-	-	-	-	-	-	-
Circuit Breaker	132kV CB (Gas Insulated Busbars) (ID	132	Each	38.0		15.00			-	-							-			-	-							15.0	-	-	-	-	-	-	-	-	-	-
Circuit Breaker	132kV CB (Gas Insulated Busbars) (OD	132	Each	-		-			-	-							-			-	-							-	-	-	-	-	-	-	-	-	-	-
Circuit Breaker	132kV Switchgear - Other	132	Each	1464.0		104.00			-	-		5.00					-			-	-		5.00					101.0	-	-	-	-	-	-	-	-	-	-
Earth Wire	132kV OHL (Tower Line) Earth Wire	132	km	1234.2		19.00			-	-							-			23.40	-							4.4	-	-	15.4	-	-	-	-	-	-	-
Earth Wire Fittings	132kV Earth Wire Fittings	132	Per Set	4658.0		64.00			-	-							-			84.00	-							20.0	-	-	51.0	-	-	-	-	-	-	-
FACTS	132kV FACTS Equipment	132	Nr Installation	4.0		-			-	-							-			-	-							-	-	-	-	-	-	-	-	-	-	-
Overhead Pole Line	132kV OHL (Pole Line) Conductor	132	km	342.9		-			-	-							-			-	-							-	-	-	-	-	-	-	-	-	-	-
Overhead Pole Line	132kV Pole	132	Each	3075.0		-			-	-							-			-	-							-	-	-	-	-	-	-	-	-	-	-
Overhead Line Fittings	132kV Fittings	132	Each	12440.0		128.00			-	-		429.00					-			168.00	-		429.00					40.0	-	-	102.0	-	-	-	-	-	-	-
Overhead Tower Line	132kV Tower	132	Each	5282.0		10.00			-	-							-			10.00	-							-	-	-	51.0	-	-	-	-	-	-	-
Overhead Tower Line	132kV OHL (Tower Line) Conductor	132	km	2440.8		38.00			-	-		119.00					-			46.80	-		119.00					8.8	-	-	30.8	-	-	-	-	-	-	-
Reactor	132kV Reactor	132	Each	3.0		-			-	-							-			-	-							-	-	-	-	-	-	-	-	-	-	-
Transformer	132kV Transformer	132	Each	174.0		-			2.00	-							-			-	3.00		2.00					-	-	-	1.0	-	-	-	-	-	-	-
Cable	275kV Sub Cable	275	km	81.5		-			-	-							-			-	-							-	-	-	-	-	-	-	-	-	-	-
Cable	275kV UG Cable (Gas)	275	km	-		-			-	-							-			-	-							-	-	-	-	-	-	-	-	-	-	-
Cable	275kV UG Cable (Non Pressurised)	275	km	10.9		-			-	-							-			-	-							-	-	-	-	-	-	-	-	-	-	-
Cable	275kV UG Cable (Oil)	275	km	1.1		-			-	-							-			-	-							-	-	-	-	-	-	-	-	-	-	-
Circuit Breaker	275kV CB (Air Insulated Busbars) (ID/	275	Each	11.0		-			-	-							-			-	-							-	-	-	-	-	-	-	-	-	-	-
Circuit Breaker	275kV CB (Air Insulated Busbars) (OD/	275	Each	117.0		4.00			-	-							-			-	-							4.0	-	-	-	-	-	-	-	-	-	-
Circuit Breaker	275kV CB (Gas Insulated Busbars) (ID	275	Each	19.0		-			-	-							-			-	-							-	-	-	-	-	-	-	-	-	-	-
Circuit Breaker	275kV CB (Gas Insulated Busbars) (OD	275	Each	-		-			-	-							-			-	-							-	-	-	-	-	-	-	-	-	-	-
Circuit Breaker	275kV Switchgear - Other	275	Each	902.0		18.00			-	-							-			-	-							18.0	-	-	-	-	-	-	-	-	-	-
Earth Wire	275kV OHL (Tower Line) Earth Wire	275	km	949.4		18.00			-	-							-			-	-							18.0	-	-	-	-	-	-	-	-	-	-
Earth Wire Fittings	275kV Earth Wire Fittings	275	Per Set	2653.0		60.00			-	-							-			-	-							60.0	-	-	-	-	-	-	-	-	-	-
FACTS	275kV FACTS Equipment	275	Nr Installation	2.0		-			-	-							-			-	-							-	-	-	-	-	-	-	-	-	-	-
Overhead Pole Line	275kV OHL (Pole Line) Conductor	275	km	-		-			-	-							-			-	-							-	-	-	-	-	-	-	-	-	-	-
Overhead Pole Line	275kV Pole	275	Each	-		-			-	-							-			-	-							-	-	-	-	-	-	-	-	-	-	-
Overhead Line Fittings	275kV Fittings	275	Each	5841.0		120.00			-	-							-			-	-							120.0	-	-	-	-	-	-	-	-	-	-
Overhead Tower Line	275kV Tower	275	Each	2653.0		60.00			-	-							-			-	-							60.0	-	-	-	-	-	-	-	-	-	-
Overhead Tower Line	275kV OHL (Tower Line) Conductor	275	km	1898.9		36.00			-	-							-			-	-							36.0	-	-	-	-	-	-	-	-	-	-
Reactor	275kV Reactor	275	Each	10.0		-			-	-							-			-	-							-	-	-	-	-	-	-	-	-	-	-
Transformer	275kV Transformer	275	Each	57.0		2.00			-	-							-			-	-							2.0	-	-	-	-	-	-	-	-	-	-
Cable	400kV Sub Cable	400	km	-		-			-	-							-			-	-							-	-	-	-	-	-	-	-	-	-	-
Cable	400kV UG Cable (Gas)	400	km	-		-			-	-							-			-	-							-	-	-	-	-	-	-	-	-	-	-
Cable	400kV UG Cable (Non Pressurised)	400	km	0.6		-			-	-							-			-	-							-	-	-	-	-	-	-	-	-	-	-
Cable	400kV UG Cable (Oil)	400	km	-		-			-	-							-			-	-							-	-	-	-	-	-	-	-	-	-	-
Circuit Breaker	400kV CB (Air Insulated Busbars) (ID/	400	Each	-		-			-	-							-			-	-							-	-	-	-	-	-	-	-	-	-	-
Circuit Breaker	400kV CB (Air Insulated Busbars) (OD/	400	Each	9.0		-			-	-							-			1.00	-							1.0	-	-	-	-	-	-	-	-	-	-
Circuit Breaker	400kV CB (Gas Insulated Busbars) (I	400	Each	10.0		9.00			-	-							-			-	-							9.0	-	-	-	-	-	-	-	-	-	-
Circuit Breaker	400kV CB (Gas Insulated Busbars) (O	400	Each	-		-			-	-							-			-	-							-	-	-	-	-	-	-	-	-	-	-
Circuit Breaker	400kV Switchgear - Other	400	Each	59.0		52.00			-	-							-			7.00	-							45.0	-	-	-	-	-	-	-	-	-	-
Earth Wire	400kV OHL (Tower Line) Earth Wire	400	km	199.4		-			-	-							-			-	-							-	-	-	-	-	-	-	-	-	-	-
Earth Wire Fittings	400kV Earth Wire Fittings	400	Per Set	535.0		-			-	-							-			-	-							-	-	-	-	-	-	-	-	-	-	-
FACTS	400kV FACTS Equipment	400	Nr Installation	-		2.00			-	-							-			-	-							2.0	-	-	-	-	-	-	-	-	-	-
Overhead Pole Line	400kV OHL (Pole Line) Conductor	400	km	-		-			-	-							-			-	-							-	-	-	-	-	-	-	-	-	-	-
Overhead Pole Line	400kV Pole	400	Each	-		-			-	-							-			-	-							-	-	-	-	-	-	-	-	-	-	-
Overhead Line Fittings	400kV Fittings	400	Each	535.0		-			-	-							-			-	-							-	-	-	-	-	-	-	-	-	-	-
Overhead Tower Line	400kV Tower	400	Each	535.0		-			-	-							-			-	-							-	-	-	-	-	-	-	-	-	-	-
Overhead Tower Line	400kV OHL (Tower Line) Conductor	400	km	199.4		-			-	-							-			-	-							-	-	-	-	-	-	-	-	-	-	-
Reactor	400kV Reactor	400	Each	4.0		-			-	-							-			-	-							-	-	-	-	-	-	-	-	-	-	-
Transformer	400kV Transformer	400	Each	9.0		3.00			-	-							-			-	-							3.0	-	-	-	-	-	-	-	-	-	-
HVDC	Converter Transformer	HVDC	Nr Installation	-		-			-	-							-			-	-							-	-	-	-	-	-	-	-	-	-	-
HVDC	HVDC	HVDC	Other	2.0		-			-	-							-			-	-							-	-	-	-	-	-	-	-	-	-	-
HVDC	HVDC Equipment	HVDC	Other	-		-			-	-							-			-	-							-	-	-	-	-	-	-	-	-	-	-
HVDC	HVDC Cable	HVDC	Other	48.2		-			-	-							-			-	-							-	-	-	-	-	-	-	-	-	-	-
HVDC	HVDC Subsea Cable	HVDC	Other	114.5		-			-	-							-			-	-							-	-	-	-	-	-	-	-	-	-	-
HVDC	HVDC Overhead Conductor	HVDC	Other	-		-			-	-							-			-	-							-	-	-	-	-	-	-	-	-	-	-
Protection	Protection Schemes	Other	Individual Schemes	704.0		28.00			2.00	-		3.00					-	3.00		-	3.00	-	-	3.00					25.0	-	-	1.0	-	-	-	-	-	-	-
Protection	Pilot Wire Overhead	Other	km	-		-			-	-							-			-	-							-	-	-	-	-	-	-	-	-	-	-
Protection	Pilot Wire Underground	Other	km	-		-			-	-							-			-	-							-	-	-	-	-	-	-	-	-	-	-
Protection	Multicore Cable	Other	km	-		-			-	-							-			-	-							-	-	-	-	-	-	-	-	-	-	-
Cable Bridge	Cable Bridge	Bridge	Each	-		-			-	-							-			-	-							-	-	-	-	-	-	-	-	-	-	-
Cable Tunnel	Cable Tunnel	Tunnel	km	-		-			-	-							-			-	-							-	-	-	-	-	-	-	-	-	-	-
Batteries	Batteries at 132kV Substations	Batteries	Each	182.0		2.00			-	-		2.00					-			-	-		3.00					2.0	-	-	-	-	-	1.0	-	-	-	-
Batteries	Batteries at 275kV Substations	Batteries	Each	101.0		-			-	-							-			-	-							-	-	-	-	-	-	-	-	-	-	-
Batteries	Batteries at 400kV Substations	Batteries	Each	33.0		-			-	-							-			-	-							-	-	-	-	-	-	-	-	-	-	-
Protection - Memo	11kV VT	Other	Each	41.0		-			-	-							-			-	-							-	-	-	-	-	-	-	-	-	-	-
Protection - Memo	33kV VT	Other	Each	373.0		-			-	-							-			-	-							-	-	-	-	-	-	-	-	-	-	-
Protection - Memo	132kV VT	Other	Each	556.0		-			-	-							-			-	-							-	-	-	-	-	-	-	-	-	-	-
Protection - Memo	132kV CT	Other	Each	272.0		-			-	-							-			-	-							-	-	-	-	-	-	-	-	-	-	-
Protection - Memo	275kV VT	Other	Each	264.0		-			-	-							-			-	-							-	-	-	-	-	-	-	-	-	-	-
Protection - Memo	275kV CT	Other	Each	348.0		-			-	-							-			-	-							-	-	-	-	-	-	-	-	-	-	-
Protection - Memo	400kV VT	Other	Each	34.0		-			-	-							-			-	-							-	-	-	-	-	-	-	-	-	-	-
Protection - Memo	400kV CT	Other	Each	21.0		-			-	-							-			-	-							-	-	-	-	-	-	-	-	-	-	-

Total Asset Register Closing Balance
#
21.0
9.0
-
-
-
14.0
31.0
141.0
-
257.0
-
-
-
-
-
-
-
-
9.6
164.0
16.0
16.0
244.0
53.0
1565.0
1214.4
4587.0
4.0
342.9
3075.0
12298.0
5231.0
2401.2
3.0
173.0
81.5
-
10.9
1.1
11.0
121.0
19.0
-
920.0
967.4
2713.0
2.0
-
-
5961.0
2713.0
1934.9
10.0
59.0
-
0.6
-
-
8.0
19.0
104.0
199.4
535.0
2.0
-
535.0
535.0
199.4
4.0
12.0
-
2.0
-
48.2
114.5
728.0
-
-
-
-
-
183.0
101.0
33.0
41.0
373.0
556.0
272.0
264.0
348.0
34.0
21.0

RIIO-T2 Business Plan Data Template
Scottish Hydro Electric Transmission

RPDT - Workbook
Version 1.0 - Submitted on 09 Dec 2019

Sheet: A7 Asset Movements 2021
Price Base: 2018/19

Asset Class	Name	Voltage	Units	Opening Balance	Data Cleansing	Additions										Disposals										Total Asset Movements									
						Load Related						Non-Load			Other	Network Operating Costs	Load Related						Non-Load			Other	Network Operating Costs	Load Related						Non-Load			Other	Network Operating Costs
						Local Enabling (Entry)	Local Enabling (Exit)	Wider Works	LRE - sole-use Local Enabling (Exit - Sole Use)	LRE - sole-use Local Enabling (Entry - Sole Use)	TSS Infrastructure	Replacement	Decommissioning	Non-Load - Other	Other	Faults	Local Enabling (Entry)	Local Enabling (Exit)	Wider Works	LRE - sole-use Local Enabling (Exit - Sole Use)	LRE - sole-use Local Enabling (Entry - Sole Use)	TSS Infrastructure	Replacement	Decommissioning	Non-Load - Other	Other	Faults	Local Enabling (Entry)	Local Enabling (Exit)	Wider Works	LRE - sole-use Local Enabling (Exit - Sole Use)	LRE - sole-use Local Enabling (Entry - Sole Use)	TSS Infrastructure	Replacement	Decommissioning	Non-Load - Other	Other	Faults
				#	#	#	#	#	#	#	#	#	#	#	#	#	#	#	#	#	#	#	#	#	#	#	#	#	#	#	#	#	#	#	#	#
Cable	6.6/11kV UG Cable	HV	km	-		-			-	-							-			-	-							-	-	-	-	-	-	-	-	-	-
Circuit Breaker	6.6/11kV CB (GM) Primary	HV	Each	21.0		-			-	-							-			-	-							-	-	-	-	-	-	-	-	-	-
Circuit Breaker	6.6/11kV Switch	HV	Each	9.0		-			-	-							-			-	-							-	-	-	-	-	-	-	-	-	-
Cable	33kV UG Cable (Gas)	33	km	-		-			-	-							-			-	-							-	-	-	-	-	-	-	-	-	-
Cable	33kV UG Cable (Non Pressurised)	33	km	-		-			-	-							-			-	-							-	-	-	-	-	-	-	-	-	-
Cable	33kV UG Cable (Oil)	33	km	-		-			-	-							-			-	-							-	-	-	-	-	-	-	-	-	-
Circuit Breaker	33kV CB (Air Insulated Busbars) (ID)	33	Each	14.0		-			-	-							-			-	-							-	-	-	-	-	-	-	-	-	-
Circuit Breaker	33kV CB (Air Insulated Busbars) (OD)	33	Each	31.0		-			-	-							-			-	-							-	-	-	-	-	-	-	-	-	-
Circuit Breaker	33kV CB (Gas Insulated Busbars) (ID)	33	Each	141.0		-			2.00	2.00		4.00					-			-	1.00							-	-	-	2.0	1.0	-	4.0	-	-	-
Circuit Breaker	33kV CB (Gas Insulated Busbars) (OD)	33	Each	-		-			-	-							-			-	-							-	-	-	-	-	-	-	-	-	-
Circuit Breaker	33kV Switch (GM)	33	Each	-		-			-	-							-			-	-							-	-	-	-	-	-	-	-	-	-
Circuit Breaker	33kV Switchgear - Other	33	Each	257.0		-			2.00	4.00		8.00					-			-	1.00							-	-	-	2.0	3.0	-	8.0	-	-	-
Earth Wire	33kV OHL (Tower Line) Earth Wire	33	km	-		-			-	-							-			-	-							-	-	-	-	-	-	-	-	-	-
Earth Wire Fittings	33kV Earth Wire Fittings	33	Per Set	-		-			-	-							-			-	-							-	-	-	-	-	-	-	-	-	-
Overhead Pole Line	33kV OHL (Pole Line) Conductor	33	km	-		-			-	-							-			-	-							-	-	-	-	-	-	-	-	-	-
Overhead Pole Line	33kV Pole	33	Each	-		-			-	-							-			-	-							-	-	-	-	-	-	-	-	-	-
Overhead Line Fittings	33kV Fittings	33	Each	-		-			-	-							-			-	-							-	-	-	-	-	-	-	-	-	-
Overhead Tower Line	33kV Tower	33	Each	-		-			-	-							-			-	-							-	-	-	-	-	-	-	-	-	-
Overhead Tower Line	33kV OHL (Tower Line) Conductor	33	km	-		-			-	-							-			-	-							-	-	-	-	-	-	-	-	-	-
Cable	132kV Sub Cable	132	km	-		-			-	-							-			-	-							-	-	-	-	-	-	-	-	-	-
Cable	132kV UG Cable (Gas)	132	km	9.6		-			-	-							-			-	-							-	-	-	-	-	-	-	-	-	-
Cable	132kV UG Cable (Non Pressurised)	132	km	164.0		8.00			-	0.10							0.15			-	-							7.9	-	-	-	0.1	-	-	-	-	-
Cable	132kV UG Cable (Oil)	132	km	16.0		-			-	-							-			-	-							-	-	-	-	-	-	-	-	-	-
Circuit Breaker	132kV CB (Air Insulated Busbars) (ID)	132	Each	16.0		-			-	-							-			-	-							-	-	-	-	-	-	-	-	-	-
Circuit Breaker	132kV CB (Air Insulated Busbars) (OD)	132	Each	244.0		1.00			-	-		3.00					5.00			-	-		3.00					4.0	-	-	-	-	-	-	-	-	-
Circuit Breaker	132kV CB (Gas Insulated Busbars) (I	132	Each	53.0		9.00			-	-							-			-	-							9.0	-	-	-	-	-	-	-	-	-
Circuit Breaker	132kV CB (Gas Insulated Busbars) (O	132	Each	-		-			-	-							-			-	-							-	-	-	-	-	-	-	-	-	-
Circuit Breaker	132kV Switchgear - Other	132	Each	1565.0		64.00			-	2.00		10.00					18.00			-	-		8.00					46.0	-	-	-	2.0	-	2.0	-	-	-
Earth Wire	132kV OHL (Tower Line) Earth Wire	132	km	1214.4		-			-	-							-			-	-							-	-	-	-	-	-	-	-	-	-
Earth Wire Fittings	132kV Earth Wire Fittings	132	Per Set	4587.0		-			-	-							-			-	-							-	-	-	-	-	-	-	-	-	-
FACTS	132kV FACTS Equipment	132	Ner Installation	4.0		-			-	-							-			-	-							-	-	-	-	-	-	-	-	-	-
Overhead Pole Line	132kV OHL (Pole Line) Conductor	132	km	342.9		5.00			-	-		20.00					-			-	-							5.0	-	-	-	-	-	20.0	-	-	-
Overhead Pole Line	132kV Pole	132	Each	3075.0		50.00			-	-		250.00					-			-	-							50.0	-	-	-	-	-	250.0	-	-	-
Overhead Line Fittings	132kV Fittings	132	Each	12298.0		52.00			-	-		726.00					-	4.00		-	-		291.00					48.0	-	-	-	-	-	435.0	-	-	-
Overhead Tower Line	132kV Tower	132	Each	5231.0		1.00			-	-		130.00					-	2.00		-	-		74.00					1.0	-	-	-	-	-	56.0	-	-	-
Overhead Tower Line	132kV OHL (Tower Line) Conductor	132	km	2401.2		-			-	-		137.25					-	1.10		-	-		83.80					1.1	-	-	-	-	-	53.5	-	-	-
Reactor	132kV Reactor	132	Each	3.0		-			-	-							-			-	-							-	-	-	-	-	-	-	-	-	-
Transformer	132kV Transformer	132	Each	173.0		-			4.00	2.00		5.00					-			4.00	1.00		5.00					-	-	-	-	1.0	-	-	-	-	-
Cable	275kV Sub Cable	275	km	81.5		-			-	-							-			-	-							-	-	-	-	-	-	-	-	-	-
Cable	275kV UG Cable (Gas)	275	km	-		-			-	-							-			-	-							-	-	-	-	-	-	-	-	-	-
Cable	275kV UG Cable (Non Pressurised)	275	km	10.9		-			-	-							-			-	-							-	-	-	-	-	-	-	-	-	-
Cable	275kV UG Cable (Oil)	275	km	1.1		-			-	-							-			-	-							-	-	-	-	-	-	-	-	-	-
Circuit Breaker	275kV CB (Air Insulated Busbars) (ID)	275	Each	11.0		-			-	-							-			-	-							-	-	-	-	-	-	-	-	-	-
Circuit Breaker	275kV CB (Air Insulated Busbars) (OD)	275	Each	121.0		-			-	-							-			-	-							-	-	-	-	-	-	-	-	-	-
Circuit Breaker	275kV CB (Gas Insulated Busbars) (I	275	Each	19.0		-			-	-							-			-	-							-	-	-	-	-	-	-	-	-	-
Circuit Breaker	275kV CB (Gas Insulated Busbars) (O	275	Each	-		-			-	-							-			-	-							-	-	-	-	-	-	-	-	-	-
Circuit Breaker	275kV Switchgear - Other	275	Each	920.0		-			-	-							-			-	-							-	-	-	-	-	-	-	-	-	-
Earth Wire	275kV OHL (Tower Line) Earth Wire	275	km	967.4		-			-	-							-			-	-							-	-	-	-	-	-	-	-	-	-
Earth Wire Fittings	275kV Earth Wire Fittings	275	Per Set	2713.0		-			-	-							-			-	-							-	-	-	-	-	-	-	-	-	-
FACTS	275kV FACTS Equipment	275	Ner Installation	2.0		-			-	-							-			-	-							-	-	-	-	-	-	-	-	-	-
Overhead Pole Line	275kV OHL (Pole Line) Conductor	275	km	-		-			-	-							-			-	-							-	-	-	-	-	-	-	-	-	-
Overhead Pole Line	275kV Pole	275	Each	-		-			-	-							-			-	-							-	-	-	-	-	-	-	-	-	-
Overhead Line Fittings	275kV Fittings	275	Each	5961.0		425.00			-	-							-	421.00		-	-							4.0	-	-	-	-	-	-	-	-	-
Overhead Tower Line	275kV Tower	275	Each	2713.0		5.00			-	-							-			-	-							5.0	-	-	-	-	-	-	-	-	-
Overhead Tower Line	275kV OHL (Tower Line) Conductor	275	km	1934.9		133.40			-	-							-	133.40		-	-							-	-	-	-	-	-	-	-	-	-
Reactor	275kV Reactor	275	Each	10.0		-			-	-							-			-	-							-	-	-	-	-	-	-	-	-	-
Transformer	275kV Transformer	275	Each	59.0		1.00			2.00	-							-	1.00		-	-							-	-	-	2.0	-	-	-	-	-	-
Cable	400kV Sub Cable	400	km	-		-			-	-							-			-	-							-	-	-	-	-	-	-	-	-	-
Cable	400kV UG Cable (Gas)	400	km	-		-			-	-							-			-	-							-	-	-	-	-	-	-	-	-	-
Cable	400kV UG Cable (Non Pressurised)	400	km	0.6		-			-	-							-			-	-							-	-	-	-	-	-	-	-	-	-
Cable	400kV UG Cable (Oil)	400	km	-		-			-	-							-			-	-							-	-	-	-	-	-	-	-	-	-
Circuit Breaker	400kV CB (Air Insulated Busbars) (ID)	400	Each	-		-			-	-							-			-	-							-	-	-	-	-	-	-	-	-	-
Circuit Breaker	400kV CB (Air Insulated Busbars) (OD)	400	Each	8.0		-			-	-							-	5.00		-	-							5.0	-	-	-	-	-	-	-	-	-
Circuit Breaker	400kV CB (Gas Insulated Busbars) (I	400	Each	19.0		28.00			2.00	-							-			-	-							28.0	-	-	2.0	-	-	-	-	-	-
Circuit Breaker	400kV CB (Gas Insulated Busbars) (O	400	Each	-		-			-	-							-			-	-							-	-	-	-	-	-	-	-	-	-
Circuit Breaker	400kV Switchgear - Other	400	Each	104.0		209.00			18.00	-							-	22.00		-	-							187.0	-	-	18.0	-	-	-	-	-	-
Earth Wire	400kV OHL (Tower Line) Earth Wire	400	km	199.4		-			-	-							-			-	-							-	-	-	-	-	-	-	-	-	-
Earth Wire Fittings	400kV Earth Wire Fittings	400	Per Set	535.0		-			-	-							-			-	-							-	-	-	-	-	-	-	-	-	-
FACTS	400kV FACTS Equipment	400	Ner Installation	2.0		-			-	-							-			-	-							-	-	-	-	-	-	-	-	-	-
Overhead Pole Line	400kV OHL (Pole Line) Conductor	400	km	-		-			-	-							-			-	-							-	-	-	-	-	-	-	-	-	-
Overhead Pole Line	400kV Pole	400	Each	-		-			-	-							-			-	-							-	-	-	-	-	-	-	-	-	-
Overhead Line Fittings	400kV Fittings	400	Each	535.0		-			-	-							-			-	-							-	-	-	-	-	-	-	-	-	-
Overhead Tower Line	400kV Tower	400	Each	535.0		-			-	-							-			-	-							-	-	-	-	-	-	-	-	-	-
Overhead Tower Line	400kV OHL (Tower Line) Conductor	400	km	199.4		-			-	-							-			-	-							-	-	-	-	-	-	-	-	-	-
Reactor	400kV Reactor	400	Each	4.0		-			-	-							-			-	-							-	-	-	-	-	-	-	-	-	-
Transformer	400kV Transformer	400	Each	12.0		2.00			-	-							-			-	-							2.0	-	-	-	-	-	-	-	-	-
HVDC	Converter Transformer	HVDC	Ner Installation	-		-			-	-							-			-	-							-	-	-	-	-	-	-	-	-	-
HVDC	HVDC	HVDC	Other	2.0		-			-	-							-			-	-							-	-	-	-	-	-	-	-	-	-
HVDC	HVDC Equipment	HVDC	Other	-		-			-	-							-			-	-							-	-	-	-	-	-	-	-	-	-
HVDC	HVDC Cable	HVDC	Other	48.2		-			-	-							-			-	-							-	-	-	-	-	-	-	-	-	-
HVDC	HVDC Subsea Cable	HVDC	Other	114.5		-			-	-							-			-	-							-	-	-	-	-	-	-	-	-	-
HVDC	HVDC Overhead Conductor	HVDC	Other	-		-			-	-							-			-	-							-	-	-	-	-	-	-	-	-	-
Protection	Protection Schemes	Other	Ividual Schemes	728.0		35.00			6.00	3.00		9.00					7.00			4.00	1.00		9.00					28.0	-	-	2.0	2.0	-	-	-	-	-
Protection	Pilot Wire Overhead	Other	km	-		-			-	-							-			-	-							-	-	-	-	-	-	-	-	-	-
Protection	Pilot Wire Underground	Other	km	-		-			-	-							-			-	-							-	-	-	-	-	-	-	-	-	-
Protection	Multicore Cable	Other	km	-		-			-	-							-			-	-							-	-	-	-	-	-	-	-	-	-
Cable Bridge	Cable Bridge	Bridge	Each	-		-			-	-							-			-	-							-	-	-	-	-	-	-	-	-	-
Cable Tunnel	Cable Tunnel	Tunnel	km	-		-			-	-							-			-	-							-	-	-	-	-	-	-	-	-	-
Batteries	Batteries at 132kV Substations	Batteries	Each	183.0		-			-	-		2.00					-			-	-		2.00					-	-	-	-	-	-	-	-	-	-
Batteries	Batteries at 275kV Substations	Batteries	Each	101.0		-			-	-							-			-	-							-	-	-	-	-	-	-	-	-	-
Batteries	Batteries at 400kV Substations	Batteries	Each	33.0		4.00			-	-							-			-	-							4.0	-	-	-	-	-	-	-	-	-
Protection - Memo	11kV VT	Other	Each	41.0		-			-	-							-			-	-							-	-	-	-	-	-	-	-	-	-
Protection - Memo	33kV VT	Other	Each	373.0		-			-	-							-			-	-							-	-	-	-	-	-	-	-	-	-
Protection - Memo	132kV VT	Other	Each	556.0		-			-	-							-			-	-							-	-	-	-	-	-	-	-	-	-
Protection - Memo	132kV CT	Other	Each	272.0		-			-	-							-			-	-							-	-	-	-	-	-	-	-	-	-
Protection - Memo	275kV VT	Other	Each	264.0		-			-	-							-			-	-							-	-	-	-	-	-	-	-	-	-
Protection - Memo	275kV CT	Other	Each	348.0		-			-	-							-			-	-							-	-	-	-	-	-	-	-	-	-
Protection - Memo	400kV VT	Other	Each	34.0		-			-	-							-			-	-							-	-	-	-	-	-	-	-	-	-
Protection - Memo	400kV CT	Other	Each	21.0		-			-	-							-			-	-							-	-	-	-	-	-	-	-	-	-

Total Asset Register Closing Balance £
21.0
9.0
-
-
-
14.0
31.0
148.0
-
270.0
-
-
-
-
-
-
-
-
9.6
171.9
16.0
16.0
240.0
62.0
1615.0
1214.4
4587.0
4.0
367.9
3375.0
12781.0
5286.0
2453.6
3.0
174.0
81.5
-
10.9
1.1
11.0
121.0
19.0
-
920.0
967.4
2713.0
2.0
-
-
5965.0
2718.0
1934.9
10.0
61.0
-
-
0.6
-
-
3.0
49.0
305.0
199.4
535.0
2.0
-
535.0
535.0
199.4
4.0
14.0
-
2.0
-
48.2
114.5
760.0
-
-
-
-
183.0
101.0
37.0
41.0
373.0
556.0
272.0
264.0
348.0
34.0
21.0

RIIO-T2 Business Plan Data Template
Scottish Hydro Electric Transmission

RPDT - Workbook
Version 1.0 - Submitted on 09 Dec 2019

Sheet: A7 Asset Movements 2022

Price Base: 2018/19

Asset Class	Name	Voltage	Units	Opening Balance	Data Cleansing	Additions										Disposals										Total Asset Movements										Total Asset Register Closing Balance
						Load Related						Non-Load			Other	Load Related						Non-Load			Other	Load Related						Non-Load			Other	
						Local Enabling (Entry)	Local Enabling (Exit)	Wider Works	LRE - sole-use Local Enabling (Exit - Sole Use)	LRE - sole-use Local Enabling (Entry - Sole Use)	TSS Infrastructure	Replacement	Decommissioning	Non-Load - Other	Other	Local Enabling (Entry)	Local Enabling (Exit)	Wider Works	LRE - sole-use Local Enabling (Exit - Sole Use)	LRE - sole-use Local Enabling (Entry - Sole Use)	TSS Infrastructure	Replacement	Decommissioning	Non-Load - Other	Other	Local Enabling (Entry)	Local Enabling (Exit)	Wider Works	LRE - sole-use Local Enabling (Exit - Sole Use)	LRE - sole-use Local Enabling (Entry - Sole Use)	TSS Infrastructure	Replacement	Decommissioning	Non-Load - Other	Other	
					#	#	#	#	#	#	#	#	#	#	#	#	#	#	#	#	#	#	#	#	#	#	#	#	#	#	#	#	#	#	#	
Cable	6.6/11kV UG Cable	HV	km	-		-	-	-	-	-	-	-	-			-	-	-	-	-	-	-	-			-	-	-	-	-	-	-	-	-	-	-
Circuit Breaker	6.6/11kV CB (GM) Primary	HV	Each	21.0		-	-	-	-	-	-	-	-			-	-	-	-	-	-	-	-			-	-	-	-	-	-	-	-	-	-	21.0
Circuit Breaker	6.6/11kV Switch	HV	Each	9.0		-	-	-	-	-	-	-	-			-	-	-	-	-	-	-	-			-	-	-	-	-	-	-	-	-	-	9.0
Cable	33kV UG Cable (Gas)	33	km	-		-	-	-	-	-	-	-	-			-	-	-	-	-	-	-	-			-	-	-	-	-	-	-	-	-	-	-
Cable	33kV UG Cable (Non Pressurised)	33	km	-		-	-	-	-	0.0	-	-	-			-	-	-	-	-	-	-	-			-	-	-	-	0.0	-	-	-	-	-	0.0
Cable	33kV UG Cable (Oil)	33	km	-		-	-	-	-	-	-	-	-			-	-	-	-	-	-	-	-			-	-	-	-	-	-	-	-	-	-	-
Circuit Breaker	33kV CB (Air Insulated Busbars) (ID) (GM)	33	Each	14.0		-	-	-	-	-	-	-	-			-	-	-	-	-	-	-	-			-	-	-	-	-	-	-	-	-	-	14.0
Circuit Breaker	33kV CB (Air Insulated Busbars) (OD) (GM)	33	Each	31.0		-	-	-	-	-	-	-	-			-	-	-	-	-	-	-	-			-	-	-	-	-	-	-	-	-	-	31.0
Circuit Breaker	33kV CB (Gas Insulated Busbars) (ID) (GM)	33	Each	148.0		-	-	-	-	2.0	-	-	-			-	-	-	-	-	-	-	-			-	-	-	-	2.0	-	-	-	-	-	150.0
Circuit Breaker	33kV CB (Gas Insulated Busbars) (OD) (GM)	33	Each	-		-	-	-	-	-	-	-	-			-	-	-	-	-	-	-	-			-	-	-	-	-	-	-	-	-	-	-
Circuit Breaker	33kV Switch (GM)	33	Each	-		-	-	-	-	-	-	-	-			-	-	-	-	-	-	-	-			-	-	-	-	-	-	-	-	-	-	-
Circuit Breaker	33kV Switchgear - Other	33	Each	270.0		-	-	-	-	-	-	-	-			-	-	-	-	-	-	-	-			-	-	-	-	-	-	-	-	-	-	270.0
Earth Wire	33kV OHL (Tower Line) Earth Wire	33	km	-		-	-	-	-	-	-	-	-			-	-	-	-	-	-	-	-			-	-	-	-	-	-	-	-	-	-	-
Earth Wire Fittings	33kV Earth Wire Fittings	33	Per Set	-		-	-	-	-	-	-	-	-			-	-	-	-	-	-	-	-			-	-	-	-	-	-	-	-	-	-	-
Overhead Pole Line	33kV OHL (Pole Line) Conductor	33	km	-		-	-	-	-	-	-	-	-			-	-	-	-	-	-	-	-			-	-	-	-	-	-	-	-	-	-	-
Overhead Pole Line	33kV Pole	33	Each	-		-	-	-	-	-	-	-	-			-	-	-	-	-	-	-	-			-	-	-	-	-	-	-	-	-	-	-
Overhead Line Fittings	33kV Fittings	33	Each	-		-	-	-	-	-	-	-	-			-	-	-	-	-	-	-	-			-	-	-	-	-	-	-	-	-	-	-
Overhead Tower Line	33kV Tower	33	Each	-		-	-	-	-	-	-	-	-			-	-	-	-	-	-	-	-			-	-	-	-	-	-	-	-	-	-	-
Overhead Tower Line	33kV OHL (Tower Line) Conductor	33	km	-		-	-	-	-	-	-	-	-			-	-	-	-	-	-	-	-			-	-	-	-	-	-	-	-	-	-	-
Cable	132kV Sub Cable	132	km	-		-	-	-	-	-	-	-	-			-	-	-	-	-	-	-	-			-	-	-	-	-	-	-	-	-	-	-
Cable	132kV UG Cable (Gas)	132	km	9.6		-	-	-	-	-	-	-	-			-	-	-	-	-	-	-	-			-	-	-	-	-	-	-	-	-	-	9.6
Cable	132kV UG Cable (Non Pressurised)	132	km	171.9		2.0	-	-	-	0.1	-	-	-			-	-	-	-	-	-	-	-			2.0	-	-	-	0.1	-	-	-	-	-	174.0
Cable	132kV UG Cable (Oil)	132	km	16.0		-	-	-	-	-	-	-	-			-	-	-	-	-	-	-	-			-	-	-	-	-	-	-	-	-	-	16.0
Circuit Breaker	132kV CB (Air Insulated Busbars) (ID)	132	Each	16.0		-	-	-	-	-	-	-	-			-	-	-	-	-	-	-	-			-	-	-	-	-	-	-	-	-	-	16.0
Circuit Breaker	132kV CB (Air Insulated Busbars) (OD)	132	Each	240.0		-	-	-	-	1.0	-	-	-			-	-	-	-	-	-	-	-			-	-	-	-	1.0	-	-	-	-	-	241.0
Circuit Breaker	132kV CB (Gas Insulated Busbars) (ID)	132	Each	62.0		2.0	-	-	-	-	-	-	-			-	-	-	-	-	-	-	-			2.0	-	-	-	-	-	-	-	-	-	64.0
Circuit Breaker	132kV CB (Gas Insulated Busbars) (OD)	132	Each	-		-	-	-	-	-	-	-	-			-	-	-	-	-	-	-	-			-	-	-	-	-	-	-	-	-	-	-
Circuit Breaker	132kV Switchgear - Other	132	Each	1615.0		24.0	-	-	-	-	-	-	-			-	-	-	-	-	-	-	-			24.0	-	-	-	-	-	-	-	-	-	1639.0
Earth Wire	132kV OHL (Tower Line) Earth Wire	132	km	1214.4		-	-	-	-	-	-	-	-			-	-	-	-	-	-	-	-			-	-	-	-	-	-	-	-	-	-	1214.4
Earth Wire Fittings	132kV Earth Wire Fittings	132	Per Set	4587.0		-	-	-	-	-	-	-	-			-	-	-	-	-	-	-	-			-	-	-	-	-	-	-	-	-	-	4587.0
FACTS	132kV FACTS Equipment	132	Per Installation	4.0		-	-	-	-	-	-	-	-			-	-	-	-	-	-	-	-			-	-	-	-	-	-	-	-	-	-	4.0
Overhead Pole Line	132kV OHL (Pole Line) Conductor	132	km	367.9		9.0	-	-	-	-	-	-	-			-	-	-	-	-	-	-	-			9.0	-	-	-	-	-	-	-	-	-	376.9
Overhead Pole Line	132kV Pole	132	Each	3375.0		92.0	-	-	-	-	-	-	-			-	-	-	-	-	-	-	-			92.0	-	-	-	-	-	-	-	-	-	3467.0
Overhead Line Fittings	132kV Fittings	132	Each	12781.0		96.0	-	-	-	-	-	-	-			-	-	-	-	-	-	-	-			96.0	-	-	-	-	-	-	-	-	-	12877.0
Overhead Tower Line	132kV Tower	132	Each	5286.0		2.0	-	-	-	-	-	-	-			-	-	-	-	-	-	-	-			2.0	-	-	-	-	-	-	-	-	-	5288.0
Overhead Tower Line	132kV OHL (Tower Line) Conductor	132	km	2453.6		-	-	-	-	-	-	-	-			-	-	-	-	-	-	-	-			-	-	-	-	-	-	-	-	-	-	2453.6
Reactor	132kV Reactor	132	Each	3.0		-	-	-	-	-	-	-	-			-	-	-	-	-	-	-	-			-	-	-	-	-	-	-	-	-	-	3.0
Transformer	132kV Transformer	132	Each	174.0		-	-	-	-	2.0	-	-	-			-	-	-	-	-	-	-	-			-	-	-	-	2.0	-	-	-	-	-	176.0
Cable	275kV Sub Cable	275	km	81.5		-	-	-	-	-	-	-	-			-	-	-	-	-	-	-	-			-	-	-	-	-	-	-	-	-	-	81.5
Cable	275kV UG Cable (Gas)	275	km	-		-	-	-	-	-	-	-	-			-	-	-	-	-	-	-	-			-	-	-	-	-	-	-	-	-	-	-
Cable	275kV UG Cable (Non Pressurised)	275	km	10.9		-	-	-	-	-	-	-	-			-	-	-	-	-	-	-	-			-	-	-	-	-	-	-	-	-	-	10.9
Cable	275kV UG Cable (Oil)	275	km	1.1		-	-	-	-	-	-	-	-			-	-	-	-	-	-	-	-			-	-	-	-	-	-	-	-	-	-	1.1
Circuit Breaker	275kV CB (Air Insulated Busbars) (ID)	275	Each	11.0		-	-	-	-	-	-	-	-			-	-	-	-	-	-	-	-			-	-	-	-	-	-	-	-	-	-	11.0
Circuit Breaker	275kV CB (Air Insulated Busbars) (OD)	275	Each	121.0		6.0	-	-	-	-	-	-	-			2.0	-	-	-	-	-	-	-			4.0	-	-	-	-	-	-	-	-	-	125.0
Circuit Breaker	275kV CB (Gas Insulated Busbars) (ID)	275	Each	19.0		-	-	-	-	-	-	-	-			-	-	-	-	-	-	-	-			-	-	-	-	-	-	-	-	-	-	19.0
Circuit Breaker	275kV CB (Gas Insulated Busbars) (OD)	275	Each	-		-	-	-	-	-	-	-	-			-	-	-	-	-	-	-	-			-	-	-	-	-	-	-	-	-	-	-
Circuit Breaker	275kV Switchgear - Other	275	Each	920.0		89.0	-	-	-	-	-	-	-			24.0	-	-	-	-	-	-	-			65.0	-	-	-	-	-	-	-	-	-	985.0
Earth Wire	275kV OHL (Tower Line) Earth Wire	275	km	967.4		-	-	-	-	-	-	-	-			-	-	-	-	-	-	-	-			-	-	-	-	-	-	-	-	-	-	967.4
Earth Wire Fittings	275kV Earth Wire Fittings	275	Per Set	2713.0		-	-	-	-	-	-	-	-			-	-	-	-	-	-	-	-			-	-	-	-	-	-	-	-	-	-	2713.0
FACTS	275kV FACTS Equipment	275	Per Installation	2.0		-	-	-	-	-	-	-	-			-	-	-	-	-	-	-	-			-	-	-	-	-	-	-	-	-	-	2.0
Overhead Pole Line	275kV OHL (Pole Line) Conductor	275	km	-		-	-	-	-	-	-	-	-			-	-	-	-	-	-	-	-			-	-	-	-	-	-	-	-	-	-	-
Overhead Pole Line	275kV Pole	275	Each	-		-	-	-	-	-	-	-	-			-	-	-	-	-	-	-	-			-	-	-	-	-	-	-	-	-	-	-
Overhead Line Fittings	275kV Fittings	275	Each	5965.0		-	-	-	-	-	-	-	-			-	-	-	-	-	-	-	-			-	-	-	-	-	-	-	-	-	-	5965.0
Overhead Tower Line	275kV Tower	275	Each	2718.0		-	-	-	-	-	-	-	-			-	-	-	-	-	-	-	-			-	-	-	-	-	-	-	-	-	-	2718.0
Overhead Tower Line	275kV OHL (Tower Line) Conductor	275	km	1934.9		-	-	-	-	-	-	-	-			-	-	-	-	-	-	-	-			-	-	-	-	-	-	-	-	-	-	1934.9
Reactor	275kV Reactor	275	Each	10.0		-	-	-	-	-	-	-	-			-	-	-	-	-	-	-	-			-	-	-	-	-	-	-	-	-	-	10.0
Transformer	275kV Transformer	275	Each	61.0		-	-	-	-	-	-	-	-			-	-	-	-	-	-	-	-			-	-	-	-	-	-	-	-	-	-	61.0
Cable	400kV Sub Cable	400	km	-		-	-	-	-	-	-	-	-			-	-	-	-	-	-	-	-			-	-	-	-	-	-	-	-	-	-	-
Cable	400kV UG Cable (Gas)	400	km	-		-	-	-	-	-	-	-	-			-	-	-	-	-	-	-	-			-	-	-	-	-	-	-	-	-	-	-
Cable	400kV UG Cable (Non Pressurised)	400	km	0.6		-	-	-	-	-	-	-	-			-	-	-	-	-	-	-	-			-	-	-	-	-	-	-	-	-	-	0.6
Cable	400kV UG Cable (Oil)	400	km	-		-	-	-	-	-	-	-	-			-	-	-	-	-	-	-	-			-	-	-	-	-	-	-	-	-	-	-
Circuit Breaker	400kV CB (Air Insulated Busbars) (ID)	400	Each	-		-	-	-	-	-	-	-	-			-	-	-	-	-	-	-	-			-	-	-	-	-	-	-	-	-	-	-
Circuit Breaker	400kV CB (Air Insulated Busbars) (OD)	400	Each	3.0		-	-	-	-	-	-	-	-			-	-	-	-	-	-	-	-			-	-	-	-	-	-	-	-	-	-	3.0
Circuit Breaker	400kV CB (Gas Insulated Busbars) (ID)	400	Each	49.0		-	-	-	-	-	-	-	-			-	-	-	-	-	-	-	-			-	-	-	-	-	-	-	-	-	-	49.0
Circuit Breaker	400kV CB (Gas Insulated Busbars) (OD)	400	Each	-		-	-	-	-	-	-	-	-			-	-	-	-	-	-	-	-			-	-	-	-	-	-	-	-	-	-	-
Circuit Breaker	400kV Switchgear - Other	400	Each	308.0		-	-	-	-	-	-	-	-			-	-	-	-	-	-	-	-			-	-	-	-	-	-	-	-	-	-	308.0
Earth Wire	400kV OHL (Tower Line) Earth Wire	400	km	199.4		-	-	-	-	-	-	-	-			-	-	-	-	-	-	-	-			-	-	-	-	-	-	-	-	-	-	199.4
Earth Wire Fittings	400kV Earth Wire Fittings	400	Per Set	535.0		-	-	-	-	-	-	-	-			-	-	-	-	-	-	-	-			-	-	-	-	-	-	-	-	-	-	535.0
FACTS	400kV FACTS Equipment	400	Per Installation	2.0		-	-	-	-	-	-	-	-			-	-	-	-	-	-	-	-			-	-	-	-	-	-	-	-	-	-	2.0
Overhead Pole Line	400kV OHL (Pole Line) Conductor	400	km	-		-	-	-	-	-	-	-	-			-	-	-	-	-	-	-	-			-	-	-	-	-	-	-	-	-	-	-
Overhead Pole Line	400kV Pole	400	Each	-		-	-	-	-	-	-	-	-			-	-	-	-	-	-	-	-			-	-	-	-	-	-	-	-	-	-	-
Overhead Line Fittings	400kV Fittings	400	Each	535.0		-	-	-	-	-	-	-	-			-	-	-	-	-	-	-	-			-	-	-	-	-	-	-	-	-	-	535.0
Overhead Tower Line	400kV Tower	400	Each	535.0		-	-	-	-	-	-	-	-			-	-	-	-	-	-	-	-			-	-	-	-	-	-	-	-	-	-	535.0
Overhead Tower Line	400kV OHL (Tower Line) Conductor	400	km	199.4		-	-	-	-	-	-	-	-			-	-	-	-	-	-	-	-			-	-	-	-	-	-	-	-	-	-	199.4
Reactor	400kV Reactor	400	Each	4.0		-	-	-	-	-	-	-	-			-	-	-	-	-	-	-	-			-	-	-	-	-	-	-	-	-	-	4.0
Transformer	400kV Transformer	400	Each	14.0		-	-	-	-	-	-	-	-			-	-	-	-	-	-	-	-			-	-	-	-	-	-	-	-	-	-	14.0
HVDC	Converter Transformer	HVDC	Per Installation	-		-	-	-	-	-	-	-	-			-	-	-	-	-	-	-	-			-	-	-	-	-	-	-	-	-	-	-
HVDC	HVDC	HVDC	Other	2.0		-	-	-	-	-	-	-	-			-	-	-	-	-	-	-	-			-	-	-	-	-	-	-	-	-	-	2.0
HVDC	HVDC Equipment	HVDC	Other	-		-	-	-	-	-	-	-	-			-	-	-	-	-	-	-	-			-	-	-	-	-	-	-	-	-	-	-
HVDC	HVDC Cable	HVDC	Other	48.2		-	-	-	-	-	-	-	-			-	-	-	-	-	-	-	-			-	-	-	-	-	-	-	-	-	-	48.2
HVDC	HVDC Subsea Cable	HVDC	Other	114.5		-	-	-	-	-	-	-	-			-	-	-	-	-	-	-	-			-	-	-	-	-	-	-	-	-	-	114.5
HVDC	HVDC Overhead Conductor	HVDC	Other	-		-	-	-	-	-	-	-	-			-	-	-	-	-	-	-	-			-	-	-	-	-	-	-	-	-	-	-
Protection	Protection Schemes	Other	Individual Schemes	760.0		14.0	-	-	-	3.0	-	-	-			6.0	-	-	-	-	-	-	-			8.0	-	-	-	3.0	-	-	-	-	-	771.0
Protection	Pilot Wire Overhead	Other	km	-		-	-	-	-	-	-	-	-			-	-	-	-	-	-	-	-			-	-	-	-	-	-	-	-	-	-	-
Protection	Pilot Wire Underground	Other	km	-		-	-	-	-	-	-	-	-			-	-	-	-	-	-	-	-			-	-	-	-	-	-	-	-	-	-	-
Protection	Multicore Cable	Other	km	-		-	-	-	-	-	-	-	-			-	-	-	-	-	-	-	-			-	-	-	-	-	-	-	-	-	-	-
Cable Bridge	Cable Bridge	Other	Each	-		-	-	-	-	-	-	-	-			-	-	-	-	-	-	-	-			-	-	-	-	-	-	-	-	-	-	-
Cable Tunnel	Cable Tunnel	Tunnel	km	-		-	-	-	-	-	-	-	-			-	-	-	-	-	-	-	-			-	-	-	-	-	-	-	-	-	-	-
Batteries	Batteries at 132kV Substations	Batteries	Each	183.0		2.0	-	-	-	2.0	-	-	-	7.00		-	-	-	-	-	-	-	-	7.00		2.0	-	-	-	2.0	-	-	-	-	-	187.0
Batteries	Batteries at 275kV Substations	Batteries	Each	101.0		2.0	-	-	-	-	-	-	-	4.00		2.0	-	-	-	-	-	-	-	4.00		-	-	-	-	-	-	-	-	-	-	101.0
Batteries	Batteries at 400kV Substations	Batteries	Each	37.0		-	-	-	-	-	-	-	-			-	-	-	-	-	-	-	-			-	-	-	-	-	-	-	-	-	-	37.0
Protection - Memo	11kV VT	Other	Each	41.0		-	-	-	-	-	-	-	-			-	-	-	-	-	-	-	-			-	-	-	-	-	-	-	-	-	-	41.0
Protection - Memo	33kV VT	Other	Each	373.0		-	-	-	-	-	-	-	-			-	-	-	-	-	-	-	-			-	-	-	-	-	-	-	-	-	-	373.0
Protection - Memo	132kV VT	Other	Each	556.0		9.0	-	-	-	-	-	-	-			-	-	-	-	-	-	-	-			9.0	-	-	-	-	-	-	-	-	-	565.0
Protection - Memo	132kV CT	Other	Each	272.0		-	-	-	-	-	-	-	-			-	-	-	-	-	-	-	-			-	-	-	-	-	-	-	-	-	-	272.0
Protection - Memo	275kV VT	Other	Each	264.0		12.0	-	-	-	-	-	-	-			-	-	-	-	-	-	-	-			12.0	-	-	-	-	-	-	-	-	-	276.0
Protection - Memo	275kV CT	Other	Each	348.0		27.0	-	-	-	-	-	-	-			-	-	-	-	-	-	-	-			27.0	-	-	-	-	-	-	-	-	-	375.0
Protection - Memo	400kV VT	Other	Each	34.0		-	-	-	-	-	-	-	-			-	-	-	-	-	-	-	-			-	-	-	-	-	-	-	-	-	-	34.0
Protection - Memo	400kV CT	Other	Each	21.0		-	-	-	-	-	-	-	-			-	-	-	-	-	-	-	-			-	-	-	-	-	-	-	-	-	-	21.0

RIIO-T2 Business Plan Data Template
Scottish Hydro Electric Transmission

RPDT - Workbook
Version 1.0 - Submitted on 09 Dec 2019

Sheet: A7 Asset Movements 2023
Price Base: 2018/19

Asset Class	Name	Voltage	Units
Cable	6.6/11kV UG Cable	HV	km
Circuit Breaker	6.6/11kV CB (GM) Primary	HV	Each
Circuit Breaker	6.6/11kV Switch	HV	Each
Cable	33kV UG Cable (Gas)	33	km
Cable	33kV UG Cable (Non Pressurised)	33	km
Cable	33kV UG Cable (Oil)	33	km
Circuit Breaker	33kV CB (Air Insulated Busbars) (EG/	33	Each
Circuit Breaker	33kV CB (Air Insulated Busbars) (OG/	33	Each
Circuit Breaker	33kV CB (Gas Insulated Busbars) (EG	33	Each
Circuit Breaker	33kV CB (Gas Insulated Busbars) (OG	33	Each
Circuit Breaker	33kV Switch (GM)	33	Each
Circuit Breaker	33kV Switchgear - Other	33	Each
Earth Wire	33kV OHL (Tower Line) Earth Wire	33	km
Earth Wire Fittings	33kV Earth Wire Fittings	33	Per Set
Overhead Pole Line	33kV OHL (Pole Line) Conductor	33	km
Overhead Pole Line	33kV Pole	33	Each
Overhead Line Fittings	33kV Fittings	33	Each
Overhead Tower Line	33kV Tower	33	Each
Overhead Tower Line	33kV OHL (Tower Line) Conductor	33	km
Cable	132kV Sub Cable	132	km
Cable	132kV UG Cable (Gas)	132	km
Cable	132kV UG Cable (Non Pressurised)	132	km
Cable	132kV UG Cable (Oil)	132	km
Circuit Breaker	132kV CB (Air Insulated Busbars) (EG	132	Each
Circuit Breaker	132kV CB (Air Insulated Busbars) (OG	132	Each
Circuit Breaker	132kV CB (Gas Insulated Busbars) (EG	132	Each
Circuit Breaker	132kV CB (Gas Insulated Busbars) (OG	132	Each
Circuit Breaker	132kV Switchgear - Other	132	Each
Earth Wire	132kV OHL (Tower Line) Earth Wire	132	km
Earth Wire Fittings	132kV Earth Wire Fittings	132	Per Set
FACTS	132kV FACTS Equipment	132	Nr Installation
Overhead Pole Line	132kV OHL (Pole Line) Conductor	132	km
Overhead Pole Line	132kV Pole	132	Each
Overhead Line Fittings	132kV Fittings	132	Each
Overhead Tower Line	132kV Tower	132	Each
Overhead Tower Line	132kV OHL (Tower Line) Conductor	132	km
Reactor	132kV Reactor	132	Each
Transformer	132kV Transformer	132	Each
Cable	275kV Sub Cable	275	km
Cable	275kV UG Cable (Gas)	275	km
Cable	275kV UG Cable (Non Pressurised)	275	km
Cable	275kV UG Cable (Oil)	275	km
Circuit Breaker	275kV CB (Air Insulated Busbars) (EG	275	Each
Circuit Breaker	275kV CB (Air Insulated Busbars) (OG	275	Each
Circuit Breaker	275kV CB (Gas Insulated Busbars) (EG	275	Each
Circuit Breaker	275kV CB (Gas Insulated Busbars) (OG	275	Each
Circuit Breaker	275kV Switchgear - Other	275	Each
Earth Wire	275kV OHL (Tower Line) Earth Wire	275	km
Earth Wire Fittings	275kV Earth Wire Fittings	275	Per Set
FACTS	275kV FACTS Equipment	275	Nr Installation
Overhead Pole Line	275kV OHL (Pole Line) Conductor	275	km
Overhead Pole Line	275kV Pole	275	Each
Overhead Line Fittings	275kV Fittings	275	Each
Overhead Tower Line	275kV Tower	275	Each
Overhead Tower Line	275kV OHL (Tower Line) Conductor	275	km
Reactor	275kv Reactor	275	Each
Transformer	275kV Transformer	275	Each
Cable	400kV Sub Cable	400	km
Cable	400kV UG Cable (Gas)	400	km
Cable	400kV UG Cable (Non Pressurised)	400	km
Cable	400kV UG Cable (Oil)	400	km
Circuit Breaker	400kV CB (Air Insulated Busbars) (EG	400	Each
Circuit Breaker	400kV CB (Air Insulated Busbars) (OG	400	Each
Circuit Breaker	400kV CB (Gas Insulated Busbars) (EG	400	Each
Circuit Breaker	400kV CB (Gas Insulated Busbars) (OG	400	Each
Circuit Breaker	400kV Switchgear - Other	400	Each
Earth Wire	400kV OHL (Tower Line) Earth Wire	400	km
Earth Wire Fittings	400kV Earth Wire Fittings	400	Per Set
FACTS	400kV FACTS Equipment	400	Nr Installation
Overhead Pole Line	400kV OHL (Pole Line) Conductor	400	km
Overhead Pole Line	400kV Pole	400	Each
Overhead Line Fittings	400kV Fittings	400	Each
Overhead Tower Line	400kV Tower	400	Each
Overhead Tower Line	400kV OHL (Tower Line) Conductor	400	km
Reactor	400kv Reactor	400	Each
Transformer	400kV Transformer	400	Each
HVDC	Converter Transformer	HVDC	Nr Installation
HVDC	HVDC	HVDC	Other
HVDC	HVDC Equipment	HVDC	Other
HVDC	HVDC Cable	HVDC	Other
HVDC	HVDC Subsea Cable	HVDC	Other
HVDC	HVDC Overhead Conductor	HVDC	Other
Protection	Protection Schemes	Other	Individual Schemes
Protection	Pilot Wire Overhead	Other	km
Protection	Pilot Wire Underground	Other	km
Protection	Multicore Cable	Other	km
Cable Bridge	Cable Bridge	Other	Each
Cable Tunnel	Cable Tunnel	Tunnel	km
Batteries	Batteries at 132kV Substations	Batteries	Each
Batteries	Batteries at 275kV Substations	Batteries	Each
Batteries	Batteries at 400kV Substations	Batteries	Each
Protection - Memo	11kV VT	Other	Each
Protection - Memo	33kV VT	Other	Each
Protection - Memo	132kV VT	Other	Each
Protection - Memo	132kV CT	Other	Each
Protection - Memo	275kV VT	Other	Each
Protection - Memo	275kV CT	Other	Each
Protection - Memo	400kV VT	Other	Each
Protection - Memo	400kV CT	Other	Each

Additions

Asset Class	Opening Balance	Data Cleansing	Load Related: Local Enabling (Entry)	Load Related: Local Enabling (Exit)	Load Related: Wider Works	Load Related: LRE - sole-use Local Enabling (Exit - Sole Use)	Load Related: LRE - sole-use Local Enabling (Entry - Sole Use)	Load Related: TSS Infrastructure	Non-Load: Replacement	Non-Load: Decommissioning	Non-Load: Non-Load - Other	Other: Other	Network Operating Costs: Faults
	#	#	#	#	#	#	#	#	#	#	#	#	#
Cable	-		-	-	-	-	-	-	-	-			
Circuit Breaker	21.0		-	-	-	-	-	-	-	-			
Circuit Breaker	9.0		-	-	-	-	-	-	-	-			
Cable	-		-	-	-	-	-	-	-	-			
Cable	0.0		-	-	-	-	0.1	-	-	-			
Cable	-		-	-	-	-	-	-	-	-			
Circuit Breaker	14.0		-	-	-	-	-	-	-	-			
Circuit Breaker	31.0		-	-	-	-	-	-	-	-			
Circuit Breaker	150.0		-	-	-	-	-	-	-	-			
Circuit Breaker	-		-	-	-	-	-	-	-	-			
Circuit Breaker	-		-	-	-	-	-	-	-	-			
Circuit Breaker	270.0		-	-	-	-	-	-	-	-			
Earth Wire	-		-	-	-	-	-	-	-	-			
Earth Wire Fittings	-		-	-	-	-	-	-	-	-			
Overhead Pole Line	-		-	-	-	-	-	-	-	-			
Overhead Pole Line	-		-	-	-	-	-	-	-	-			
Overhead Line Fittings	-		-	-	-	-	-	-	-	-			
Overhead Tower Line	-		-	-	-	-	-	-	-	-			
Overhead Tower Line	-		-	-	-	-	-	-	-	-			
Cable	-		-	-	-	-	-	-	-	-			
Cable	9.6		-	-	-	-	-	-	-	-			
Cable	174.0		3.7	-	-	-	9.6	-	9.6	-			
Cable	16.0		-	-	-	-	-	-	-	-			
Circuit Breaker	16.0		-	-	-	-	-	-	-	-			
Circuit Breaker	241.0		14.0	-	-	-	1.0	-	1.0	-			
Circuit Breaker	64.0		-	-	-	-	-	-	-	-			
Circuit Breaker	-		-	-	-	-	-	-	-	-			
Circuit Breaker	1639.0		107.0	-	-	-	3.0	-	6.0	-			
Earth Wire	1214.4		17.0	-	-	-	-	-	56.5	-			
Earth Wire Fittings	4587.0		68.0	-	-	-	-	-	239.0	-			
FACTS	4.0		-	-	-	-	-	-	-	-			
Overhead Pole Line	376.9		22.0	-	-	-	-	-	-	-			
Overhead Pole Line	3467.0		220.0	-	-	-	-	-	-	-			
Overhead Line Fittings	12877.0		356.0	-	-	-	-	-	394.0	-			
Overhead Tower Line	5288.0		68.0	-	-	-	-	-	99.0	-			
Overhead Tower Line	2453.6		34.0	-	-	-	-	-	93.7	-			
Reactor	3.0		-	-	-	-	-	-	-	-			
Transformer	176.0		-	-	-	-	2.0	-	-	-			
Cable	81.5		-	-	-	-	-	-	-	-			
Cable	-		-	-	-	-	-	-	-	-			
Cable	10.9		-	-	-	-	-	-	-	-			
Cable	1.1		-	-	-	-	-	-	-	-			
Circuit Breaker	11.0		-	-	-	-	-	-	-	-			
Circuit Breaker	125.0		-	-	-	-	-	-	-	-			
Circuit Breaker	19.0		-	-	-	-	-	-	-	-			
Circuit Breaker	-		-	-	-	-	-	-	-	-			
Circuit Breaker	985.0		-	-	-	-	-	-	-	-			
Earth Wire	967.4		-	-	-	-	-	-	-	-			
Earth Wire Fittings	2713.0		-	-	-	-	-	-	-	-			
FACTS	2.0		-	-	-	-	-	-	-	-			
Overhead Pole Line	-		-	-	-	-	-	-	-	-			
Overhead Pole Line	-		-	-	-	-	-	-	-	-			
Overhead Line Fittings	5965.0		-	-	-	-	-	-	-	-			
Overhead Tower Line	2718.0		-	-	-	-	-	-	-	-			
Overhead Tower Line	1934.9		-	-	-	-	-	-	-	-			
Reactor	10.0		-	-	-	-	-	-	-	-			
Transformer	61.0		-	-	-	-	-	-	-	-			
Cable	-		-	-	-	-	-	-	-	-			
Cable	-		-	-	-	-	-	-	-	-			
Cable	0.6		-	-	-	-	-	-	-	-			
Circuit Breaker	-		-	-	-	-	-	-	-	-			
Circuit Breaker	3.0		-	-	-	-	-	-	-	-			
Circuit Breaker	49.0		-	-	-	-	-	-	-	-			
Circuit Breaker	-		-	-	-	-	-	-	-	-			
Circuit Breaker	309.0		-	-	-	-	-	-	-	-			
Earth Wire	199.4		-	-	-	-	-	-	-	-			
Earth Wire Fittings	535.0		-	-	-	-	-	-	-	-			
FACTS	2.0		-	-	-	-	-	-	-	-			
Overhead Pole Line	-		-	-	-	-	-	-	-	-			
Overhead Pole Line	-		-	-	-	-	-	-	-	-			
Overhead Line Fittings	535.0		-	-	-	-	-	-	-	-			
Overhead Tower Line	535.0		-	-	-	-	-	-	-	-			
Overhead Tower Line	189.4		-	-	-	-	-	-	-	-			
Reactor	4.0		-	-	-	-	-	-	-	-			
Transformer	14.0		-	-	-	-	-	-	-	-			
HVDC	-		-	-	-	-	-	-	-	-			
HVDC	2.0		-	-	-	-	-	-	-	-			
HVDC	-		-	-	-	-	-	-	-	-			
HVDC	48.2		-	-	-	-	-	-	-	-			
HVDC	114.5		-	-	-	-	-	-	-	-			
HVDC	-		-	-	-	-	-	-	-	-			
Protection	771.0		14.0	-	-	-	3.0	-	4.0	-			
Protection	-		-	-	-	-	-	-	-	-			
Protection	-		-	-	-	-	-	-	-	-			
Protection	-		-	-	-	-	-	-	-	-			
Cable Bridge	-		-	-	-	-	-	-	-	-			
Cable Tunnel	-		-	-	-	-	-	-	-	-			
Batteries	187.0		2.0	-	-	-	2.0	-	-	-	33.00		
Batteries	101.0		-	-	-	-	-	-	-	-	2.00		
Batteries	37.0		-	-	-	-	-	-	-	-			
Protection - Memo	41.0		-	-	-	-	-	-	-	-			
Protection - Memo	319.0		-	-	-	-	-	-	-	-			
Protection - Memo	565.0		18.0	-	-	-	-	-	-	-			
Protection - Memo	232.0		3.0	-	-	-	-	-	-	-			
Protection - Memo	276.0		-	-	-	-	-	-	-	-			
Protection - Memo	375.0		-	-	-	-	-	-	-	-			
Protection - Memo	34.0		-	-	-	-	-	-	-	-			
Protection - Memo	21.0		-	-	-	-	-	-	-	-			

Disposals

Asset Class	Load Related: Local Enabling (Entry)	Load Related: Local Enabling (Exit)	Load Related: Wider Works	Load Related: LRE - sole-use Local Enabling (Exit - Sole Use)	Load Related: LRE - sole-use Local Enabling (Entry - Sole Use)	Load Related: TSS Infrastructure	Non-Load: Replacement	Non-Load: Decommissioning	Non-Load: Non-Load - Other	Other: Other	Network Operating Costs: Faults
	#	#	#	#	#	#	#	#	#	#	#
Cable	-	-	-	-	-	-	-	-			
Circuit Breaker	-	-	-	-	-	-	-	-			
Circuit Breaker	-	-	-	-	-	-	-	-			
Cable	-	-	-	-	-	-	-	-			
Cable	-	-	-	-	-	-	-	-			
Circuit Breaker	-	-	-	-	-	-	-	-			
Circuit Breaker	-	-	-	-	-	-	-	-			
Circuit Breaker	-	-	-	-	-	-	-	-			
Circuit Breaker	-	-	-	-	-	-	-	-			
Circuit Breaker	-	-	-	-	-	-	-	-			
Circuit Breaker	-	-	-	-	-	-	-	-			
Earth Wire	-	-	-	-	-	-	-	-			
Earth Wire Fittings	-	-	-	-	-	-	-	-			
Overhead Pole Line	-	-	-	-	-	-	-	-			
Overhead Pole Line	-	-	-	-	-	-	-	-			
Overhead Line Fittings	-	-	-	-	-	-	-	-			
Overhead Tower Line	-	-	-	-	-	-	-	-			
Overhead Tower Line	-	-	-	-	-	-	-	-			
Cable	-	-	-	-	-	-	-	-			
Cable	-	-	-	-	-	-	-	-			
Cable	-	-	-	-	-	-	-	-			
Cable	-	-	-	-	-	-	-	-			
Circuit Breaker	-	-	-	-	-	-	-	-			
Circuit Breaker	-	-	-	-	-	-	-	-			
Circuit Breaker	-	-	-	-	-	-	-	-			
Circuit Breaker	-	-	-	-	-	-	-	-			
Circuit Breaker	-	-	-	-	-	-	-	-			
Earth Wire	-	-	-	-	-	-	-	-			
Earth Wire Fittings	-	-	-	-	-	-	-	-			
FACTS	-	-	-	-	-	-	-	-			
Overhead Pole Line	-	-	-	-	-	-	-	-			
Overhead Pole Line	-	-	-	-	-	-	-	-			
Overhead Line Fittings	-	-	-	-	-	-	-	-			
Overhead Tower Line	-	-	-	-	-	-	-	-			
Overhead Tower Line	-	-	-	-	-	-	-	-			
Reactor	-	-	-	-	-	-	-	-			
Transformer	-	-	-	-	-	-	-	-			
Cable	-	-	-	-	-	-	-	-			
Cable	-	-	-	-	-	-	-	-			
Cable	-	-	-	-	-	-	-	-			
Circuit Breaker	-	-	-	-	-	-	-	-			
Circuit Breaker	-	-	-	-	-	-	-	-			
Circuit Breaker	-	-	-	-	-	-	-	-			
Circuit Breaker	-	-	-	-	-	-	-	-			
Circuit Breaker	-	-	-	-	-	-	-	-			
Earth Wire	-	-	-	-	-	-	-	-			
Earth Wire Fittings	-	-	-	-	-	-	-	-			
FACTS	-	-	-	-	-	-	-	-			
Overhead Pole Line	-	-	-	-	-	-	-	-			
Overhead Pole Line	-	-	-	-	-	-	-	-			
Overhead Line Fittings	-	-	-	-	-	-	-	-			
Overhead Tower Line	-	-	-	-	-	-	-	-			
Overhead Tower Line	-	-	-	-	-	-	-	-			
Reactor	-	-	-	-	-	-	-	-			
Transformer	-	-	-	-	-	-	-	-			
HVDC	-	-	-	-	-	-	-	-			
HVDC	-	-	-	-	-	-	-	-			
HVDC	-	-	-	-	-	-	-	-			
HVDC	-	-	-	-	-	-	-	-			
HVDC	-	-	-	-	-	-	-	-			
HVDC	-	-	-	-	-	-	-	-			
Protection	1.0	-	-	-	2.0	-	2.0	-			
Protection	-	-	-	-	-	-	-	-			
Protection	-	-	-	-	-	-	-	-			
Protection	-	-	-	-	-	-	-	-			
Cable Bridge	-	-	-	-	-	-	-	-			
Cable Tunnel	-	-	-	-	-	-	-	-			
Batteries	2.0	-	-	-	-	-	-	-	35.00		
Batteries	-	-	-	-	-	-	-	-	2.00		
Batteries	-	-	-	-	-	-	-	-			
Protection - Memo	-	-	-	-	-	-	-	-			
Protection - Memo	-	-	-	-	-	-	-	-			
Protection - Memo	-	-	-	-	-	-	-	-			
Protection - Memo	-	-	-	-	-	-	-	-			
Protection - Memo	-	-	-	-	-	-	-	-			
Protection - Memo	-	-	-	-	-	-	-	-			
Protection - Memo	-	-	-	-	-	-	-	-			
Protection - Memo	-	-	-	-	-	-	-	-			
Protection - Memo	-	-	-	-	-	-	-	-			
Protection - Memo	-	-	-	-	-	-	-	-			

Total Asset Movements

Asset Class	Load Related: Local Enabling (Entry)	Load Related: Local Enabling (Exit)	Load Related: Wider Works	Load Related: LRE - sole-use Local Enabling (Exit - Sole Use)	Load Related: LRE - sole-use Local Enabling (Entry - Sole Use)	Load Related: TSS Infrastructure	Non-Load: Replacement	Non-Load: Decommissioning	Non-Load: Non-Load - Other	Other: Other	Network Operating Costs: Faults
	#	#	#	#	#	#	#	#	#	#	#
Cable	-	-	-	-	-	-	-	-	-	-	-
Circuit Breaker	-	-	-	-	-	-	-	-	-	-	-
Circuit Breaker	-	-	-	-	-	-	-	-	-	-	-
Cable	-	-	-	-	0.1	-	-	-	-	-	-
Cable	-	-	-	-	-	-	-	-	-	-	-
Circuit Breaker	-	-	-	-	-	-	-	-	-	-	-
Circuit Breaker	-	-	-	-	-	-	-	-	-	-	-
Circuit Breaker	-	-	-	-	-	-	-	-	-	-	-
Circuit Breaker	-	-	-	-	-	-	-	-	-	-	-
Circuit Breaker	-	-	-	-	-	-	-	-	-	-	-
Circuit Breaker	-	-	-	-	-	-	-	-	-	-	-
Earth Wire	-	-	-	-	-	-	-	-	-	-	-
Earth Wire Fittings	-	-	-	-	-	-	-	-	-	-	-
Overhead Pole Line	-	-	-	-	-	-	-	-	-	-	-
Overhead Pole Line	-	-	-	-	-	-	-	-	-	-	-
Overhead Line Fittings	-	-	-	-	-	-	-	-	-	-	-
Overhead Tower Line	-	-	-	-	-	-	-	-	-	-	-
Overhead Tower Line	-	-	-	-	-	-	-	-	-	-	-
Cable	-	-	-	-	-	-	-	-	-	-	-
Cable	-	-	-	-	-	-	-	-	-	-	-
Cable	3.7	-	-	-	9.6	-	9.6	-	-	-	-
Cable	-	-	-	-	-	-	-	-	-	-	-
Circuit Breaker	11.0	-	-	-	1.0	-	-	-	-	-	-
Circuit Breaker	-	-	-	-	-	-	-	-	-	-	-
Circuit Breaker	-	-	-	-	-	-	-	-	-	-	-
Circuit Breaker	95.0	-	-	-	3.0	-	1.0	-	-	-	-
Earth Wire	17.0	-	-	-	-	-	1.8	-	-	-	-
Earth Wire Fittings	68.0	-	-	-	-	-	16.0	-	-	-	-
FACTS	-	-	-	-	-	-	-	-	-	-	-
Overhead Pole Line	22.0	-	-	-	-	-	-	-	-	-	-
Overhead Pole Line	220.0	-	-	-	-	-	-	-	-	-	-
Overhead Line Fittings	282.0	-	-	-	-	-	32.0	-	-	-	-
Overhead Tower Line	31.0	-	-	-	-	-	16.0	-	-	-	-
Overhead Tower Line	3.0	-	-	-	-	-	2.2	-	-	-	-
Reactor	-	-	-	-	-	-	-	-	-	-	-
Transformer	-	-	-	-	2.0	-	-	-	-	-	-
Cable	-	-	-	-	-	-	-	-	-	-	-
Cable	-	-	-	-	-	-	-	-	-	-	-
Cable	-	-	-	-	-	-	-	-	-	-	-
Circuit Breaker	-	-	-	-	-	-	-	-	-	-	-
Circuit Breaker	-	-	-	-	-	-	-	-	-	-	-
Circuit Breaker	-	-	-	-	-	-	-	-	-	-	-
Circuit Breaker	-	-	-	-	-	-	-	-	-	-	-
Circuit Breaker	-	-	-	-	-	-	-	-	-	-	-
Earth Wire	-	-	-	-	-	-	-	-	-	-	-
Earth Wire Fittings	-	-	-	-	-	-	-	-	-	-	-
FACTS	-	-	-	-	-	-	-	-	-	-	-
Overhead Pole Line	-	-	-	-	-	-	-	-	-	-	-
Overhead Pole Line	-	-	-	-	-	-	-	-	-	-	-
Overhead Line Fittings	-	-	-	-	-	-	-	-	-	-	-
Overhead Tower Line	-	-	-	-	-	-	-	-	-	-	-
Overhead Tower Line	-	-	-	-	-	-	-	-	-	-	-
Reactor	-	-	-	-	-	-	-	-	-	-	-
Transformer	-	-	-	-	-	-	-	-	-	-	-
HVDC	-	-	-	-	-	-	-	-	-	-	-
HVDC	-	-	-	-	-	-	-	-	-	-	-
HVDC	-	-	-	-	-	-	-	-	-	-	-
HVDC	-	-	-	-	-	-	-	-	-	-	-
HVDC	-	-	-	-	-	-	-	-	-	-	-
HVDC	-	-	-	-	-	-	-	-	-	-	-
Protection	13.0	-	-	-	1.0	-	2.0	-	-	-	-
Protection	-	-	-	-	-	-	-	-	-	-	-
Protection	-	-	-	-	-	-	-	-	-	-	-
Protection	-	-	-	-	-	-	-	-	-	-	-
Cable Bridge	-	-	-	-	-	-	-	-	-	-	-
Cable Tunnel	-	-	-	-	-	-	-	-	-	-	-
Batteries	-	-	-	-	2.0	-	-	-	2.0	-	-
Batteries	-	-	-	-	-	-	-	-	-	-	-
Batteries	-	-	-	-	-	-	-	-	-	-	-
Protection - Memo	-	-	-	-	-	-	-	-	-	-	-
Protection - Memo	-	-	-	-	-	-	-	-	-	-	-
Protection - Memo	18.0	-	-	-	-	-	-	-	-	-	-
Protection - Memo	3.0	-	-	-	-	-	-	-	-	-	-
Protection - Memo	-	-	-	-	-	-	-	-	-	-	-
Protection - Memo	-	-	-	-	-	-	-	-	-	-	-
Protection - Memo	-	-	-	-	-	-	-	-	-	-	-
Protection - Memo	-	-	-	-	-	-	-	-	-	-	-
Protection - Memo	-	-	-	-	-	-	-	-	-	-	-

Total Asset Register Closing Balance
#
21.0
9.0
-
0.1
-
14.0
31.0
150.0
-
-
270.0
-
-
-
-
-
-
-
-
-
187.3
16.0
16.0
253.0
64.0
-
1738.0
1233.2
4671.0
4.0
398.9
3687.0
13191.0
5335.0
2458.8
3.0
176.0
81.5
-
10.9
1.1
11.0
125.0
19.0
-
985.0
967.4
2713.0
2.0
-
-
5965.0
2718.0
1934.9
10.0
61.0
-
-
0.6
-
-
3.0
49.0
-
305.0
199.4
535.0
2.0
-
-
535.0
535.0
199.4
4.0
14.0
-
2.0
-
48.2
114.5
-
787.0
-
-
-
-
-
187.0
101.0
37.0
41.0
373.0
583.0
275.0
276.0
375.0
34.0
21.0

RIIO-T2 Business Plan Data Template
Scottish Hydro Electric Transmission

RPDT - Workbook
Version 1.0 - Submitted on 09 Dec 2019

Sheet: A7 Asset Movements 2024
Price Base: 2018/19

Asset Class	Name	Voltage	Units
Cable	6.6/11kV UG Cable	HV	km
Circuit Breaker	6.6/11kV CB (GM) Primary	HV	Each
Circuit Breaker	6.6/11kV Switch	HV	Each
Cable	33kV UG Cable (Gas)	33	km
Cable	33kV UG Cable (Non Pressurised)	33	km
Cable	33kV UG Cable (Oil)	33	km
Circuit Breaker	33kV CB (Air Insulated Busbars) (EG/	33	Each
Circuit Breaker	33kV CB (Air Insulated Busbars) (OD/	33	Each
Circuit Breaker	33kV CB (Gas Insulated Busbars) (EG/	33	Each
Circuit Breaker	33kV CB (Gas Insulated Busbars) (OD/	33	Each
Circuit Breaker	33kV Switch (GM)	33	Each
Circuit Breaker	33kV Switchgear - Other	33	Each
Earth Wire	33kV OHL (Tower Line) Earth Wire	33	km
Earth Wire Fittings	33kV Earth Wire Fittings	33	Per Set
Overhead Pole Line	33kV OHL (Pole Line) Conductor	33	km
Overhead Pole Line	33kV Pole	33	Each
Overhead Line Fittings	33kV Fittings	33	Each
Overhead Tower Line	33kV Tower	33	Each
Overhead Tower Line	33kV OHL (Tower Line) Conductor	33	km
Cable	132kV Sub Cable	132	km
Cable	132kV UG Cable (Gas)	132	km
Cable	132kV UG Cable (Non Pressurised)	132	km
Cable	132kV UG Cable (Oil)	132	km
Circuit Breaker	132kV CB (Air Insulated Busbars) (EG	132	Each
Circuit Breaker	132kV CB (Air Insulated Busbars) (OD	132	Each
Circuit Breaker	132kV CB (Gas Insulated Busbars) (3	132	Each
Circuit Breaker	132kV CB (Gas Insulated Busbars) (O	132	Each
Circuit Breaker	132kV Switchgear - Other	132	Each
Earth Wire	132kV OHL (Tower Line) Earth Wire	132	km
Earth Wire Fittings	132kV Earth Wire Fittings	132	Per Set
FACTS	132kV FACTS Equipment	132	Per Installation
Overhead Pole Line	132kV OHL (Pole Line) Conductor	132	km
Overhead Pole Line	132kV Pole	132	Each
Overhead Line Fittings	132kV Fittings	132	Each
Overhead Tower Line	132kV Tower	132	Each
Overhead Tower Line	132kV OHL (Tower Line) Conductor	132	km
Reactor	132kV Reactor	132	Each
Transformer	132kV Transformer	132	Each
Cable	275kV Sub Cable	275	km
Cable	275kV UG Cable (Gas)	275	km
Cable	275kV UG Cable (Non Pressurised)	275	km
Cable	275kV UG Cable (Oil)	275	km
Circuit Breaker	275kV CB (Air Insulated Busbars) (EG	275	Each
Circuit Breaker	275kV CB (Air Insulated Busbars) (OD	275	Each
Circuit Breaker	275kV CB (Gas Insulated Busbars) (3	275	Each
Circuit Breaker	275kV CB (Gas Insulated Busbars) (O	275	Each
Circuit Breaker	275kV Switchgear - Other	275	Each
Earth Wire	275kV OHL (Tower Line) Earth Wire	275	km
Earth Wire Fittings	275kV Earth Wire Fittings	275	Per Set
FACTS	275kV FACTS Equipment	275	Per Installation
Overhead Pole Line	275kV OHL (Pole Line) Conductor	275	km
Overhead Pole Line	275kV Pole	275	Each
Overhead Line Fittings	275kV Fittings	275	Each
Overhead Tower Line	275kV Tower	275	Each
Overhead Tower Line	275kV OHL (Tower Line) Conductor	275	km
Reactor	275kv Reactor	275	Each
Transformer	275kV Transformer	275	Each
Cable	400kV Sub Cable	400	km
Cable	400kV UG Cable (Gas)	400	km
Cable	400kV UG Cable (Non Pressurised)	400	km
Cable	400kV UG Cable (Oil)	400	km
Circuit Breaker	400kV CB (Air Insulated Busbars) (EG	400	Each
Circuit Breaker	400kV CB (Air Insulated Busbars) (OD	400	Each
Circuit Breaker	400kV CB (Gas Insulated Busbars) (3	400	Each
Circuit Breaker	400kV CB (Gas Insulated Busbars) (O	400	Each
Circuit Breaker	400kV Switchgear - Other	400	Each
Earth Wire	400kV OHL (Tower Line) Earth Wire	400	km
Earth Wire Fittings	400kV Earth Wire Fittings	400	Per Set
FACTS	400kV FACTS Equipment	400	Per Installation
Overhead Pole Line	400kV OHL (Pole Line) Conductor	400	km
Overhead Pole Line	400kV Pole	400	Each
Overhead Line Fittings	400kV Fittings	400	Each
Overhead Tower Line	400kV Tower	400	Each
Overhead Tower Line	400kV OHL (Tower Line) Conductor	400	km
Reactor	400kv Reactor	400	Each
Transformer	400kV Transformer	400	Each
HVDC	Converter Transformer	HVDC	Per Installation
HVDC	HVDC	HVDC	Other
HVDC	HVDC Equipment	HVDC	Other
HVDC	HVDC Cable	HVDC	Other
HVDC	HVDC Subsea Cable	HVDC	Other
HVDC	HVDC Overhead Conductor	HVDC	Other
Protection	Protection Schemes	Other	Individual Schemes
Protection	Pilot Wire Overhead	Other	km
Protection	Pilot Wire Underground	Other	km
Protection	Multicore Cable	Other	km
Cable Bridge	Cable Bridge	Other	Each
Cable Tunnel	Cable Tunnel	Tunnel	km
Batteries	Batteries at 132kV Substations	Batteries	Each
Batteries	Batteries at 275kV Substations	Batteries	Each
Batteries	Batteries at 400kV Substations	Batteries	Each
Protection - Memo	11kV VT	Other	Each
Protection - Memo	33kV VT	Other	Each
Protection - Memo	132kV VT	Other	Each
Protection - Memo	132kV CT	Other	Each
Protection - Memo	275kV VT	Other	Each
Protection - Memo	275kV CT	Other	Each
Protection - Memo	400kV VT	Other	Each
Protection - Memo	400kV CT	Other	Each

Additions

Asset Class	Opening Balance	Data Cleansing	Load Related: Local Enabling (Entry)	Load Related: Local Enabling (Exit)	Load Related: Wider Works	Load Related: LRE - sole-use Local Enabling (Exit - Sole Use)	Load Related: LRE - sole-use Local Enabling (Entry - Sole Use)	Load Related: TSS Infrastructure	Non-Load: Replacement	Non-Load: Decommissioning	Non-Load: Non-Load - Other	Other: Other	Network Operating Costs: Faults
	#	#	#	#	#	#	#	#	#	#	#	#	#
Cable	-		-	-	-	-	-	-	-	-			
Circuit Breaker	21.0		-	-	-	-	-	-	-	-			
Circuit Breaker	9.0		-	-	-	-	-	-	-	-			
Cable	-		-	-	-	-	-	-	-	-			
Cable	0.1		0.5	-	-	-	-	-	0.0	-			
Cable	-		-	-	-	-	-	-	-	-			
Circuit Breaker	14.0		-	-	-	-	-	-	-	-			
Circuit Breaker	31.0		-	-	-	-	-	-	1.0	-			
Circuit Breaker	150.0		-	-	-	-	-	-	-	-			
Circuit Breaker	-		-	-	-	-	-	-	-	-			
Circuit Breaker	-		-	-	-	-	-	-	-	-			
Circuit Breaker	270.0		-	-	-	-	-	-	2.0	-			
Earth Wire	-		-	-	-	-	-	-	-	-			
Earth Wire Fittings	-		-	-	-	-	-	-	-	-			
Overhead Pole Line	-		-	-	-	-	-	-	-	-			
Overhead Pole Line	-		-	-	-	-	-	-	-	-			
Overhead Line Fittings	-		-	-	-	-	-	-	-	-			
Overhead Tower Line	-		-	-	-	-	-	-	-	-			
Overhead Tower Line	-		-	-	-	-	-	-	-	-			
Cable	-		-	-	-	-	-	-	-	-			
Cable	-		-	-	-	-	-	-	-	-			
Cable	187.3		1.5	-	-	-	0.3	-	-	-			
Cable	16.0		-	-	-	-	-	-	-	-			
Circuit Breaker	16.0		-	-	-	-	1.0	-	-	-			
Circuit Breaker	253.0		2.0	-	-	-	-	-	-	-			
Circuit Breaker	64.0		-	-	-	-	1.0	-	-	-			
Circuit Breaker	-		-	-	-	-	-	-	-	-			
Circuit Breaker	1738.0		6.0	-	-	-	10.0	-	-	-			
Earth Wire	1233.2		-	-	-	-	-	-	21.3	-			
Earth Wire Fittings	4671.0		-	-	-	-	-	-	75.0	-			
FACTS	4.0		-	-	-	-	-	-	-	-			
Overhead Pole Line	398.9		-	-	-	-	-	-	-	-			
Overhead Pole Line	3687.0		-	-	-	-	-	-	-	-			
Overhead Line Fittings	13191.0		-	-	-	-	-	-	150.0	-			
Overhead Tower Line	5335.0		-	-	-	-	-	-	5.0	-			
Overhead Tower Line	2458.8		-	-	-	-	-	-	42.4	-			
Reactor	3.0		-	-	-	-	-	-	-	-			
Transformer	176.0		2.0	-	-	-	-	-	-	-			
Cable	81.5		-	-	-	-	-	-	-	-			
Cable	-		-	-	-	-	-	-	-	-			
Cable	10.9		8.5	-	0.8	-	-	-	-	-			
Cable	1.1		-	-	-	-	-	-	-	-			
Circuit Breaker	11.0		-	-	-	-	-	-	-	-			
Circuit Breaker	125.0		2.0	-	-	-	-	-	-	-			
Circuit Breaker	19.0		-	-	-	-	-	-	-	-			
Circuit Breaker	-		-	-	-	-	-	-	-	-			
Circuit Breaker	985.0		6.0	-	6.0	-	-	-	4.0	-			
Earth Wire	967.4		1.5	-	2.0	-	-	-	-	-			
Earth Wire Fittings	2713.0		4.0	-	4.0	-	-	-	-	-			
FACTS	2.0		-	-	1.0	-	-	-	-	-			
Overhead Pole Line	-		-	-	-	-	-	-	-	-			
Overhead Pole Line	-		-	-	-	-	-	-	-	-			
Overhead Line Fittings	5965.0		8.0	-	7.0	-	-	-	-	-			
Overhead Tower Line	2718.0		4.0	-	3.0	-	-	-	-	-			
Overhead Tower Line	1934.9		2.5	-	11.0	-	-	-	-	-			
Reactor	10.0		-	-	-	-	-	-	1.0	-			
Transformer	61.0		-	-	2.0	-	-	-	1.0	-			
Cable	-		-	-	-	-	-	-	-	-			
Cable	-		-	-	-	-	-	-	-	-			
Cable	0.6		-	-	-	-	-	-	-	-			
Cable	-		-	-	-	-	-	-	-	-			
Circuit Breaker	-		-	-	2.0	-	-	-	-	-			
Circuit Breaker	3.0		6.0	-	2.0	-	-	-	-	-			
Circuit Breaker	49.0		10.0	-	11.0	-	-	-	-	-			
Circuit Breaker	-		-	-	-	-	-	-	-	-			
Circuit Breaker	309.0		87.0	-	68.0	-	-	-	-	-			
Earth Wire	199.4		105.9	-	-	-	-	-	-	-			
Earth Wire Fittings	535.0		329.0	-	-	-	-	-	-	-			
FACTS	2.0		-	-	1.0	-	-	-	-	-			
Overhead Pole Line	-		-	-	-	-	-	-	-	-			
Overhead Pole Line	-		-	-	-	-	-	-	-	-			
Overhead Line Fittings	662.0		662.0	-	-	-	-	-	-	-			
Overhead Tower Line	535.0		331.0	-	-	-	-	-	-	-			
Overhead Tower Line	212.0		212.0	-	-	-	-	-	-	-			
Reactor	4.0		-	-	-	-	-	-	-	-			
Transformer	14.0		6.0	-	1.0	-	-	-	-	-			
HVDC	-		-	-	-	-	-	-	-	-			
HVDC	2.0		-	-	-	-	-	-	-	-			
HVDC	-		-	-	-	-	-	-	-	-			
HVDC	48.2		-	-	-	-	-	-	-	-			
HVDC	114.5		-	-	-	-	-	-	-	-			
HVDC	-		-	-	-	-	-	-	-	-			
Protection	787.0		20.0	-	16.0	-	2.0	-	6.0	-			
Protection	-		-	-	-	-	-	-	-	-			
Protection	-		-	-	-	-	-	-	-	-			
Protection	-		-	-	-	-	-	-	-	-			
Cable Bridge	-		-	-	-	-	-	-	-	-			
Cable Tunnel	-		-	-	-	-	-	-	-	-			
Batteries	187.0		-	-	-	-	-	-	-	-	15.00		
Batteries	101.0		-	-	-	-	-	-	-	-	16.00		
Batteries	37.0		2.0	-	-	-	-	-	-	-			
Protection - Memo	41.0		-	-	-	-	-	-	-	-			
Protection - Memo	373.0		-	-	-	-	-	-	-	-			
Protection - Memo	583.0		6.0	-	-	-	-	-	1.0	-			
Protection - Memo	275.0		-	-	-	-	-	-	-	-			
Protection - Memo	276.0		6.0	-	2.0	-	-	-	-	-			
Protection - Memo	375.0		4.0	-	-	-	-	-	-	-			
Protection - Memo	34.0		33.0	-	24.0	-	-	-	-	-			
Protection - Memo	21.0		-	-	21.0	-	-	-	-	-			

Disposals

Asset Class	Load Related: Local Enabling (Entry)	Load Related: Local Enabling (Exit)	Load Related: Wider Works	Load Related: LRE - sole-use Local Enabling (Exit - Sole Use)	Load Related: LRE - sole-use Local Enabling (Entry - Sole Use)	Load Related: TSS Infrastructure	Non-Load: Replacement	Non-Load: Decommissioning	Non-Load: Non-Load - Other	Other: Other	Network Operating Costs: Faults
	#	#	#	#	#	#	#	#	#	#	#
Cable	-	-	-	-	-	-	-	-			
Circuit Breaker	-	-	-	-	-	-	-	-			
Circuit Breaker	-	-	-	-	-	-	-	-			
Cable	-	-	-	-	-	-	-	-			
Cable	-	-	-	-	-	-	-	-			
Circuit Breaker	-	-	-	-	-	-	-	-			
Circuit Breaker	-	-	-	-	-	-	-	-			
Circuit Breaker	-	-	-	-	-	-	-	-			
Circuit Breaker	-	-	-	-	-	-	-	-			
Circuit Breaker	-	-	-	-	-	-	-	-			
Circuit Breaker	-	-	-	-	-	-	-	-			
Earth Wire	-	-	-	-	-	-	-	-			
Earth Wire Fittings	-	-	-	-	-	-	-	-			
Overhead Pole Line	-	-	-	-	-	-	-	-			
Overhead Pole Line	-	-	-	-	-	-	-	-			
Overhead Line Fittings	-	-	-	-	-	-	-	-			
Overhead Tower Line	-	-	-	-	-	-	-	-			
Overhead Tower Line	-	-	-	-	-	-	-	-			
Cable	-	-	-	-	-	-	-	-			
Cable	-	-	-	-	-	-	-	-			
Cable	-	-	-	-	-	-	-	-			
Cable	-	-	-	-	-	-	-	-			
Circuit Breaker	-	-	-	-	-	-	-	-			
Circuit Breaker	-	-	-	-	-	-	-	-			
Circuit Breaker	-	-	-	-	-	-	-	-			
Circuit Breaker	-	-	-	-	-	-	-	-			
Circuit Breaker	-	-	-	-	-	-	-	-			
Earth Wire	-	-	-	-	-	-	-	-			
Earth Wire Fittings	-	-	-	-	-	-	-	-			
FACTS	-	-	-	-	-	-	-	-			
Overhead Pole Line	-	-	-	-	-	-	-	-			
Overhead Pole Line	-	-	-	-	-	-	-	-			
Overhead Line Fittings	-	-	-	-	-	-	-	-			
Overhead Tower Line	-	-	-	-	-	-	-	-			
Overhead Tower Line	-	-	-	-	-	-	-	-			
Reactor	-	-	-	-	-	-	-	-			
Transformer	-	-	-	-	-	-	-	-			
HVDC	-	-	-	-	-	-	-	-			
HVDC	-	-	-	-	-	-	-	-			
HVDC	-	-	-	-	-	-	-	-			
HVDC	-	-	-	-	-	-	-	-			
HVDC	-	-	-	-	-	-	-	-			
HVDC	-	-	-	-	-	-	-	-			
Protection	8.0	-	2.0	-	-	-	6.0	-			
Protection	-	-	-	-	-	-	-	-			
Protection	-	-	-	-	-	-	-	-			
Protection	-	-	-	-	-	-	-	-			
Cable Bridge	-	-	-	-	-	-	-	-			
Cable Tunnel	-	-	-	-	-	-	-	-			
Batteries	-	-	-	-	-	-	-	-	22.00		
Batteries	-	-	-	-	-	-	-	-	11.00		
Batteries	-	-	-	-	-	-	-	-			
Protection - Memo	-	-	-	-	-	-	-	-			
Protection - Memo	-	-	-	-	-	-	-	-			
Protection - Memo	-	-	-	-	-	-	1.0	-			
Protection - Memo	-	-	-	-	-	-	-	-			
Protection - Memo	-	-	-	-	-	-	-	-			
Protection - Memo	-	-	-	-	-	-	-	-			
Protection - Memo	-	-	-	-	-	-	-	-			
Protection - Memo	-	-	-	-	-	-	-	-			

Total Asset Movements

Asset Class	Load Related: Local Enabling (Entry)	Load Related: Local Enabling (Exit)	Load Related: Wider Works	Load Related: LRE - sole-use Local Enabling (Exit - Sole Use)	Load Related: LRE - sole-use Local Enabling (Entry - Sole Use)	Load Related: TSS Infrastructure	Non-Load: Replacement	Non-Load: Decommissioning	Non-Load: Non-Load - Other	Other: Other	Network Operating Costs: Faults
	#	#	#	#	#	#	#	#	#	#	#
Cable	-	-	-	-	-	-	-	-	-	-	-
Circuit Breaker	-	-	-	-	-	-	-	-	-	-	-
Circuit Breaker	-	-	-	-	-	-	-	-	-	-	-
Cable	0.5	-	-	-	-	-	0.0	-	-	-	-
Cable	-	-	-	-	-	-	-	-	-	-	-
Circuit Breaker	-	-	-	-	-	-	-	-	-	-	-
Circuit Breaker	-	-	-	-	-	-	-	-	-	-	-
Circuit Breaker	-	-	-	-	-	-	-	-	-	-	-
Circuit Breaker	-	-	-	-	-	-	-	-	-	-	-
Circuit Breaker	-	-	-	-	-	-	-	-	-	-	-
Circuit Breaker	-	-	-	-	-	-	1.0	1.0	-	-	-
Earth Wire	-	-	-	-	-	-	-	-	-	-	-
Earth Wire Fittings	-	-	-	-	-	-	-	-	-	-	-
Overhead Pole Line	-	-	-	-	-	-	-	-	-	-	-
Overhead Pole Line	-	-	-	-	-	-	-	-	-	-	-
Overhead Line Fittings	-	-	-	-	-	-	-	-	-	-	-
Overhead Tower Line	-	-	-	-	-	-	-	-	-	-	-
Overhead Tower Line	-	-	-	-	-	-	-	-	-	-	-
Cable	-	-	-	-	-	-	-	-	-	-	-
Cable	-	-	-	-	-	-	-	-	-	-	-
Cable	1.5	-	-	-	0.3	-	-	-	-	-	-
Cable	-	-	-	-	-	-	-	-	-	-	-
Circuit Breaker	-	-	-	-	1.0	-	-	-	-	-	-
Circuit Breaker	2.0	-	-	-	-	-	-	-	-	-	-
Circuit Breaker	-	-	-	-	1.0	-	-	-	-	-	-
Circuit Breaker	-	-	-	-	-	-	-	-	-	-	-
Circuit Breaker	6.0	-	-	-	10.0	-	-	-	-	-	-
Earth Wire	-	-	-	-	-	-	21.3	-	-	-	-
Earth Wire Fittings	-	-	-	-	-	-	75.0	-	-	-	-
FACTS	-	-	-	-	-	-	-	-	-	-	-
Overhead Pole Line	-	-	-	-	-	-	-	-	-	-	-
Overhead Pole Line	-	-	-	-	-	-	-	-	-	-	-
Overhead Line Fittings	-	-	-	-	-	-	150.0	-	-	-	-
Overhead Tower Line	-	-	-	-	-	-	5.0	-	-	-	-
Overhead Tower Line	-	-	-	-	-	-	42.4	-	-	-	-
Reactor	-	-	-	-	-	-	-	-	-	-	-
Transformer	2.0	-	-	-	-	-	-	-	-	-	-
Cable	-	-	-	-	-	-	-	-	-	-	-
Cable	-	-	-	-	-	-	-	-	-	-	-
Cable	8.5	-	0.8	-	-	-	-	-	-	-	-
Cable	-	-	-	-	-	-	-	-	-	-	-
Circuit Breaker	-	-	-	-	-	-	-	-	-	-	-
Circuit Breaker	4.0	-	-	-	-	-	-	-	-	-	-
Circuit Breaker	-	-	-	-	-	-	-	-	-	-	-
Circuit Breaker	-	-	-	-	-	-	-	-	-	-	-
Circuit Breaker	16.0	-	5.0	-	-	-	4.0	-	-	-	-
Earth Wire	104.4	-	-	-	-	-	-	-	-	-	-
Earth Wire Fittings	325.0	-	-	-	-	-	-	-	-	-	-
FACTS	-	-	1.0	-	-	-	-	-	-	-	-
Overhead Pole Line	-	-	-	-	-	-	-	-	-	-	-
Overhead Pole Line	-	-	-	-	-	-	-	-	-	-	-
Overhead Line Fittings	658.0	-	-	-	-	-	-	-	-	-	-
Overhead Tower Line	329.0	-	2.0	-	-	-	-	-	-	-	-
Overhead Tower Line	210.5	-	-	-	-	-	-	-	-	-	-
Reactor	-	-	-	-	-	-	1.0	-	-	-	-
Transformer	2.0	-	2.0	-	-	-	1.0	-	-	-	-
Cable	-	-	-	-	-	-	-	-	-	-	-
Cable	-	-	-	-	-	-	-	-	-	-	-
Cable	-	-	-	-	-	-	-	-	-	-	-
Cable	-	-	2.0	-	-	-	-	-	-	-	-
Circuit Breaker	6.0	-	2.0	-	-	-	-	-	-	-	-
Circuit Breaker	10.0	-	11.0	-	-	-	-	-	-	-	-
Circuit Breaker	-	-	-	-	-	-	-	-	-	-	-
Circuit Breaker	87.0	-	68.0	-	-	-	-	-	-	-	-
Earth Wire	105.9	-	-	-	-	-	-	-	-	-	-
Earth Wire Fittings	329.0	-	-	-	-	-	-	-	-	-	-
FACTS	-	-	1.0	-	-	-	-	-	-	-	-
Overhead Pole Line	-	-	-	-	-	-	-	-	-	-	-
Overhead Pole Line	-	-	-	-	-	-	-	-	-	-	-
Overhead Line Fittings	662.0	-	-	-	-	-	-	-	-	-	-
Overhead Tower Line	331.0	-	-	-	-	-	-	-	-	-	-
Overhead Tower Line	212.0	-	-	-	-	-	-	-	-	-	-
Reactor	-	-	-	-	-	-	-	-	-	-	-
Transformer	4.0	-	1.0	-	-	-	-	-	-	-	-
HVDC	-	-	-	-	-	-	-	-	-	-	-
HVDC	-	-	-	-	-	-	-	-	-	-	-
HVDC	-	-	-	-	-	-	-	-	-	-	-
HVDC	-	-	-	-	-	-	-	-	-	-	-
HVDC	-	-	-	-	-	-	-	-	-	-	-
HVDC	-	-	-	-	-	-	-	-	-	-	-
Protection	12.0	-	14.0	-	2.0	-	-	-	-	-	-
Protection	-	-	-	-	-	-	-	-	-	-	-
Protection	-	-	-	-	-	-	-	-	-	-	-
Protection	-	-	-	-	-	-	-	-	-	-	-
Cable Bridge	-	-	-	-	-	-	-	-	-	-	-
Cable Tunnel	-	-	-	-	-	-	-	-	-	-	-
Batteries	-	-	-	-	-	-	-	-	7.0	-	-
Batteries	-	-	-	-	-	-	-	-	5.0	-	-
Batteries	2.0	-	-	-	-	-	-	-	-	-	-
Protection - Memo	-	-	-	-	-	-	-	-	-	-	-
Protection - Memo	-	-	-	-	-	-	-	-	-	-	-
Protection - Memo	6.0	-	-	-	-	-	-	-	-	-	-
Protection - Memo	-	-	-	-	-	-	-	-	-	-	-
Protection - Memo	6.0	-	2.0	-	-	-	-	-	-	-	-
Protection - Memo	4.0	-	-	-	-	-	-	-	-	-	-
Protection - Memo	33.0	-	24.0	-	-	-	-	-	-	-	-
Protection - Memo	-	-	21.0	-	-	-	-	-	-	-	-

Total Asset Register Closing Balance
#
21.0
9.0
-
0.7
-
14.0
31.0
150.0
-
271.0
-
-
-
-
-
-
-
-
189.0
16.0
17.0
255.0
65.0
-
1754.0
1233.2
4671.0
4.0
398.9
3687.0
13191.0
5335.0
2458.8
3.0
178.0
81.5
-
20.2
3.3
11.0
121.0
19.0
-
978.0
863.0
2388.0
3.0
-
-
5307.0
2291.0
1724.4
10.0
61.0
-
-
0.6
-
2.0
11.0
70.0
-
464.0
305.3
864.0
3.0
-
-
1197.0
866.0
411.4
4.0
19.0
-
2.0
-
48.2
114.5
-
815.0
-
-
-
-
-
180.0
106.0
39.0
41.0
373.0
589.0
275.0
284.0
379.0
91.0
42.0

RIIO-T2 Business Plan Data Template
Scottish Hydro Electric Transmission

RPDT - Workbook
Version 1.0 - Submitted on 09 Dec 2019

Sheet: A7 Asset Movements 2025
Price Base: 2018/19

Asset Class	Name	Voltage	Units	Opening Balance	Data Cleansing	Additions										Disposals										Total Asset Movements									
						Load Related						Non-Load			Other	Network Operating Costs	Load Related						Non-Load			Other	Network Operating Costs	Load Related						Non-Load			Other	Network Operating Costs
						Local Enabling (Entry)	Local Enabling (Exit)	Wider Works	LRE - sole-use Local Enabling (Exit - Sole Use)	LRE - sole-use Local Enabling (Entry - Sole Use)	TSS Infrastructure	Replacement	Decommissioning	Non-Load - Other	Other	Faults	Local Enabling (Entry)	Local Enabling (Exit)	Wider Works	LRE - sole-use Local Enabling (Exit - Sole Use)	LRE - sole-use Local Enabling (Entry - Sole Use)	TSS Infrastructure	Replacement	Decommissioning	Non-Load - Other	Other	Faults	Local Enabling (Entry)	Local Enabling (Exit)	Wider Works	LRE - sole-use Local Enabling (Exit - Sole Use)	LRE - sole-use Local Enabling (Entry - Sole Use)	TSS Infrastructure	Replacement	Decommissioning	Non-Load - Other	Other	Faults
				#	#	#	#	#	#	#	#	#	#	#	#	#	#	#	#	#	#	#	#	#	#	#	#	#	#	#	#	#	#	#	#	#
Cable	6.6/11kV UG Cable	HV	km			-	-	-	-	-	-	9.4	-				-	-	-	-	-	-	-	-				-	-	-	-	-	-	9.4	-	-	-	-
Circuit Breaker	6.6/11kV CB (GM) Primary	HV	Each	21.0		-	-	-	-	-	-	7.0	-				-	-	-	-	-	-	1.0	-				-	-	-	-	-	-	6.0	-	-	-	-
Circuit Breaker	6.6/11kV Switch	HV	Each	9.0		-	-	-	-	-	-	-	-				-	-	-	-	-	-	-	-				-	-	-	-	-	-	-	-	-	-	-
Cable	33kV UG Cable (Gas)	33	km	-		-	-	-	-	-	-	-	-				-	-	-	-	-	-	-	-				-	-	-	-	-	-	-	-	-	-	-
Cable	33kV UG Cable (Non Pressurised)	33	km	0.7		-	-	-	-	-	-	1.0	-				-	-	-	-	-	-	-	-				-	-	-	-	-	-	1.0	-	-	-	-
Cable	33kV UG Cable (Oil)	33	km	-		-	-	-	-	-	-	-	-				-	-	-	-	-	-	-	-				-	-	-	-	-	-	-	-	-	-	-
Circuit Breaker	33kV CB (Air Insulated Busbars) (EG/	33	Each	14.0		-	-	-	-	-	-	-	-				-	-	-	-	-	-	-	-				-	-	-	-	-	-	-	-	-	-	-
Circuit Breaker	33kV CB (Air Insulated Busbars) (OD/	33	Each	31.0		1.0	-	-	-	-	-	-	-				-	-	-	-	-	-	-	-				1.0	-	-	-	-	-	-	-	-	-	-
Circuit Breaker	33kV CB (Gas Insulated Busbars) (EG/	33	Each	150.0		-	-	-	-	-	-	-	-				-	-	-	-	-	-	-	-				-	-	-	-	-	-	-	-	-	-	-
Circuit Breaker	33kV CB (Gas Insulated Busbars) (OD/	33	Each	-		-	-	-	-	-	-	-	-				-	-	-	-	-	-	-	-				-	-	-	-	-	-	-	-	-	-	-
Circuit Breaker	33kV Switch (GM)	33	Each	-		-	-	-	-	-	-	-	-				-	-	-	-	-	-	-	-				-	-	-	-	-	-	-	-	-	-	-
Circuit Breaker	33kV Switchgear - Other	33	Each	271.0		4.0	-	-	-	-	-	-	-				-	-	-	-	-	-	-	-				4.0	-	-	-	-	-	-	-	-	-	-
Earth Wire	33kV OHL (Tower Line) Earth Wire	33	km	-		-	-	-	-	-	-	-	-				-	-	-	-	-	-	-	-				-	-	-	-	-	-	-	-	-	-	-
Earth Wire Fittings	33kV Earth Wire Fittings	33	Per Set	-		-	-	-	-	-	-	-	-				-	-	-	-	-	-	-	-				-	-	-	-	-	-	-	-	-	-	-
Overhead Pole Line	33kV OHL (Pole Line) Conductor	33	km	-		-	-	-	-	-	-	-	-				-	-	-	-	-	-	-	-				-	-	-	-	-	-	-	-	-	-	-
Overhead Pole Line	33kV Pole	33	Each	-		-	-	-	-	-	-	-	-				-	-	-	-	-	-	-	-				-	-	-	-	-	-	-	-	-	-	-
Overhead Line Fittings	33kV Fittings	33	Each	-		-	-	-	-	-	-	-	-				-	-	-	-	-	-	-	-				-	-	-	-	-	-	-	-	-	-	-
Overhead Tower Line	33kV Tower	33	Each	-		-	-	-	-	-	-	-	-				-	-	-	-	-	-	-	-				-	-	-	-	-	-	-	-	-	-	-
Overhead Tower Line	33kV OHL (Tower Line) Conductor	33	km	-		-	-	-	-	-	-	-	-				-	-	-	-	-	-	-	-				-	-	-	-	-	-	-	-	-	-	-
Cable	132kV Sub Cable	132	km	-		-	-	-	-	-	-	-	-				-	-	-	-	-	-	-	-				-	-	-	-	-	-	-	-	-	-	-
Cable	132kV UG Cable (Gas)	132	km	-		-	-	-	-	-	-	-	-				-	-	-	-	-	-	-	-				-	-	-	-	-	-	-	-	-	-	-
Cable	132kV UG Cable (Non Pressurised)	132	km	189.0		-	-	-	-	-	-	12.5	-				-	-	-	-	-	-	-	-				-	-	-	-	-	-	12.5	-	-	-	-
Cable	132kV UG Cable (Oil)	132	km	16.0		-	-	-	-	-	-	-	-				-	-	-	-	-	-	6.7	-				-	-	-	-	-	-	6.7	-	-	-	-
Circuit Breaker	132kV CB (Air Insulated Busbars) (EG	132	Each	17.0		-	-	-	-	-	-	-	-				-	-	-	-	-	-	-	-				-	-	-	-	-	-	-	-	-	-	-
Circuit Breaker	132kV CB (Air Insulated Busbars) (OD	132	Each	255.0		-	-	-	-	-	-	14.0	-				-	-	-	-	-	-	13.0	-				-	-	-	-	-	-	1.0	-	-	-	-
Circuit Breaker	132kV CB (Gas Insulated Busbars) (3	132	Each	65.0		-	-	-	-	-	-	12.0	-				-	-	-	-	-	-	-	-				-	-	-	-	-	-	12.0	-	-	-	-
Circuit Breaker	132kV CB (Gas Insulated Busbars) (C	132	Each	-		-	-	-	-	-	-	-	-				-	-	-	-	-	-	-	-				-	-	-	-	-	-	-	-	-	-	-
Circuit Breaker	132kV Switchgear - Other	132	Each	1754.0		-	-	-	-	-	-	126.0	-				-	-	-	-	-	-	39.0	-				-	-	-	-	-	-	87.0	-	-	-	-
Earth Wire	132kV OHL (Tower Line) Earth Wire	132	km	1233.2		-	-	-	-	-	-	2.1	-				-	-	-	-	-	-	2.1	-				-	-	-	-	-	-	4.2	-	-	-	-
Earth Wire Fittings	132kV Earth Wire Fittings	132	Per Set	4671.0		-	-	-	-	-	-	9.0	-				-	-	-	-	-	-	9.0	-				-	-	-	-	-	-	18.0	-	-	-	-
FACTS	132kV FACTS Equipment	132	Nr Installation	4.0		-	-	-	-	-	-	-	-				-	-	-	-	-	-	-	-				-	-	-	-	-	-	-	-	-	-	-
Overhead Pole Line	132kV OHL (Pole Line) Conductor	132	km	398.9		-	-	-	-	-	-	-	-				-	-	-	-	-	-	-	-				-	-	-	-	-	-	-	-	-	-	-
Overhead Pole Line	132kV Pole	132	Each	3687.0		-	-	-	-	-	-	-	-				-	-	-	-	-	-	-	-				-	-	-	-	-	-	-	-	-	-	-
Overhead Line Fittings	132kV Fittings	132	Each	13191.0		-	-	-	-	-	-	340.0	-				-	-	-	-	-	-	441.0	-				-	-	-	-	-	-	101.0	-	-	-	-
Overhead Tower Line	132kV Tower	132	Each	5335.0		-	-	-	-	-	-	169.0	-				-	-	-	-	-	-	226.0	-				-	-	-	-	-	-	57.0	-	-	-	-
Overhead Tower Line	132kV OHL (Tower Line) Conductor	132	km	2458.8		-	-	-	-	-	-	102.4	-				-	-	-	-	-	-	94.6	-				-	-	-	-	-	-	7.8	-	-	-	-
Reactor	132kV Reactor	132	Each	3.0		-	-	-	-	-	-	-	-				-	-	-	-	-	-	-	-				-	-	-	-	-	-	-	-	-	-	-
Transformer	132kV Transformer	132	Each	178.0		-	-	-	-	-	-	7.0	-				-	-	-	-	-	-	7.0	-				-	-	-	-	-	-	-	-	-	-	-
Cable	275kV Sub Cable	275	km	81.5		-	-	-	-	-	-	-	-				-	-	-	-	-	-	-	-				-	-	-	-	-	-	-	-	-	-	-
Cable	275kV UG Cable (Gas)	275	km	-		-	-	-	-	-	-	-	-				-	-	-	-	-	-	-	-				-	-	-	-	-	-	-	-	-	-	-
Cable	275kV UG Cable (Non Pressurised)	275	km	20.2		-	-	-	-	-	-	-	-				-	-	-	-	-	-	-	-				-	-	-	-	-	-	-	-	-	-	-
Cable	275kV UG Cable (Oil)	275	km	1.1		-	-	-	-	-	-	-	-				-	-	-	-	-	-	-	-				-	-	-	-	-	-	-	-	-	-	-
Circuit Breaker	275kV CB (Air Insulated Busbars) (EG	275	Each	11.0		-	-	-	-	-	-	-	-				-	-	-	-	-	-	-	-				-	-	-	-	-	-	-	-	-	-	-
Circuit Breaker	275kV CB (Air Insulated Busbars) (OD	275	Each	121.0		-	-	-	-	-	-	-	-				-	-	-	-	-	-	-	-				-	-	-	-	-	-	-	-	-	-	-
Circuit Breaker	275kV CB (Gas Insulated Busbars) (3	275	Each	19.0		-	-	-	-	-	-	-	-				-	-	-	-	-	-	-	-				-	-	-	-	-	-	-	-	-	-	-
Circuit Breaker	275kV CB (Gas Insulated Busbars) (C	275	Each	-		-	-	-	-	-	-	-	-				-	-	-	-	-	-	-	-				-	-	-	-	-	-	-	-	-	-	-
Circuit Breaker	275kV Switchgear - Other	275	Each	978.0		-	-	-	-	-	-	-	-				-	-	-	-	-	-	-	-				-	-	-	-	-	-	-	-	-	-	-
Earth Wire	275kV OHL (Tower Line) Earth Wire	275	km	863.0		-	-	-	-	-	-	48.0	-				-	-	-	-	-	-	-	-				-	-	-	-	-	-	48.0	-	-	-	-
Earth Wire Fittings	275kV Earth Wire Fittings	275	Per Set	2388.0		-	-	-	-	-	-	160.0	-				-	-	-	-	-	-	-	-				-	-	-	-	-	-	160.0	-	-	-	-
FACTS	275kV FACTS Equipment	275	Nr Installation	3.0		1.0	-	-	-	-	-	-	-				-	-	-	-	-	-	-	-				1.0	-	-	-	-	-	-	-	-	-	-
Overhead Pole Line	275kV OHL (Pole Line) Conductor	275	km	-		-	-	-	-	-	-	-	-				-	-	-	-	-	-	-	-				-	-	-	-	-	-	-	-	-	-	-
Overhead Pole Line	275kV Pole	275	Each	-		-	-	-	-	-	-	-	-				-	-	-	-	-	-	-	-				-	-	-	-	-	-	-	-	-	-	-
Overhead Line Fittings	275kV Fittings	275	Each	5307.0		-	-	-	-	-	-	-	-				-	-	-	-	-	-	-	-				-	-	-	-	-	-	-	-	-	-	-
Overhead Tower Line	275kV Tower	275	Each	2991.0		-	-	-	-	-	-	-	-				-	-	-	-	-	-	-	-				-	-	-	-	-	-	-	-	-	-	-
Overhead Tower Line	275kV OHL (Tower Line) Conductor	275	km	1724.4		-	-	-	-	-	-	-	-				-	-	-	-	-	-	-	-				-	-	-	-	-	-	-	-	-	-	-
Reactor	275kV Reactor	275	Each	10.0		-	-	-	-	-	-	-	-				-	-	-	-	-	-	-	-				-	-	-	-	-	-	-	-	-	-	-
Transformer	275kV Transformer	275	Each	61.0		-	-	-	-	-	-	-	-				-	-	-	-	-	-	-	-				-	-	-	-	-	-	-	-	-	-	-
Cable	400kV Sub Cable	400	km	-		-	-	-	-	-	-	-	-				-	-	-	-	-	-	-	-				-	-	-	-	-	-	-	-	-	-	-
Cable	400kV UG Cable (Gas)	400	km	-		-	-	-	-	-	-	-	-				-	-	-	-	-	-	-	-				-	-	-	-	-	-	-	-	-	-	-
Cable	400kV UG Cable (Non Pressurised)	400	km	0.6		-	-	-	-	-	-	-	-				-	-	-	-	-	-	-	-				-	-	-	-	-	-	-	-	-	-	-
Cable	400kV UG Cable (Oil)	400	km	-		-	-	-	-	-	-	-	-				-	-	-	-	-	-	-	-				-	-	-	-	-	-	-	-	-	-	-
Circuit Breaker	400kV CB (Air Insulated Busbars) (EG	400	Each	2.0		-	-	-	-	-	-	-	-				-	-	-	-	-	-	-	-				-	-	-	-	-	-	-	-	-	-	-
Circuit Breaker	400kV CB (Air Insulated Busbars) (OD	400	Each	11.0		-	-	-	-	-	-	-	-				-	-	-	-	-	-	-	-				-	-	-	-	-	-	-	-	-	-	-
Circuit Breaker	400kV CB (Gas Insulated Busbars) (3	400	Each	70.0		7.0	-	-	-	-	-	-	-				-	-	-	-	-	-	-	-				7.0	-	-	-	-	-	-	-	-	-	-
Circuit Breaker	400kV CB (Gas Insulated Busbars) (C	400	Each	-		-	-	-	-	-	-	-	-				-	-	-	-	-	-	-	-				-	-	-	-	-	-	-	-	-	-	-
Circuit Breaker	400kV Switchgear - Other	400	Each	464.0		54.0	-	-	-	-	-	-	-				-	-	-	-	-	-	-	-				54.0	-	-	-	-	-	-	-	-	-	-
Earth Wire	400kV OHL (Tower Line) Earth Wire	400	km	305.3		0.5	-	-	-	-	-	-	-				0.5	-	-	-	-	-	-	-				-	-	-	-	-	-	-	-	-	-	-
Earth Wire Fittings	400kV Earth Wire Fittings	400	Per Set	864.0		2.0	-	-	-	-	-	-	-				2.0	-	-	-	-	-	-	-				-	-	-	-	-	-	-	-	-	-	-
FACTS	400kV FACTS Equipment	400	Nr Installation	3.0		1.0	-	-	-	-	-	-	-				-	-	-	-	-	-	-	-				1.0	-	-	-	-	-	-	-	-	-	-
Overhead Pole Line	400kV OHL (Pole Line) Conductor	400	km	-		-	-	-	-	-	-	-	-				-	-	-	-	-	-	-	-				-	-	-	-	-	-	-	-	-	-	-
Overhead Pole Line	400kV Pole	400	Each	-		-	-	-	-	-	-	-	-				-	-	-	-	-	-	-	-				-	-	-	-	-	-	-	-	-	-	-
Overhead Line Fittings	400kV Fittings	400	Each	1197.0		4.0	-	-	-	-	-	-	-				4.0	-	-	-	-	-	-	-				-	-	-	-	-	-	-	-	-	-	-
Overhead Tower Line	400kV Tower	400	Each	866.0		2.0	-	-	-	-	-	-	-				2.0	-	-	-	-	-	-	-				-	-	-	-	-	-	-	-	-	-	-
Overhead Tower Line	400kV OHL (Tower Line) Conductor	400	km	411.4		1.0	-	-	-	-	-	-	-				1.0	-	-	-	-	-	-	-				-	-	-	-	-	-	-	-	-	-	-
Reactor	400kV Reactor	400	Each	4.0		-	-	-	-	-	-	-	-				-	-	-	-	-	-	-	-				-	-	-	-	-	-	-	-	-	-	-
Transformer	400kV Transformer	400	Each	19.0		1.0	-	-	-	-	-	-	-				-	-	-	-	-	-	-	-				1.0	-	-	-	-	-	-	-	-	-	-
HVDC	Converter Transformer	HVDC	Nr Installation	-		-	-	-	-	-	-	-	-				-	-	-	-	-	-	-	-				-	-	-	-	-	-	-	-	-	-	-
HVDC	HVDC	HVDC	Other	2.0		-	-	-	-	-	-	-	-				-	-	-	-	-	-	-	-				-	-	-	-	-	-	-	-	-	-	-
HVDC	HVDC Equipment	HVDC	Other	-		-	-	-	-	-	-	-	-				-	-	-	-	-	-	-	-				-	-	-	-	-	-	-	-	-	-	-
HVDC	HVDC Cable	HVDC	Other	48.2		-	-	-	-	-	-	-	-				-	-	-	-	-	-	-	-				-	-	-	-	-	-	-	-	-	-	-
HVDC	HVDC Subsea Cable	HVDC	Other	114.5		-	-	-	-	-	-	-	-				-	-	-	-	-	-	-	-				-	-	-	-	-	-	-	-	-	-	-
HVDC	HVDC Overhead Conductor	HVDC	Other	-		-	-	-	-	-	-	-	-				-	-	-	-	-	-	-	-				-	-	-	-	-	-	-	-	-	-	-
Protection	Protection Schemes	Other	Individual Schemes	815.0		9.0	-	-	-	-	-	30.0	-				-	-	-	-	-	-	19.0	-				9.0	-	-	-	-	-	11.0	-	-	-	-
Protection	Pilot Wire Overhead	Other	km	-		-	-	-	-	-	-	-	-				-	-	-	-	-	-	-	-				-	-	-	-	-	-	-	-	-	-	-
Protection	Pilot Wire Underground	Other	km	-		-	-	-	-	-	-	-	-				-	-	-	-	-	-	-	-				-	-	-	-	-	-	-	-	-	-	-
Protection	Multicore Cable	Other	km	-		-	-	-	-	-	-	-	-				-	-	-	-	-	-	-	-				-	-	-	-	-	-	-	-	-	-	-
Cable Bridge	Cable Bridge	Other	Each	-		-	-	-	-	-	-	-	-				-	-	-	-	-	-	-	-				-	-	-	-	-	-	-	-	-	-	-
Cable Tunnel	Cable Tunnel	Tunnel	km	-		-	-	-	-	-	-	-	-				-	-	-	-	-	-	-	-				-	-	-	-	-	-	-	-	-	-	-
Batteries	Batteries at 132kV Substations	Batteries	Each	180.0		-	-	-	-	-	-	8.0	-	19.00			-	-	-	-	-	-	1.0	-	29.00			-	-	-	-	-	-	7.0	-	10.0	-	-
Batteries	Batteries at 275kV Substations	Batteries	Each	106.0		-	-	-	-	-	-	-	-	4.00			-	-	-	-	-	-	-	-	2.00			-	-	-	-	-	-	-	-	2.0	-	-
Batteries	Batteries at 400kV Substations	Batteries	Each	36.0		-	-	-	-	-	-	-	-				-	-	-	-	-	-	-	-				-	-	-	-	-	-	-	-	-	-	-
Protection - Memo	11kV VT	Other	Each	41.0		-	-	-	-	-	-	-	-				-	-	-	-	-	-	-	-				-	-	-	-	-	-	-	-	-	-	-
Protection - Memo	33kV VT	Other	Each	373.0		-	-	-	-	-	-	-	-				-	-	-	-	-	-	-	-				-	-	-	-	-	-	-	-	-	-	-
Protection - Memo	132kV VT	Other	Each	589.0		-	-	-	-	-	-	12.0	-				-	-	-	-	-	-	3.0	-				-	-	-	-	-	-	9.0	-	-	-	-
Protection - Memo	132kV CT	Other	Each	235.0		-	-	-	-	-	-	21.0	-				-	-	-	-	-	-	-	-				-	-	-	-	-	-	21.0	-	-	-	-
Protection - Memo	275kV VT	Other	Each	284.0		-	-	-	-	-	-	-	-				-	-	-	-	-	-	-	-				-	-	-	-	-	-	-	-	-	-	-
Protection - Memo	275kV CT	Other	Each	339.0		-	-	-	-	-	-	-	-				-	-	-	-	-	-	-	-				-	-	-	-	-	-	-	-	-	-	-
Protection - Memo	400kV VT	Other	Each	91.0		6.0	-	-	-	-	-	-	-				-	-	-	-	-	-	-	-				6.0	-	-	-	-	-	-	-	-	-	-
Protection - Memo	400kV CT	Other	Each	42.0		6.0	-	-	-	-	-	-	-				-	-	-	-	-	-	-	-				6.0	-	-	-	-	-	-	-	-	-	-

Total Asset Register Closing Balance
#
9.4
27.0
9.0
-
1.7
-
14.0
32.0
150.0
-
-
275.0
-
-
-
-
-
-
-
-
201.5
9.2
17.0
256.0
77.0
-
1841.0
1237.4
4689.0
4.0
398.9
3687.0
13096.0
5278.0
2466.6
3.0
178.0
81.5
-
20.2
3.3
11.0
121.0
19.0
-
978.0
911.0
2548.0
4.0
-
-
5307.0
2391.0
1724.4
10.0
61.0
-
-
0.6
-
2.0
11.0
77.0
-
518.0
305.3
864.0
4.0
-
-
1197.0
866.0
411.4
9.0
20.0
-
2.0
-
48.2
114.5
835.0
-
-
-
-
-
177.0
108.0
39.0
41.0
373.0
598.0
296.0
284.0
379.0
97.0
48.0

RIIO-T2 Business Plan Data Template
Scottish Hydro Electric Transmission

RPDT - Workbook
Version 1.0 - Submitted on 09 Dec 2019

Sheet: A7 Asset Movements 2026
Price Base: 2018/19

Asset Class	Name	Voltage	Units	Opening Balance	Data Cleansing	Additions											Disposals										Total Asset Movements									
						Load Related						Non-Load			Other	Network Operating Costs	Load Related						Non-Load			Other	Network Operating Costs	Load Related						Non-Load			Other	Network Operating Costs
						Local Enabling (Entry)	Local Enabling (Exit)	Wider Works	LRE - sole-use Local Enabling (Exit - Sole Use)	LRE - sole-use Local Enabling (Entry - Sole Use)	TSS Infrastructure	Replacement	Decommissioning	Non-Load - Other	Other	Faults	Local Enabling (Entry)	Local Enabling (Exit)	Wider Works	LRE - sole-use Local Enabling (Exit - Sole Use)	LRE - sole-use Local Enabling (Entry - Sole Use)	TSS Infrastructure	Replacement	Decommissioning	Non-Load - Other	Other	Faults	Local Enabling (Entry)	Local Enabling (Exit)	Wider Works	LRE - sole-use Local Enabling (Exit - Sole Use)	LRE - sole-use Local Enabling (Entry - Sole Use)	TSS Infrastructure	Replacement	Decommissioning	Non-Load - Other	Other	Faults
				£	£	£	£	£	£	£	£	£	£	£	£	£	£	£	£	£	£	£	£	£	£	£	£	£	£	£	£	£	£	£	£	£
Cable	6.6/11kV UG Cable	HV	km	9.4		-	-	-	-	-	-	7.0	-				-	-	-	-	-	-	-	-			-	-	-	-	-	-	7.0	-	-	-
Circuit Breaker	6.6/11kV CB (GM) Primary	HV	Each	27.0		-	-	-	-	-	-	8.0	-				-	-	-	-	-	-	5.0	-			-	-	-	-	-	-	3.0	-	-	-
Circuit Breaker	6.6/11kV Switch	HV	Each	9.0		-	-	-	-	-	-	-	-				-	-	-	-	-	-	-	-			-	-	-	-	-	-	-	-	-	-
Cable	33kV UG Cable (Gas)	33	km	-		-	-	-	-	-	-	-	-				-	-	-	-	-	-	-	-			-	-	-	-	-	-	-	-	-	-
Cable	33kV UG Cable (Non Pressurised)	33	km	1.7		-	-	-	-	-	-	0.4	-				-	-	-	-	-	-	-	-			-	-	-	-	-	-	0.4	-	-	-
Cable	33kV UG Cable (Oil)	33	km	-		-	-	-	-	-	-	-	-				-	-	-	-	-	-	-	-			-	-	-	-	-	-	-	-	-	-
Circuit Breaker	33kV CB (Air Insulated Busbars) (EG/	33	Each	14.0		-	-	-	-	-	-	-	-				-	-	-	-	-	-	-	-			-	-	-	-	-	-	-	-	-	-
Circuit Breaker	33kV CB (Air Insulated Busbars) (OD/	33	Each	32.0		-	-	-	-	-	-	2.0	-				-	-	-	-	-	-	-	-			-	-	-	-	-	-	2.0	-	-	-
Circuit Breaker	33kV CB (Gas Insulated Busbars) (EG	33	Each	150.0		-	-	-	-	-	-	-	-				-	-	-	-	-	-	-	-			-	-	-	-	-	-	-	-	-	-
Circuit Breaker	33kV CB (Gas Insulated Busbars) (OD	33	Each	-		-	-	-	-	-	-	-	-				-	-	-	-	-	-	-	-			-	-	-	-	-	-	-	-	-	-
Circuit Breaker	33kV Switch (GM)	33	Each	-		-	-	-	-	-	-	-	-				-	-	-	-	-	-	-	-			-	-	-	-	-	-	-	-	-	-
Circuit Breaker	33kV Switchgear - Other	33	Each	275.0		-	-	-	-	-	-	4.0	-				-	-	-	-	-	-	-	-			-	-	-	-	-	-	4.0	-	-	-
Earth Wire	33kV OHL (Tower Line) Earth Wire	33	km	-		-	-	-	-	-	-	-	-				-	-	-	-	-	-	-	-			-	-	-	-	-	-	-	-	-	-
Earth Wire Fittings	33kV Earth Wire Fittings	33	Per Set	-		-	-	-	-	-	-	-	-				-	-	-	-	-	-	-	-			-	-	-	-	-	-	-	-	-	-
Overhead Pole Line	33kV OHL (Pole Line) Conductor	33	km	-		-	-	-	-	-	-	-	-				-	-	-	-	-	-	-	-			-	-	-	-	-	-	-	-	-	-
Overhead Pole Line	33kV Pole	33	Each	-		-	-	-	-	-	-	-	-				-	-	-	-	-	-	-	-			-	-	-	-	-	-	-	-	-	-
Overhead Line Fittings	33kV Fittings	33	Each	-		-	-	-	-	-	-	-	-				-	-	-	-	-	-	-	-			-	-	-	-	-	-	-	-	-	-
Overhead Tower Line	33kV Tower	33	Each	-		-	-	-	-	-	-	-	-				-	-	-	-	-	-	-	-			-	-	-	-	-	-	-	-	-	-
Overhead Tower Line	33kV OHL (Tower Line) Conductor	33	km	-		-	-	-	-	-	-	-	-				-	-	-	-	-	-	-	-			-	-	-	-	-	-	-	-	-	-
Cable	132kV Sub Cable	132	km	-		-	-	-	-	-	-	-	-				-	-	-	-	-	-	-	-			-	-	-	-	-	-	-	-	-	-
Cable	132kV UG Cable (Gas)	132	km	-		-	-	-	-	-	-	-	-				-	-	-	-	-	-	-	-			-	-	-	-	-	-	-	-	-	-
Cable	132kV UG Cable (Non Pressurised)	132	km	201.5		-	-	-	-	-	-	17.3	-				-	-	-	-	-	-	0.7	-			-	-	-	-	-	-	16.6	-	-	-
Cable	132kV UG Cable (Oil)	132	km	9.2		-	-	-	-	-	-	-	-				-	-	-	-	-	-	1.8	-			-	-	-	-	-	-	1.8	-	-	-
Circuit Breaker	132kV CB (Air Insulated Busbars) (EG	132	Each	17.0		-	-	-	-	-	-	-	-				-	-	-	-	-	-	-	-			-	-	-	-	-	-	-	-	-	-
Circuit Breaker	132kV CB (Air Insulated Busbars) (OD	132	Each	256.0		-	-	-	-	-	-	-	-				-	-	-	-	-	-	37.0	-			-	-	-	-	-	-	37.0	-	-	-
Circuit Breaker	132kV CB (Gas Insulated Busbars) (3	132	Each	77.0		-	-	-	-	-	-	47.0	-				-	-	-	-	-	-	-	-			-	-	-	-	-	-	47.0	-	-	-
Circuit Breaker	132kV CB (Gas Insulated Busbars) (C	132	Each	-		-	-	-	-	-	-	-	-				-	-	-	-	-	-	-	-			-	-	-	-	-	-	-	-	-	-
Circuit Breaker	132kV Switchgear - Other	132	Each	1841.0		-	-	-	-	-	-	240.0	-				-	-	-	-	-	-	109.0	-			-	-	-	-	-	-	131.0	-	-	-
Earth Wire	132kV OHL (Tower Line) Earth Wire	132	km	1237.4		-	-	-	-	-	-	-	-				-	-	-	-	-	-	-	-			-	-	-	-	-	-	-	-	-	-
Earth Wire Fittings	132kV Earth Wire Fittings	132	Per Set	4689.0		-	-	-	-	-	-	-	-				-	-	-	-	-	-	-	-			-	-	-	-	-	-	-	-	-	-
FACTS	132kV FACTS Equipment	132	Nr Installation	4.0		-	-	-	-	-	-	-	-				-	-	-	-	-	-	-	-			-	-	-	-	-	-	-	-	-	-
Overhead Pole Line	132kV OHL (Pole Line) Conductor	132	km	398.9		-	-	-	-	-	-	57.5	-				-	-	-	-	-	-	58.0	-			-	-	-	-	-	-	0.5	-	-	-
Overhead Pole Line	132kV Pole	132	Each	3687.0		-	-	-	-	-	-	649.0	-				-	-	-	-	-	-	649.0	-			-	-	-	-	-	-	-	-	-	-
Overhead Line Fittings	132kV Fittings	132	Each	13990.0		-	-	-	-	-	-	661.0	-				-	-	-	-	-	-	651.0	-			-	-	-	-	-	-	10.0	-	-	-
Overhead Tower Line	132kV Tower	132	Each	5278.0		-	-	-	-	-	-	9.0	-				-	-	-	-	-	-	3.0	-			-	-	-	-	-	-	6.0	-	-	-
Overhead Tower Line	132kV OHL (Tower Line) Conductor	132	km	2466.6		-	-	-	-	-	-	3.0	-				-	-	-	-	-	-	0.2	-			-	-	-	-	-	-	2.8	-	-	-
Reactor	132kV Reactor	132	Each	3.0		-	-	-	-	-	-	-	-				-	-	-	-	-	-	-	-			-	-	-	-	-	-	-	-	-	-
Transformer	132kV Transformer	132	Each	178.0		-	-	-	-	-	-	8.0	-				-	-	-	-	-	-	9.0	-			-	-	-	-	-	-	1.0	-	-	-
Cable	275kV Sub Cable	275	km	81.5		-	-	-	-	-	-	-	-				-	-	-	-	-	-	-	-			-	-	-	-	-	-	-	-	-	-
Cable	275kV UG Cable (Gas)	275	km	-		-	-	-	-	-	-	-	-				-	-	-	-	-	-	-	-			-	-	-	-	-	-	-	-	-	-
Cable	275kV UG Cable (Non Pressurised)	275	km	20.2		-	-	-	-	-	-	2.4	-				-	-	-	-	-	-	-	-			-	-	-	-	-	-	2.4	-	-	-
Cable	275kV UG Cable (Oil)	275	km	1.1		-	-	-	-	-	-	-	-				-	-	-	-	-	-	1.1	-			-	-	-	-	-	-	1.1	-	-	-
Circuit Breaker	275kV CB (Air Insulated Busbars) (EG	275	Each	11.0		-	-	-	-	-	-	-	-				-	-	-	-	-	-	-	-			-	-	-	-	-	-	-	-	-	-
Circuit Breaker	275kV CB (Air Insulated Busbars) (OD	275	Each	121.0		-	-	-	-	-	-	13.0	-				-	-	-	-	-	-	4.0	-			-	-	-	-	-	-	9.0	-	-	-
Circuit Breaker	275kV CB (Gas Insulated Busbars) (3	275	Each	19.0		-	-	-	-	-	-	-	-				-	-	-	-	-	-	-	-			-	-	-	-	-	-	-	-	-	-
Circuit Breaker	275kV CB (Gas Insulated Busbars) (C	275	Each	-		-	-	-	-	-	-	-	-				-	-	-	-	-	-	-	-			-	-	-	-	-	-	-	-	-	-
Circuit Breaker	275kV Switchgear - Other	275	Each	978.0		-	-	-	-	-	-	30.0	-				-	-	-	-	-	-	14.0	-			-	-	-	-	-	-	16.0	-	-	-
Earth Wire	275kV OHL (Tower Line) Earth Wire	275	km	911.0		-	-	-	-	-	-	-	-				-	-	-	-	-	-	-	-			-	-	-	-	-	-	-	-	-	-
Earth Wire Fittings	275kV Earth Wire Fittings	275	Per Set	2548.0		-	-	-	-	-	-	-	-				-	-	-	-	-	-	-	-			-	-	-	-	-	-	-	-	-	-
FACTS	275kV FACTS Equipment	275	Nr Installation	4.0		-	-	-	-	-	-	-	-				-	-	-	-	-	-	-	-			-	-	-	-	-	-	-	-	-	-
Overhead Pole Line	275kV OHL (Pole Line) Conductor	275	km	-		-	-	-	-	-	-	-	-				-	-	-	-	-	-	-	-			-	-	-	-	-	-	-	-	-	-
Overhead Pole Line	275kV Pole	275	Each	-		-	-	-	-	-	-	-	-				-	-	-	-	-	-	-	-			-	-	-	-	-	-	-	-	-	-
Overhead Line Fittings	275kV Fittings	275	Each	5307.0		-	-	-	-	-	-	-	-				-	-	-	-	-	-	-	-			-	-	-	-	-	-	-	-	-	-
Overhead Tower Line	275kV Tower	275	Each	2991.0		-	-	-	-	-	-	-	-				-	-	-	-	-	-	-	-			-	-	-	-	-	-	-	-	-	-
Overhead Tower Line	275kV OHL (Tower Line) Conductor	275	km	1724.4		-	-	-	-	-	-	-	-				-	-	-	-	-	-	-	-			-	-	-	-	-	-	-	-	-	-
Reactor	275kV Reactor	275	Each	10.0		-	-	-	-	-	-	-	-				-	-	-	-	-	-	-	-			-	-	-	-	-	-	-	-	-	-
Transformer	275kV Transformer	275	Each	61.0		-	-	-	-	-	-	10.0	-				-	-	-	-	-	-	10.0	-			-	-	-	-	-	-	-	-	-	-
Cable	400kV Sub Cable	400	km	-		-	-	-	-	-	-	-	-				-	-	-	-	-	-	-	-			-	-	-	-	-	-	-	-	-	-
Cable	400kV UG Cable (Gas)	400	km	-		-	-	-	-	-	-	-	-				-	-	-	-	-	-	-	-			-	-	-	-	-	-	-	-	-	-
Cable	400kV UG Cable (Non Pressurised)	400	km	0.6		-	-	-	-	-	-	-	-				-	-	-	-	-	-	-	-			-	-	-	-	-	-	-	-	-	-
Cable	400kV UG Cable (Oil)	400	km	-		-	-	-	-	-	-	-	-				-	-	-	-	-	-	-	-			-	-	-	-	-	-	-	-	-	-
Circuit Breaker	400kV CB (Air Insulated Busbars) (EG	400	Each	2.0		-	-	-	-	-	-	-	-				-	-	-	-	-	-	-	-			-	-	-	-	-	-	-	-	-	-
Circuit Breaker	400kV CB (Air Insulated Busbars) (OD	400	Each	11.0		-	-	-	-	-	-	-	-				-	-	-	-	-	-	-	-			-	-	-	-	-	-	-	-	-	-
Circuit Breaker	400kV CB (Gas Insulated Busbars) (3	400	Each	77.0		-	-	-	-	-	-	-	-				-	-	-	-	-	-	-	-			-	-	-	-	-	-	-	-	-	-
Circuit Breaker	400kV CB (Gas Insulated Busbars) (C	400	Each	-		-	-	-	-	-	-	-	-				-	-	-	-	-	-	-	-			-	-	-	-	-	-	-	-	-	-
Circuit Breaker	400kV Switchgear - Other	400	Each	518.0		-	-	-	-	-	-	-	-				-	-	-	-	-	-	-	-			-	-	-	-	-	-	-	-	-	-
Earth Wire	400kV OHL (Tower Line) Earth Wire	400	km	305.3		-	-	-	-	-	-	-	-				-	-	-	-	-	-	-	-			-	-	-	-	-	-	-	-	-	-
Earth Wire Fittings	400kV Earth Wire Fittings	400	Per Set	864.0		-	-	-	-	-	-	-	-				-	-	-	-	-	-	-	-			-	-	-	-	-	-	-	-	-	-
FACTS	400kV FACTS Equipment	400	Nr Installation	4.0		-	-	-	-	-	-	-	-				-	-	-	-	-	-	-	-			-	-	-	-	-	-	-	-	-	-
Overhead Pole Line	400kV OHL (Pole Line) Conductor	400	km	-		-	-	-	-	-	-	-	-				-	-	-	-	-	-	-	-			-	-	-	-	-	-	-	-	-	-
Overhead Pole Line	400kV Pole	400	Each	-		-	-	-	-	-	-	-	-				-	-	-	-	-	-	-	-			-	-	-	-	-	-	-	-	-	-
Overhead Line Fittings	400kV Fittings	400	Each	1197.0		-	-	-	-	-	-	-	-				-	-	-	-	-	-	-	-			-	-	-	-	-	-	-	-	-	-
Overhead Tower Line	400kV Tower	400	Each	866.0		-	-	-	-	-	-	-	-				-	-	-	-	-	-	-	-			-	-	-	-	-	-	-	-	-	-
Overhead Tower Line	400kV OHL (Tower Line) Conductor	400	km	411.4		-	-	-	-	-	-	-	-				-	-	-	-	-	-	-	-			-	-	-	-	-	-	-	-	-	-
Reactor	400kV Reactor	400	Each	4.0		-	-	-	-	-	-	-	-				-	-	-	-	-	-	-	-			-	-	-	-	-	-	-	-	-	-
Transformer	400kV Transformer	400	Each	20.0		-	-	-	-	-	-	-	-				-	-	-	-	-	-	-	-			-	-	-	-	-	-	-	-	-	-
HVDC	Converter Transformer	HVDC	Nr Installation	-		-	-	-	-	-	-	-	-				-	-	-	-	-	-	-	-			-	-	-	-	-	-	-	-	-	-
HVDC	HVDC	HVDC	Other	2.0		-	-	-	-	-	-	-	-				-	-	-	-	-	-	-	-			-	-	-	-	-	-	-	-	-	-
HVDC	HVDC Equipment	HVDC	Other	-		-	-	-	-	-	-	-	-				-	-	-	-	-	-	-	-			-	-	-	-	-	-	-	-	-	-
HVDC	HVDC Cable	HVDC	Other	48.2		-	-	-	-	-	-	-	-				-	-	-	-	-	-	-	-			-	-	-	-	-	-	-	-	-	-
HVDC	HVDC Subsea Cable	HVDC	Other	114.5		-	-	-	-	-	-	-	-				-	-	-	-	-	-	-	-			-	-	-	-	-	-	-	-	-	-
HVDC	HVDC Overhead Conductor	HVDC	Other	-		-	-	-	-	-	-	-	-				-	-	-	-	-	-	-	-			-	-	-	-	-	-	-	-	-	-
Protection	Protection Schemes	Other	Individual Schemes	835.0		-	-	-	-	-	-	63.0	-				-	-	-	-	-	-	52.0	-			-	-	-	-	-	-	11.0	-	-	-
Protection	Pilot Wire Overhead	Other	km	-		-	-	-	-	-	-	-	-				-	-	-	-	-	-	-	-			-	-	-	-	-	-	-	-	-	-
Protection	Pilot Wire Underground	Other	km	-		-	-	-	-	-	-	-	-				-	-	-	-	-	-	-	-			-	-	-	-	-	-	-	-	-	-
Protection	Multicore Cable	Other	km	-		-	-	-	-	-	-	-	-				-	-	-	-	-	-	-	-			-	-	-	-	-	-	-	-	-	-
Cable Bridge	Cable Bridge	Bridge	Each	-		-	-	-	-	-	-	-	-				-	-	-	-	-	-	-	-			-	-	-	-	-	-	-	-	-	-
Cable Tunnel	Cable Tunnel	Tunnel	km	-		-	-	-	-	-	-	-	-				-	-	-	-	-	-	-	-			-	-	-	-	-	-	-	-	-	-
Batteries	Batteries at 132kV Substations	Batteries	Each	177.0		-	-	-	-	-	-	8.0	-	15.00			-	-	-	-	-	-	-	-	18.00		-	-	-	-	-	-	8.0	-	3.00	-
Batteries	Batteries at 275kV Substations	Batteries	Each	108.0		-	-	-	-	-	-	-	-	6.00			-	-	-	-	-	-	-	-	5.00		-	-	-	-	-	-	-	-	1.00	-
Batteries	Batteries at 400kV Substations	Batteries	Each	36.0		-	-	-	-	-	-	-	-				-	-	-	-	-	-	-	-			-	-	-	-	-	-	-	-	-	-
Protection - Memo	11kV VT	Other	Each	41.0		-	-	-	-	-	-	-	-				-	-	-	-	-	-	-	-			-	-	-	-	-	-	-	-	-	-
Protection - Memo	33kV VT	Other	Each	373.0		-	-	-	-	-	-	-	-				-	-	-	-	-	-	-	-			-	-	-	-	-	-	-	-	-	-
Protection - Memo	132kV VT	Other	Each	598.0		-	-	-	-	-	-	12.0	-				-	-	-	-	-	-	-	-			-	-	-	-	-	-	12.0	-	-	-
Protection - Memo	132kV CT	Other	Each	296.0		-	-	-	-	-	-	-	-				-	-	-	-	-	-	-	-			-	-	-	-	-	-	-	-	-	-
Protection - Memo	275kV VT	Other	Each	284.0		-	-	-	-	-	-	-	-				-	-	-	-	-	-	-	-			-	-	-	-	-	-	-	-	-	-
Protection - Memo	275kV CT	Other	Each	379.0		-	-	-	-	-	-	-	-				-	-	-	-	-	-	-	-			-	-	-	-	-	-	-	-	-	-
Protection - Memo	400kV VT	Other	Each	97.0		-	-	-	-	-	-	-	-				-	-	-	-	-	-	-	-			-	-	-	-	-	-	-	-	-	-
Protection - Memo	400kV CT	Other	Each	48.0		-	-	-	-	-	-	-	-				-	-	-	-	-	-	-	-			-	-	-	-	-	-	-	-	-	-

Total Asset Register Closing Balance
£
16.4
30.0
9.0
-
2.1
-
14.0
34.0
150.0
-
-
279.0
-
-
-
-
-
-
-
-
218.1
7.4
17.0
219.0
124.0
-
1972.0
1237.4
4689.0
4.0
398.4
3687.0
13100.0
5284.0
2469.3
3.0
177.0
81.5
-
22.6
-
11.0
130.0
19.0
-
994.0
911.0
2548.0
4.0
-
-
5307.0
2391.0
1724.4
10.0
61.0
-
-
0.6
-
2.0
11.0
77.0
-
518.0
305.3
864.0
4.0
-
-
1197.0
866.0
411.4
9.0
20.0
-
2.0
-
48.2
114.5
846.0
-
-
-
-
-
182.0
109.0
39.0
41.0
373.0
610.0
296.0
284.0
379.0
97.0
48.0

RIIO-T2 Business Plan Data Template
Scottish Hydro Electric Transmission

RPDT - Workbook
Version 1.0 - Submitted on 09 Dec 2019

Sheet: A7 Asset Movements 2027
Price Base: 2018/19

Asset Class	Name	Voltage	Units	Opening Balance	Data Cleansing	Additions										Disposals										Total Asset Movements									
						Load Related						Non-Load			Other	Network Operating Costs	Load Related						Non-Load			Other	Network Operating Costs	Load Related						Non-Load			Other	Network Operating Costs
						Local Enabling (Entry)	Local Enabling (Exit)	Wider Works	LRE - sole-use Local Enabling (Exit - Sole Use)	LRE - sole-use Local Enabling (Entry - Sole Use)	TSS Infrastructure	Replacement	Decommissioning	Non-Load - Other	Other	Faults	Local Enabling (Entry)	Local Enabling (Exit)	Wider Works	LRE - sole-use Local Enabling (Exit - Sole Use)	LRE - sole-use Local Enabling (Entry - Sole Use)	TSS Infrastructure	Replacement	Decommissioning	Non-Load - Other	Other	Faults	Local Enabling (Entry)	Local Enabling (Exit)	Wider Works	LRE - sole-use Local Enabling (Exit - Sole Use)	LRE - sole-use Local Enabling (Entry - Sole Use)	TSS Infrastructure	Replacement	Decommissioning	Non-Load - Other	Other	Faults
				#	#	#	#	#	#	#	#	#	#	#	#	#	#	#	#	#	#	#	#	#	#	#	#	#	#	#	#	#	#	#	#	#
Cable	6.6/11kV UG Cable	HV	km	16.4		-	-	-	-	-	-	-	-				-	-	-	-	-	-	-	-				-	-	-	-	-	-	-	-	-
Circuit Breaker	6.6/11kV CB (GM) Primary	HV	Each	30.0		-	-	-	-	-	-	-	-				-	-	-	-	-	-	-	-				-	-	-	-	-	-	-	-	-
Circuit Breaker	6.6/11kV Switch	HV	Each	9.0		-	-	-	-	-	-	-	-				-	-	-	-	-	-	-	-				-	-	-	-	-	-	-	-	-
Cable	33kV UG Cable (Gas)	33	km	-		-	-	-	-	-	-	-	-				-	-	-	-	-	-	-	-				-	-	-	-	-	-	-	-	-
Cable	33kV UG Cable (Non Pressurised)	33	km	2.1		-	-	-	-	-	-	-	-				-	-	-	-	-	-	-	-				-	-	-	-	-	-	-	-	-
Cable	33kV UG Cable (Oil)	33	km	-		-	-	-	-	-	-	-	-				-	-	-	-	-	-	-	-				-	-	-	-	-	-	-	-	-
Circuit Breaker	33kV CB (Air Insulated Busbars) (EG/	33	Each	14.0		-	-	-	-	-	-	-	-				-	-	-	-	-	-	-	-				-	-	-	-	-	-	-	-	-
Circuit Breaker	33kV CB (Air Insulated Busbars) (OD/	33	Each	34.0		-	-	-	-	-	-	-	-				-	-	-	-	-	-	-	-				-	-	-	-	-	-	-	-	-
Circuit Breaker	33kV CB (Gas Insulated Busbars) (ID/	33	Each	150.0		-	-	-	-	-	-	-	-				-	-	-	-	-	-	-	-				-	-	-	-	-	-	-	-	-
Circuit Breaker	33kV CB (Gas Insulated Busbars) (OD/	33	Each	-		-	-	-	-	-	-	-	-				-	-	-	-	-	-	-	-				-	-	-	-	-	-	-	-	-
Circuit Breaker	33kV Switch (GM)	33	Each	-		-	-	-	-	-	-	-	-				-	-	-	-	-	-	-	-				-	-	-	-	-	-	-	-	-
Circuit Breaker	33kV Switchgear - Other	33	Each	279.0		-	-	-	-	-	-	-	-				-	-	-	-	-	-	-	-				-	-	-	-	-	-	-	-	-
Earth Wire	33kV OHL (Tower Line) Earth Wire	33	km	-		-	-	-	-	-	-	-	-				-	-	-	-	-	-	-	-				-	-	-	-	-	-	-	-	-
Earth Wire Fittings	33kV Earth Wire Fittings	33	Per Set	-		-	-	-	-	-	-	-	-				-	-	-	-	-	-	-	-				-	-	-	-	-	-	-	-	-
Overhead Pole Line	33kV OHL (Pole Line) Conductor	33	km	-		-	-	-	-	-	-	-	-				-	-	-	-	-	-	-	-				-	-	-	-	-	-	-	-	-
Overhead Pole Line	33kV Pole	33	Each	-		-	-	-	-	-	-	-	-				-	-	-	-	-	-	-	-				-	-	-	-	-	-	-	-	-
Overhead Line Fittings	33kV Fittings	33	Each	-		-	-	-	-	-	-	-	-				-	-	-	-	-	-	-	-				-	-	-	-	-	-	-	-	-
Overhead Tower Line	33kV Tower	33	Each	-		-	-	-	-	-	-	-	-				-	-	-	-	-	-	-	-				-	-	-	-	-	-	-	-	-
Overhead Tower Line	33kV OHL (Tower Line) Conductor	33	km	-		-	-	-	-	-	-	-	-				-	-	-	-	-	-	-	-				-	-	-	-	-	-	-	-	-
Cable	132kV Sub Cable	132	km	-		-	-	-	-	-	-	-	-				-	-	-	-	-	-	-	-				-	-	-	-	-	-	-	-	-
Cable	132kV UG Cable (Gas)	132	km	-		-	-	-	-	-	-	-	-				-	-	-	-	-	-	-	-				-	-	-	-	-	-	-	-	-
Cable	132kV UG Cable (Non Pressurised)	132	km	218.1		-	-	-	-	-	-	-	-				-	-	-	-	-	-	-	-				-	-	-	-	-	-	-	-	-
Cable	132kV UG Cable (Oil)	132	km	7.4		-	-	-	-	-	-	-	-				-	-	-	-	-	-	-	-				-	-	-	-	-	-	-	-	-
Circuit Breaker	132kV CB (Air Insulated Busbars) (ID/	132	Each	17.0		-	-	-	-	-	-	-	-				-	-	-	-	-	-	-	-				-	-	-	-	-	-	-	-	-
Circuit Breaker	132kV CB (Air Insulated Busbars) (OD/	132	Each	219.0		-	-	1.0	-	-	-	-	-				-	-	1.0	-	-	-	-	-				-	-	1.0	-	-	-	-	-	-
Circuit Breaker	132kV CB (Gas Insulated Busbars) (ID	132	Each	124.0		-	-	-	-	-	-	-	-				-	-	-	-	-	-	-	-				-	-	-	-	-	-	-	-	-
Circuit Breaker	132kV CB (Gas Insulated Busbars) (OD	132	Each	-		-	-	-	-	-	-	-	-				-	-	-	-	-	-	-	-				-	-	-	-	-	-	-	-	-
Circuit Breaker	132kV Switchgear - Other	132	Each	1972.0		-	-	2.0	-	-	-	-	-				-	-	2.0	-	-	-	-	-				-	-	2.0	-	-	-	-	-	-
Earth Wire	132kV OHL (Tower Line) Earth Wire	132	km	1237.4		-	-	-	-	-	-	-	-				-	-	-	-	-	-	-	-				-	-	-	-	-	-	-	-	-
Earth Wire Fittings	132kV Earth Wire Fittings	132	Per Set	4689.0		-	-	-	-	-	-	-	-				-	-	-	-	-	-	-	-				-	-	-	-	-	-	-	-	-
FACTS	132kV FACTS Equipment	132	Nr Installation	4.0		-	-	-	-	-	-	-	-				-	-	-	-	-	-	-	-				-	-	-	-	-	-	-	-	-
Overhead Pole Line	132kV OHL (Pole Line) Conductor	132	km	398.4		-	-	-	-	-	-	-	-				-	-	-	-	-	-	-	-				-	-	-	-	-	-	-	-	-
Overhead Pole Line	132kV Pole	132	Each	3687.0		-	-	-	-	-	-	-	-				-	-	-	-	-	-	-	-				-	-	-	-	-	-	-	-	-
Overhead Line Fittings	132kV Fittings	132	Each	13100.0		-	-	-	-	-	-	-	-				-	-	-	-	-	-	-	-				-	-	-	-	-	-	-	-	-
Overhead Tower Line	132kV Tower	132	Each	5284.0		-	-	-	-	-	-	-	-				-	-	-	-	-	-	-	-				-	-	-	-	-	-	-	-	-
Overhead Tower Line	132kV OHL (Tower Line) Conductor	132	km	2469.3		-	-	-	-	-	-	-	-				-	-	-	-	-	-	-	-				-	-	-	-	-	-	-	-	-
Reactor	132kV Reactor	132	Each	3.0		-	-	-	-	-	-	-	-				-	-	-	-	-	-	-	-				-	-	-	-	-	-	-	-	-
Transformer	132kV Transformer	132	Each	177.0		-	-	-	-	-	-	-	-				-	-	-	-	-	-	-	-				-	-	-	-	-	-	-	-	-
Cable	275kV Sub Cable	275	km	81.5		-	-	-	-	-	-	-	-				-	-	-	-	-	-	-	-				-	-	-	-	-	-	-	-	-
Cable	275kV UG Cable (Gas)	275	km	-		-	-	-	-	-	-	-	-				-	-	-	-	-	-	-	-				-	-	-	-	-	-	-	-	-
Cable	275kV UG Cable (Non Pressurised)	275	km	22.6		-	-	-	-	-	-	-	-				-	-	-	-	-	-	-	-				-	-	-	-	-	-	-	-	-
Cable	275kV UG Cable (Oil)	275	km	-		-	-	-	-	-	-	-	-				-	-	-	-	-	-	-	-				-	-	-	-	-	-	-	-	-
Circuit Breaker	275kV CB (Air Insulated Busbars) (ID/	275	Each	11.0		-	-	4.0	-	-	-	-	-				-	-	4.0	-	-	-	-	-				-	-	4.0	-	-	-	-	-	-
Circuit Breaker	275kV CB (Air Insulated Busbars) (OD/	275	Each	130.0		-	-	-	-	-	-	-	6.0				-	-	6.0	-	-	-	-	-				-	-	6.0	-	-	-	-	-	-
Circuit Breaker	275kV CB (Gas Insulated Busbars) (ID	275	Each	19.0		-	-	-	-	-	-	-	-				-	-	-	-	-	-	-	-				-	-	-	-	-	-	-	-	-
Circuit Breaker	275kV CB (Gas Insulated Busbars) (OD	275	Each	-		-	-	-	-	-	-	-	-				-	-	-	-	-	-	-	-				-	-	-	-	-	-	-	-	-
Circuit Breaker	275kV Switchgear - Other	275	Each	994.0		-	-	18.0	-	-	-	-	-				-	-	18.0	-	-	-	-	-				-	-	18.0	-	-	-	-	-	-
Earth Wire	275kV OHL (Tower Line) Earth Wire	275	km	911.0		-	-	-	-	-	-	-	167.8				-	-	167.8	-	-	-	-	-				-	-	167.8	-	-	-	-	-	-
Earth Wire Fittings	275kV Earth Wire Fittings	275	Per Set	2548.0		-	-	-	-	-	-	-	530.0				-	-	530.0	-	-	-	-	-				-	-	530.0	-	-	-	-	-	-
FACTS	275kV FACTS Equipment	275	Nr Installation	4.0		-	-	-	-	-	-	-	1.0				-	-	1.0	-	-	-	-	-				-	-	1.0	-	-	-	-	-	-
Overhead Pole Line	275kV OHL (Pole Line) Conductor	275	km	-		-	-	-	-	-	-	-	-				-	-	-	-	-	-	-	-				-	-	-	-	-	-	-	-	-
Overhead Pole Line	275kV Pole	275	Each	-		-	-	-	-	-	-	-	-				-	-	-	-	-	-	-	-				-	-	-	-	-	-	-	-	-
Overhead Line Fittings	275kV Fittings	275	Each	5307.0		-	-	-	-	-	-	-	1,060.0				-	-	1,060.0	-	-	-	-	-				-	-	1,060.0	-	-	-	-	-	-
Overhead Tower Line	275kV Tower	275	Each	2991.0		-	-	-	-	-	-	-	530.0				-	-	530.0	-	-	-	-	-				-	-	530.0	-	-	-	-	-	-
Overhead Tower Line	275kV OHL (Tower Line) Conductor	275	km	1724.4		-	-	-	-	-	-	-	335.6				-	-	335.6	-	-	-	-	-				-	-	335.6	-	-	-	-	-	-
Reactor	275kV Reactor	275	Each	10.0		-	-	-	-	-	-	-	-				-	-	-	-	-	-	-	-				-	-	-	-	-	-	-	-	-
Transformer	275kV Transformer	275	Each	61.0		-	-	2.0	-	-	-	-	1.0				-	-	1.0	-	-	-	-	-				-	-	1.0	-	-	-	-	-	-
Cable	400kV Sub Cable	400	km	-		-	-	-	-	-	-	-	-				-	-	-	-	-	-	-	-				-	-	-	-	-	-	-	-	-
Cable	400kV UG Cable (Gas)	400	km	-		-	-	-	-	-	-	-	-				-	-	-	-	-	-	-	-				-	-	-	-	-	-	-	-	-
Cable	400kV UG Cable (Non Pressurised)	400	km	0.6		-	-	-	-	-	-	-	-				-	-	-	-	-	-	-	-				-	-	-	-	-	-	-	-	-
Cable	400kV UG Cable (Oil)	400	km	-		-	-	-	-	-	-	-	-				-	-	-	-	-	-	-	-				-	-	-	-	-	-	-	-	-
Circuit Breaker	400kV CB (Air Insulated Busbars) (ID/	400	Each	2.0		-	-	-	-	-	-	-	-				-	-	-	-	-	-	-	-				-	-	-	-	-	-	-	-	-
Circuit Breaker	400kV CB (Air Insulated Busbars) (OD/	400	Each	11.0		-	-	14.0	-	-	-	-	-				-	-	14.0	-	-	-	-	-				-	-	14.0	-	-	-	-	-	-
Circuit Breaker	400kV CB (Gas Insulated Busbars) (I	400	Each	77.0		-	-	-	-	-	-	-	-				-	-	-	-	-	-	-	-				-	-	-	-	-	-	-	-	-
Circuit Breaker	400kV CB (Gas Insulated Busbars) (O	400	Each	-		-	-	-	-	-	-	-	-				-	-	-	-	-	-	-	-				-	-	-	-	-	-	-	-	-
Circuit Breaker	400kV Switchgear - Other	400	Each	518.0		-	-	56.0	-	-	-	-	-				-	-	56.0	-	-	-	-	-				-	-	56.0	-	-	-	-	-	-
Earth Wire	400kV OHL (Tower Line) Earth Wire	400	km	305.3		-	-	167.8	-	-	-	-	-				-	-	167.8	-	-	-	-	-				-	-	167.8	-	-	-	-	-	-
Earth Wire Fittings	400kV Earth Wire Fittings	400	Per Set	864.0		-	-	536.0	-	-	-	-	-				-	-	536.0	-	-	-	-	-				-	-	536.0	-	-	-	-	-	-
FACTS	400kV FACTS Equipment	400	Nr Installation	4.0		-	-	1.0	-	-	-	-	-				-	-	1.0	-	-	-	-	-				-	-	1.0	-	-	-	-	-	-
Overhead Pole Line	400kV OHL (Pole Line) Conductor	400	km	-		-	-	-	-	-	-	-	-				-	-	-	-	-	-	-	-				-	-	-	-	-	-	-	-	-
Overhead Pole Line	400kV Pole	400	Each	-		-	-	-	-	-	-	-	-				-	-	-	-	-	-	-	-				-	-	-	-	-	-	-	-	-
Overhead Line Fittings	400kV Fittings	400	Each	1197.0		-	-	1,074.0	-	-	-	-	-				-	-	1,074.0	-	-	-	-	-				-	-	1,074.0	-	-	-	-	-	-
Overhead Tower Line	400kV Tower	400	Each	866.0		-	-	537.0	-	-	-	-	-				-	-	537.0	-	-	-	-	-				-	-	537.0	-	-	-	-	-	-
Overhead Tower Line	400kV OHL (Tower Line) Conductor	400	km	411.4		-	-	335.6	-	-	-	-	-				-	-	335.6	-	-	-	-	-				-	-	335.6	-	-	-	-	-	-
Reactor	400kV Reactor	400	Each	4.0		-	-	-	-	-	-	-	-				-	-	-	-	-	-	-	-				-	-	-	-	-	-	-	-	-
Transformer	400kV Transformer	400	Each	20.0		-	-	4.0	-	-	-	-	-				-	-	4.0	-	-	-	-	-				-	-	4.0	-	-	-	-	-	-
HVDC	Converter Transformer	HVDC	Nr Installation	-		-	-	-	-	-	-	-	-				-	-	-	-	-	-	-	-				-	-	-	-	-	-	-	-	-
HVDC	HVDC	HVDC	Other	2.0		-	-	-	-	-	-	-	-				-	-	-	-	-	-	-	-				-	-	-	-	-	-	-	-	-
HVDC	HVDC Equipment	HVDC	Other	-		-	-	-	-	-	-	-	-				-	-	-	-	-	-	-	-				-	-	-	-	-	-	-	-	-
HVDC	HVDC Cable	HVDC	Other	48.2		-	-	-	-	-	-	-	-				-	-	-	-	-	-	-	-				-	-	-	-	-	-	-	-	-
HVDC	HVDC Subsea Cable	HVDC	Other	114.5		-	-	-	-	-	-	-	-				-	-	-	-	-	-	-	-				-	-	-	-	-	-	-	-	-
HVDC	HVDC Overhead Conductor	HVDC	Other	-		-	-	-	-	-	-	-	-				-	-	-	-	-	-	-	-				-	-	-	-	-	-	-	-	-
Protection	Protection Schemes	Other	Individual Schemes	846.0		-	-	18.0	-	-	-	-	10.0				-	-	8.0	-	-	-	-	-				-	-	8.0	-	-	-	-	-	-
Protection	Pilot Wire Overhead	Other	km	-		-	-	-	-	-	-	-	-				-	-	-	-	-	-	-	-				-	-	-	-	-	-	-	-	-
Protection	Pilot Wire Underground	Other	km	-		-	-	-	-	-	-	-	-				-	-	-	-	-	-	-	-				-	-	-	-	-	-	-	-	-
Protection	Multicore Cable	Other	km	-		-	-	-	-	-	-	-	-				-	-	-	-	-	-	-	-				-	-	-	-	-	-	-	-	-
Cable Bridge	Cable Bridge	Bridge	Each	-		-	-	-	-	-	-	-	-				-	-	-	-	-	-	-	-				-	-	-	-	-	-	-	-	-
Cable Tunnel	Cable Tunnel	Tunnel	km	-		-	-	-	-	-	-	-	-				-	-	-	-	-	-	-	-				-	-	-	-	-	-	-	-	-
Batteries	Batteries at 132kV Substations	Batteries	Each	182.0		-	-	-	-	-	-	-	-				-	-	-	-	-	-	-	-				-	-	-	-	-	-	-	-	-
Batteries	Batteries at 275kV Substations	Batteries	Each	109.0		-	-	-	-	-	-	-	-				-	-	-	-	-	-	-	-				-	-	-	-	-	-	-	-	-
Batteries	Batteries at 400kV Substations	Batteries	Each	36.0		-	-	-	-	-	-	-	-				-	-	-	-	-	-	-	-				-	-	-	-	-	-	-	-	-
Protection - Memo	11kV VT	Other	Each	41.0		-	-	-	-	-	-	-	-				-	-	-	-	-	-	-	-				-	-	-	-	-	-	-	-	-
Protection - Memo	33kV VT	Other	Each	373.0		-	-	-	-	-	-	-	-				-	-	-	-	-	-	-	-				-	-	-	-	-	-	-	-	-
Protection - Memo	132kV VT	Other	Each	610.0		-	-	1.0	-	-	-	-	-				-	-	1.0	-	-	-	-	-				-	-	1.0	-	-	-	-	-	-
Protection - Memo	132kV CT	Other	Each	296.0		-	-	-	-	-	-	-	-				-	-	-	-	-	-	-	-				-	-	-	-	-	-	-	-	-
Protection - Memo	275kV VT	Other	Each	284.0		-	-	4.0	-	-	-	-	-				-	-	9.0	-	-	-	-	-				-	-	5.0	-	-	-	-	-	-
Protection - Memo	275kV CT	Other	Each	379.0		-	-	-	-	-	-	-	-				-	-	-	-	-	-	-	-				-	-	-	-	-	-	-	-	-
Protection - Memo	400kV VT	Other	Each	97.0		-	-	22.0	-	-	-	-	-				-	-	-	-	-	-	-	-				-	-	22.0	-	-	-	-	-	-
Protection - Memo	400kV CT	Other	Each	48.0		-	-	15.0	-	-	-	-	-				-	-	-	-	-	-	-	-				-	-	15.0	-	-	-	-	-	-

Total Asset Register Closing Balance
#
16.4
30.0
9.0
-
2.1
-
14.0
34.0
150.0
-
-
279.0
-
-
-
-
-
-
-
-
218.1
7.4
17.0
225.0
124.0
-
1974.0
1237.4
4689.0
4.0
398.4
3687.0
13100.0
5284.0
2469.3
3.0
177.0
81.5
-
22.6
-
13.0
124.0
19.0
-
1012.0
743.2
2018.0
3.0
-
-
4247.0
1861.0
1388.8
10.0
62.0
-
-
0.6
-
2.0
25.0
77.0
-
574.0
473.1
1400.0
5.0
-
-
2271.0
1403.0
747.9
9.0
24.0
-
2.0
-
48.2
114.5
854.0
-
-
-
-
-
182.0
109.0
39.0
41.0
373.0
611.0
296.0
279.0
379.0
119.0
63.0

RIIO-T2 Business Plan Data Template
Scottish Hydro Electric Transmission

RPDT - Workbook
Version 1.0 - Submitted on 09 Dec 2019

Sheet: A7 Asset Movements 2028
Price Base: 2018/19

Asset Class	Name	Voltage	Units	Opening Balance	Data Cleansing	Additions										Disposals										Total Asset Movements									
						Load Related						Non-Load			Other	Network Operating Costs	Load Related						Non-Load			Other	Network Operating Costs	Load Related						Non-Load			Other	Network Operating Costs
						Local Enabling (Entry)	Local Enabling (Exit)	Wider Works	LRE - sole-use Local Enabling (Exit - Sole Use)	LRE - sole-use Local Enabling (Entry - Sole Use)	TSS Infrastructure	Replacement	Decommissioning	Non-Load - Other	Other	Faults	Local Enabling (Entry)	Local Enabling (Exit)	Wider Works	LRE - sole-use Local Enabling (Exit - Sole Use)	LRE - sole-use Local Enabling (Entry - Sole Use)	TSS Infrastructure	Replacement	Decommissioning	Non-Load - Other	Other	Faults	Local Enabling (Entry)	Local Enabling (Exit)	Wider Works	LRE - sole-use Local Enabling (Exit - Sole Use)	LRE - sole-use Local Enabling (Entry - Sole Use)	TSS Infrastructure	Replacement	Decommissioning	Non-Load - Other	Other	Faults
				#	#	#	#	#	#	#	#	#	#	#	#	#	#	#	#	#	#	#	#	#	#	#	#	#	#	#	#	#	#	#	#	#
Cable	6.6/11kV UG Cable	HV	km	16.4		-	-	-	-	-	-	-	-				-	-	-	-	-	-	-	-				-	-	-	-	-	-	-	-	-
Circuit Breaker	6.6/11kV CB (GM) Primary	HV	Each	30.0		-	-	-	-	-	-	-	-				-	-	-	-	-	-	-	-				-	-	-	-	-	-	-	-	-
Circuit Breaker	6.6/11kV Switch	HV	Each	9.0		-	-	-	-	-	-	-	-				-	-	-	-	-	-	-	-				-	-	-	-	-	-	-	-	-
Cable	33kV UG Cable (Gas)	33	km	-		-	-	-	-	-	-	-	-				-	-	-	-	-	-	-	-				-	-	-	-	-	-	-	-	-
Cable	33kV UG Cable (Non Pressurised)	33	km	2.1		-	-	-	-	-	-	-	-				-	-	-	-	-	-	-	-				-	-	-	-	-	-	-	-	-
Cable	33kV UG Cable (Oil)	33	km	-		-	-	-	-	-	-	-	-				-	-	-	-	-	-	-	-				-	-	-	-	-	-	-	-	-
Circuit Breaker	33kV CB (Air Insulated Busbars) (EG/	33	Each	14.0		-	-	-	-	-	-	-	-				-	-	-	-	-	-	-	-				-	-	-	-	-	-	-	-	-
Circuit Breaker	33kV CB (Air Insulated Busbars) (OD/	33	Each	34.0		-	-	-	-	-	-	-	-				-	-	-	-	-	-	-	-				-	-	-	-	-	-	-	-	-
Circuit Breaker	33kV CB (Gas Insulated Busbars) (ID/	33	Each	150.0		-	-	-	-	-	-	-	-				-	-	-	-	-	-	-	-				-	-	-	-	-	-	-	-	-
Circuit Breaker	33kV CB (Gas Insulated Busbars) (OD/	33	Each	-		-	-	-	-	-	-	-	-				-	-	-	-	-	-	-	-				-	-	-	-	-	-	-	-	-
Circuit Breaker	33kV Switch (GM)	33	Each	-		-	-	-	-	-	-	-	-				-	-	-	-	-	-	-	-				-	-	-	-	-	-	-	-	-
Circuit Breaker	33kV Switchgear - Other	33	Each	279.0		-	-	-	-	-	-	-	-				-	-	-	-	-	-	-	-				-	-	-	-	-	-	-	-	-
Earth Wire	33kV OHL (Tower Line) Earth Wire	33	km	-		-	-	-	-	-	-	-	-				-	-	-	-	-	-	-	-				-	-	-	-	-	-	-	-	-
Earth Wire Fittings	33kV Earth Wire Fittings	33	Per Set	-		-	-	-	-	-	-	-	-				-	-	-	-	-	-	-	-				-	-	-	-	-	-	-	-	-
Overhead Pole Line	33kV OHL (Pole Line) Conductor	33	km	-		-	-	-	-	-	-	-	-				-	-	-	-	-	-	-	-				-	-	-	-	-	-	-	-	-
Overhead Pole Line	33kV Pole	33	Each	-		-	-	-	-	-	-	-	-				-	-	-	-	-	-	-	-				-	-	-	-	-	-	-	-	-
Overhead Line Fittings	33kV Fittings	33	Each	-		-	-	-	-	-	-	-	-				-	-	-	-	-	-	-	-				-	-	-	-	-	-	-	-	-
Overhead Tower Line	33kV Tower	33	Each	-		-	-	-	-	-	-	-	-				-	-	-	-	-	-	-	-				-	-	-	-	-	-	-	-	-
Overhead Tower Line	33kV OHL (Tower Line) Conductor	33	km	-		-	-	-	-	-	-	-	-				-	-	-	-	-	-	-	-				-	-	-	-	-	-	-	-	-
Cable	132kV Sub Cable	132	km	-		-	-	-	-	-	-	-	-				-	-	-	-	-	-	-	-				-	-	-	-	-	-	-	-	-
Cable	132kV UG Cable (Gas)	132	km	-		-	-	-	-	-	-	-	-				-	-	-	-	-	-	-	-				-	-	-	-	-	-	-	-	-
Cable	132kV UG Cable (Non Pressurised)	132	km	218.1		-	-	-	-	-	-	-	-				-	-	-	-	-	-	-	-				-	-	-	-	-	-	-	-	-
Cable	132kV UG Cable (Oil)	132	km	7.4		-	-	-	-	-	-	-	-				-	-	-	-	-	-	-	-				-	-	-	-	-	-	-	-	-
Circuit Breaker	132kV CB (Air Insulated Busbars) (ID/	132	Each	17.0		-	-	-	-	-	-	-	-				-	-	-	-	-	-	-	-				-	-	-	-	-	-	-	-	-
Circuit Breaker	132kV CB (Air Insulated Busbars) (OD/	132	Each	220.0		-	-	-	-	-	-	-	-				-	-	-	-	-	-	-	-				-	-	-	-	-	-	-	-	-
Circuit Breaker	132kV CB (Gas Insulated Busbars) (ID/	132	Each	124.0		-	-	-	-	-	-	-	-				-	-	-	-	-	-	-	-				-	-	-	-	-	-	-	-	-
Circuit Breaker	132kV CB (Gas Insulated Busbars) (OD/	132	Each	-		-	-	-	-	-	-	-	-				-	-	-	-	-	-	-	-				-	-	-	-	-	-	-	-	-
Circuit Breaker	132kV Switchgear - Other	132	Each	1974.0		-	-	-	-	-	-	-	-				-	-	-	-	-	-	-	-				-	-	-	-	-	-	-	-	-
Earth Wire	132kV OHL (Tower Line) Earth Wire	132	km	1237.4		-	-	-	-	-	-	-	-				-	-	-	-	-	-	-	-				-	-	-	-	-	-	-	-	-
Earth Wire Fittings	132kV Earth Wire Fittings	132	Per Set	4689.0		-	-	-	-	-	-	-	-				-	-	-	-	-	-	-	-				-	-	-	-	-	-	-	-	-
FACTS	132kV FACTS Equipment	132	Nr Installation	4.0		-	-	-	-	-	-	-	-				-	-	-	-	-	-	-	-				-	-	-	-	-	-	-	-	-
Overhead Pole Line	132kV OHL (Pole Line) Conductor	132	km	398.4		-	-	-	-	-	-	-	-				-	-	-	-	-	-	-	-				-	-	-	-	-	-	-	-	-
Overhead Pole Line	132kV Pole	132	Each	3687.0		-	-	-	-	-	-	-	-				-	-	-	-	-	-	-	-				-	-	-	-	-	-	-	-	-
Overhead Line Fittings	132kV Fittings	132	Each	13100.0		-	-	-	-	-	-	-	-				-	-	-	-	-	-	-	-				-	-	-	-	-	-	-	-	-
Overhead Tower Line	132kV Tower	132	Each	5284.0		-	-	-	-	-	-	-	-				-	-	-	-	-	-	-	-				-	-	-	-	-	-	-	-	-
Overhead Tower Line	132kV OHL (Tower Line) Conductor	132	km	2469.3		-	-	-	-	-	-	-	-				-	-	-	-	-	-	-	-				-	-	-	-	-	-	-	-	-
Reactor	132kV Reactor	132	Each	3.0		-	-	-	-	-	-	-	-				-	-	-	-	-	-	-	-				-	-	-	-	-	-	-	-	-
Transformer	132kV Transformer	132	Each	177.0		-	-	-	-	-	-	-	-				-	-	-	-	-	-	-	-				-	-	-	-	-	-	-	-	-
Cable	275kV Sub Cable	275	km	81.5		-	-	-	-	-	-	-	-				-	-	-	-	-	-	-	-				-	-	-	-	-	-	-	-	-
Cable	275kV UG Cable (Gas)	275	km	-		-	-	-	-	-	-	-	-				-	-	-	-	-	-	-	-				-	-	-	-	-	-	-	-	-
Cable	275kV UG Cable (Non Pressurised)	275	km	22.6		-	-	-	-	-	-	-	-				-	-	-	-	-	-	-	-				-	-	-	-	-	-	-	-	-
Cable	275kV UG Cable (Oil)	275	km	-		-	-	-	-	-	-	-	-				-	-	-	-	-	-	-	-				-	-	-	-	-	-	-	-	-
Circuit Breaker	275kV CB (Air Insulated Busbars) (ID/	275	Each	15.0		-	-	-	-	-	-	-	-				-	-	-	-	-	-	-	-				-	-	-	-	-	-	-	-	-
Circuit Breaker	275kV CB (Air Insulated Busbars) (OD/	275	Each	124.0		-	-	-	-	-	-	-	-				-	-	-	-	-	-	-	-				-	-	-	-	-	-	-	-	-
Circuit Breaker	275kV CB (Gas Insulated Busbars) (ID/	275	Each	19.0		-	-	-	-	-	-	-	-				-	-	-	-	-	-	-	-				-	-	-	-	-	-	-	-	-
Circuit Breaker	275kV CB (Gas Insulated Busbars) (OD/	275	Each	-		-	-	-	-	-	-	-	-				-	-	-	-	-	-	-	-				-	-	-	-	-	-	-	-	-
Circuit Breaker	275kV Switchgear - Other	275	Each	1012.0		-	-	-	-	-	-	-	-				-	-	-	-	-	-	-	-				-	-	-	-	-	-	-	-	-
Earth Wire	275kV OHL (Tower Line) Earth Wire	275	km	743.2		-	-	-	-	-	-	-	-				-	-	-	-	-	-	-	-				-	-	-	-	-	-	-	-	-
Earth Wire Fittings	275kV Earth Wire Fittings	275	Per Set	2018.0		-	-	-	-	-	-	-	-				-	-	-	-	-	-	-	-				-	-	-	-	-	-	-	-	-
FACTS	275kV FACTS Equipment	275	Nr Installation	3.0		-	-	-	-	-	-	-	-				-	-	-	-	-	-	-	-				-	-	-	-	-	-	-	-	-
Overhead Pole Line	275kV OHL (Pole Line) Conductor	275	km	-		-	-	-	-	-	-	-	-				-	-	-	-	-	-	-	-				-	-	-	-	-	-	-	-	-
Overhead Pole Line	275kV Pole	275	Each	-		-	-	-	-	-	-	-	-				-	-	-	-	-	-	-	-				-	-	-	-	-	-	-	-	-
Overhead Line Fittings	275kV Fittings	275	Each	4247.0		-	-	-	-	-	-	-	-				-	-	-	-	-	-	-	-				-	-	-	-	-	-	-	-	-
Overhead Tower Line	275kV Tower	275	Each	1861.0		-	-	-	-	-	-	-	-				-	-	-	-	-	-	-	-				-	-	-	-	-	-	-	-	-
Overhead Tower Line	275kV OHL (Tower Line) Conductor	275	km	1388.8		-	-	-	-	-	-	-	-				-	-	-	-	-	-	-	-				-	-	-	-	-	-	-	-	-
Reactor	275kv Reactor	275	Each	10.0		-	-	-	-	-	-	-	-				-	-	-	-	-	-	-	-				-	-	-	-	-	-	-	-	-
Transformer	275kV Transformer	275	Each	62.0		-	-	-	-	-	-	-	-				-	-	-	-	-	-	-	-				-	-	-	-	-	-	-	-	-
Cable	400kV Sub Cable	400	km	-		-	-	-	-	-	-	-	-				-	-	-	-	-	-	-	-				-	-	-	-	-	-	-	-	-
Cable	400kV UG Cable (Gas)	400	km	-		-	-	-	-	-	-	-	-				-	-	-	-	-	-	-	-				-	-	-	-	-	-	-	-	-
Cable	400kV UG Cable (Non Pressurised)	400	km	0.6		-	-	-	-	-	-	-	-				-	-	-	-	-	-	-	-				-	-	-	-	-	-	-	-	-
Cable	400kV UG Cable (Oil)	400	km	-		-	-	-	-	-	-	-	-				-	-	-	-	-	-	-	-				-	-	-	-	-	-	-	-	-
Circuit Breaker	400kV CB (Air Insulated Busbars) (ID/	400	Each	2.0		-	-	-	-	-	-	-	-				-	-	-	-	-	-	-	-				-	-	-	-	-	-	-	-	-
Circuit Breaker	400kV CB (Air Insulated Busbars) (OD/	400	Each	25.0		-	-	-	-	-	-	-	-				-	-	-	-	-	-	-	-				-	-	-	-	-	-	-	-	-
Circuit Breaker	400kV CB (Gas Insulated Busbars) (I	400	Each	77.0		-	-	-	-	-	-	-	-				-	-	-	-	-	-	-	-				-	-	-	-	-	-	-	-	-
Circuit Breaker	400kV CB (Gas Insulated Busbars) (O	400	Each	-		-	-	-	-	-	-	-	-				-	-	-	-	-	-	-	-				-	-	-	-	-	-	-	-	-
Circuit Breaker	400kV Switchgear - Other	400	Each	574.0		-	-	-	-	-	-	-	-				-	-	-	-	-	-	-	-				-	-	-	-	-	-	-	-	-
Earth Wire	400kV OHL (Tower Line) Earth Wire	400	km	473.1		-	-	-	-	-	-	-	-				-	-	-	-	-	-	-	-				-	-	-	-	-	-	-	-	-
Earth Wire Fittings	400kV Earth Wire Fittings	400	Per Set	1400.0		-	-	-	-	-	-	-	-				-	-	-	-	-	-	-	-				-	-	-	-	-	-	-	-	-
FACTS	400kV FACTS Equipment	400	Nr Installation	5.0		-	-	-	-	-	-	-	-				-	-	-	-	-	-	-	-				-	-	-	-	-	-	-	-	-
Overhead Pole Line	400kV OHL (Pole Line) Conductor	400	km	-		-	-	-	-	-	-	-	-				-	-	-	-	-	-	-	-				-	-	-	-	-	-	-	-	-
Overhead Pole Line	400kV Pole	400	Each	-		-	-	-	-	-	-	-	-				-	-	-	-	-	-	-	-				-	-	-	-	-	-	-	-	-
Overhead Line Fittings	400kV Fittings	400	Each	3271.0		-	-	-	-	-	-	-	-				-	-	-	-	-	-	-	-				-	-	-	-	-	-	-	-	-
Overhead Tower Line	400kV Tower	400	Each	1403.0		-	-	-	-	-	-	-	-				-	-	-	-	-	-	-	-				-	-	-	-	-	-	-	-	-
Overhead Tower Line	400kV OHL (Tower Line) Conductor	400	km	747.0		-	-	-	-	-	-	-	-				-	-	-	-	-	-	-	-				-	-	-	-	-	-	-	-	-
Reactor	400kv Reactor	400	Each	4.0		-	-	-	-	-	-	-	-				-	-	-	-	-	-	-	-				-	-	-	-	-	-	-	-	-
Transformer	400kV Transformer	400	Each	24.0		-	-	-	-	-	-	-	-				-	-	-	-	-	-	-	-				-	-	-	-	-	-	-	-	-
HVDC	Converter Transformer	HVDC	Nr Installation	-		-	-	-	-	-	-	-	-				-	-	-	-	-	-	-	-				-	-	-	-	-	-	-	-	-
HVDC	HVDC	HVDC	Other	2.0		-	-	-	-	-	-	-	-				-	-	-	-	-	-	-	-				-	-	-	-	-	-	-	-	-
HVDC	HVDC Equipment	HVDC	Other	-		-	-	-	-	-	-	-	-				-	-	-	-	-	-	-	-				-	-	-	-	-	-	-	-	-
HVDC	HVDC Cable	HVDC	Other	48.2		-	-	-	-	-	-	-	-				-	-	-	-	-	-	-	-				-	-	-	-	-	-	-	-	-
HVDC	HVDC Subsea Cable	HVDC	Other	114.5		-	-	-	-	-	-	-	-				-	-	-	-	-	-	-	-				-	-	-	-	-	-	-	-	-
HVDC	HVDC Overhead Conductor	HVDC	Other	-		-	-	-	-	-	-	-	-				-	-	-	-	-	-	-	-				-	-	-	-	-	-	-	-	-
Protection	Protection Schemes	Other	Individual Schemes	854.0		-	-	-	-	-	-	-	-				-	-	-	-	-	-	-	-				-	-	-	-	-	-	-	-	-
Protection	Pilot Wire Overhead	Other	km	-		-	-	-	-	-	-	-	-				-	-	-	-	-	-	-	-				-	-	-	-	-	-	-	-	-
Protection	Pilot Wire Underground	Other	km	-		-	-	-	-	-	-	-	-				-	-	-	-	-	-	-	-				-	-	-	-	-	-	-	-	-
Protection	Multicore Cable	Other	km	-		-	-	-	-	-	-	-	-				-	-	-	-	-	-	-	-				-	-	-	-	-	-	-	-	-
Cable Bridge	Cable Bridge	Bridge	Each	-		-	-	-	-	-	-	-	-				-	-	-	-	-	-	-	-				-	-	-	-	-	-	-	-	-
Cable Tunnel	Cable Tunnel	Tunnel	km	-		-	-	-	-	-	-	-	-				-	-	-	-	-	-	-	-				-	-	-	-	-	-	-	-	-
Batteries	Batteries at 132kV Substations	Batteries	Each	182.0		-	-	-	-	-	-	-	-				-	-	-	-	-	-	-	-				-	-	-	-	-	-	-	-	-
Batteries	Batteries at 275kV Substations	Batteries	Each	109.0		-	-	-	-	-	-	-	-				-	-	-	-	-	-	-	-				-	-	-	-	-	-	-	-	-
Batteries	Batteries at 400kV Substations	Batteries	Each	36.0		-	-	-	-	-	-	-	-				-	-	-	-	-	-	-	-				-	-	-	-	-	-	-	-	-
Protection - Memo	11kV VT	Other	Each	41.0		-	-	-	-	-	-	-	-				-	-	-	-	-	-	-	-				-	-	-	-	-	-	-	-	-
Protection - Memo	33kV VT	Other	Each	373.0		-	-	-	-	-	-	-	-				-	-	-	-	-	-	-	-				-	-	-	-	-	-	-	-	-
Protection - Memo	132kV VT	Other	Each	611.0		-	-	-	-	-	-	-	-				-	-	-	-	-	-	-	-				-	-	-	-	-	-	-	-	-
Protection - Memo	132kV CT	Other	Each	296.0		-	-	-	-	-	-	-	-				-	-	-	-	-	-	-	-				-	-	-	-	-	-	-	-	-
Protection - Memo	275kV VT	Other	Each	279.0		-	-	-	-	-	-	-	-				-	-	-	-	-	-	-	-				-	-	-	-	-	-	-	-	-
Protection - Memo	275kV CT	Other	Each	379.0		-	-	-	-	-	-	-	-				-	-	-	-	-	-	-	-				-	-	-	-	-	-	-	-	-
Protection - Memo	400kV VT	Other	Each	119.0		-	-	-	-	-	-	-	-				-	-	-	-	-	-	-	-				-	-	-	-	-	-	-	-	-
Protection - Memo	400kV CT	Other	Each	63.0		-	-	-	-	-	-	-	-				-	-	-	-	-	-	-	-				-	-	-	-	-	-	-	-	-

Total Asset Register Closing Balance
#
16.4
30.0
9.0
-
2.1
-
14.0
34.0
150.0
-
-
279.0
-
-
-
-
-
-
-
-
218.1
7.4
17.0
225.0
124.0
-
1974.0
1237.4
4689.0
4.0
398.4
3687.0
13100.0
5284.0
2469.3
3.0
177.0
81.5
-
22.6
-
13.0
124.0
19.0
-
1012.0
743.2
2018.0
3.0
-
-
4247.0
1861.0
1388.8
10.0
62.0
-
-
0.6
-
2.0
25.0
77.0
-
574.0
473.1
1400.0
5.0
-
-
2271.0
1403.0
747.9
9.0
24.0
-
2.0
-
48.2
114.5
854.0
-
-
-
-
-
182.0
109.0
39.0
41.0
373.0
611.0
296.0
279.0
379.0
119.0
63.0

RIIO-T2 Business Plan Data Template
Scottish Hydro Electric Transmission

RPDT - Workbook
Version 1.0 - Submitted on 09 Dec 2019

Sheet: A7 Asset Movements 2029
Price Base: 2018/19

Asset Class	Name	Voltage	Units	Opening Balance	Data Cleansing	Additions										Disposals										Total Asset Movements									
						Load Related						Non-Load			Other	Network Operating Costs	Load Related						Non-Load			Other	Network Operating Costs	Load Related						Non-Load			Other	Network Operating Costs
						Local Enabling (Entry)	Local Enabling (Exit)	Wider Works	LRE - sole-use Local Enabling (Exit - Sole Use)	LRE - sole-use Local Enabling (Entry - Sole Use)	TSS Infrastructure	Replacement	Decommissioning	Non-Load - Other	Other	Faults	Local Enabling (Entry)	Local Enabling (Exit)	Wider Works	LRE - sole-use Local Enabling (Exit - Sole Use)	LRE - sole-use Local Enabling (Entry - Sole Use)	TSS Infrastructure	Replacement	Decommissioning	Non-Load - Other	Other	Faults	Local Enabling (Entry)	Local Enabling (Exit)	Wider Works	LRE - sole-use Local Enabling (Exit - Sole Use)	LRE - sole-use Local Enabling (Entry - Sole Use)	TSS Infrastructure	Replacement	Decommissioning	Non-Load - Other	Other	Faults
				#	#	#	#	#	#	#	#	#	#	#	#	#	#	#	#	#	#	#	#	#	#	#	#	#	#	#	#	#	#	#	#	#
Cable	6.6/11kV UG Cable	HV	km	16.4		-	-	-	-	-	-	-	-				-	-	-	-	-	-	-	-				-	-	-	-	-	-	-	-	-
Circuit Breaker	6.6/11kV CB (GM) Primary	HV	Each	30.0		-	-	-	-	-	-	-	-				-	-	-	-	-	-	-	-				-	-	-	-	-	-	-	-	-
Circuit Breaker	6.6/11kV Switch	HV	Each	9.0		-	-	-	-	-	-	-	-				-	-	-	-	-	-	-	-				-	-	-	-	-	-	-	-	-
Cable	33kV UG Cable (Gas)	33	km	-		-	-	-	-	-	-	-	-				-	-	-	-	-	-	-	-				-	-	-	-	-	-	-	-	-
Cable	33kV UG Cable (Non Pressurised)	33	km	2.1		-	-	-	-	-	-	-	-				-	-	-	-	-	-	-	-				-	-	-	-	-	-	-	-	-
Cable	33kV UG Cable (Oil)	33	km	-		-	-	-	-	-	-	-	-				-	-	-	-	-	-	-	-				-	-	-	-	-	-	-	-	-
Circuit Breaker	33kV CB (Air Insulated Busbars) (EG/	33	Each	14.0		-	-	-	-	-	-	-	-				-	-	-	-	-	-	-	-				-	-	-	-	-	-	-	-	-
Circuit Breaker	33kV CB (Air Insulated Busbars) (OD/	33	Each	34.0		-	-	-	-	-	-	-	-				-	-	-	-	-	-	-	-				-	-	-	-	-	-	-	-	-
Circuit Breaker	33kV CB (Gas Insulated Busbars) (ID/	33	Each	150.0		-	-	-	-	-	-	-	-				-	-	-	-	-	-	-	-				-	-	-	-	-	-	-	-	-
Circuit Breaker	33kV CB (Gas Insulated Busbars) (OD/	33	Each	-		-	-	-	-	-	-	-	-				-	-	-	-	-	-	-	-				-	-	-	-	-	-	-	-	-
Circuit Breaker	33kV Switch (GM)	33	Each	-		-	-	-	-	-	-	-	-				-	-	-	-	-	-	-	-				-	-	-	-	-	-	-	-	-
Circuit Breaker	33kV Switchgear - Other	33	Each	279.0		-	-	-	-	-	-	-	-				-	-	-	-	-	-	-	-				-	-	-	-	-	-	-	-	-
Earth Wire	33kV OHL (Tower Line) Earth Wire	33	km	-		-	-	-	-	-	-	-	-				-	-	-	-	-	-	-	-				-	-	-	-	-	-	-	-	-
Earth Wire Fittings	33kV Earth Wire Fittings	33	Per Set	-		-	-	-	-	-	-	-	-				-	-	-	-	-	-	-	-				-	-	-	-	-	-	-	-	-
Overhead Pole Line	33kV OHL (Pole Line) Conductor	33	km	-		-	-	-	-	-	-	-	-				-	-	-	-	-	-	-	-				-	-	-	-	-	-	-	-	-
Overhead Pole Line	33kV Pole	33	Each	-		-	-	-	-	-	-	-	-				-	-	-	-	-	-	-	-				-	-	-	-	-	-	-	-	-
Overhead Line Fittings	33kV Fittings	33	Each	-		-	-	-	-	-	-	-	-				-	-	-	-	-	-	-	-				-	-	-	-	-	-	-	-	-
Overhead Tower Line	33kV Tower	33	Each	-		-	-	-	-	-	-	-	-				-	-	-	-	-	-	-	-				-	-	-	-	-	-	-	-	-
Overhead Tower Line	33kV OHL (Tower Line) Conductor	33	km	-		-	-	-	-	-	-	-	-				-	-	-	-	-	-	-	-				-	-	-	-	-	-	-	-	-
Cable	132kV Sub Cable	132	km	-		-	-	-	-	-	-	-	-				-	-	-	-	-	-	-	-				-	-	-	-	-	-	-	-	-
Cable	132kV UG Cable (Gas)	132	km	-		-	-	-	-	-	-	-	-				-	-	-	-	-	-	-	-				-	-	-	-	-	-	-	-	-
Cable	132kV UG Cable (Non Pressurised)	132	km	218.1		-	-	-	-	-	-	-	-				-	-	-	-	-	-	-	-				-	-	-	-	-	-	-	-	-
Cable	132kV UG Cable (Oil)	132	km	7.4		-	-	-	-	-	-	-	-				-	-	-	-	-	-	-	-				-	-	-	-	-	-	-	-	-
Circuit Breaker	132kV CB (Air Insulated Busbars) (ID/	132	Each	17.0		-	-	-	-	-	-	-	-				-	-	-	-	-	-	-	-				-	-	-	-	-	-	-	-	-
Circuit Breaker	132kV CB (Air Insulated Busbars) (OD/	132	Each	220.0		-	-	-	-	-	-	-	-				-	-	-	-	-	-	-	-				-	-	-	-	-	-	-	-	-
Circuit Breaker	132kV CB (Gas Insulated Busbars) (ID/	132	Each	124.0		-	-	-	-	-	-	-	-				-	-	-	-	-	-	-	-				-	-	-	-	-	-	-	-	-
Circuit Breaker	132kV CB (Gas Insulated Busbars) (OD/	132	Each	-		-	-	-	-	-	-	-	-				-	-	-	-	-	-	-	-				-	-	-	-	-	-	-	-	-
Circuit Breaker	132kV Switchgear - Other	132	Each	1974.0		-	-	-	-	-	-	-	-				-	-	-	-	-	-	-	-				-	-	-	-	-	-	-	-	-
Earth Wire	132kV OHL (Tower Line) Earth Wire	132	km	1237.4		-	-	-	-	-	-	-	-				-	-	-	-	-	-	-	-				-	-	-	-	-	-	-	-	-
Earth Wire Fittings	132kV Earth Wire Fittings	132	Per Set	4689.0		-	-	-	-	-	-	-	-				-	-	-	-	-	-	-	-				-	-	-	-	-	-	-	-	-
FACTS	132kV FACTS Equipment	132	Nr Installation	4.0		-	-	-	-	-	-	-	-				-	-	-	-	-	-	-	-				-	-	-	-	-	-	-	-	-
Overhead Pole Line	132kV OHL (Pole Line) Conductor	132	km	398.4		-	-	-	-	-	-	-	-				-	-	-	-	-	-	-	-				-	-	-	-	-	-	-	-	-
Overhead Pole Line	132kV Pole	132	Each	3687.0		-	-	-	-	-	-	-	-				-	-	-	-	-	-	-	-				-	-	-	-	-	-	-	-	-
Overhead Line Fittings	132kV Fittings	132	Each	13100.0		-	-	-	-	-	-	-	-				-	-	-	-	-	-	-	-				-	-	-	-	-	-	-	-	-
Overhead Tower Line	132kV Tower	132	Each	5284.0		-	-	-	-	-	-	-	-				-	-	-	-	-	-	-	-				-	-	-	-	-	-	-	-	-
Overhead Tower Line	132kV OHL (Tower Line) Conductor	132	km	2469.3		-	-	-	-	-	-	-	-				-	-	-	-	-	-	-	-				-	-	-	-	-	-	-	-	-
Reactor	132kV Reactor	132	Each	3.0		-	-	-	-	-	-	-	-				-	-	-	-	-	-	-	-				-	-	-	-	-	-	-	-	-
Transformer	132kV Transformer	132	Each	177.0		-	-	-	-	-	-	-	-				-	-	-	-	-	-	-	-				-	-	-	-	-	-	-	-	-
Cable	275kV Sub Cable	275	km	81.5		-	-	-	-	-	-	-	-				-	-	-	-	-	-	-	-				-	-	-	-	-	-	-	-	-
Cable	275kV UG Cable (Gas)	275	km	-		-	-	-	-	-	-	-	-				-	-	-	-	-	-	-	-				-	-	-	-	-	-	-	-	-
Cable	275kV UG Cable (Non Pressurised)	275	km	22.6		-	-	-	-	-	-	-	-				-	-	-	-	-	-	-	-				-	-	-	-	-	-	-	-	-
Cable	275kV UG Cable (Oil)	275	km	-		-	-	-	-	-	-	-	-				-	-	-	-	-	-	-	-				-	-	-	-	-	-	-	-	-
Circuit Breaker	275kV CB (Air Insulated Busbars) (ID/	275	Each	15.0		-	-	-	-	-	-	-	-				-	-	-	-	-	-	-	-				-	-	-	-	-	-	-	-	-
Circuit Breaker	275kV CB (Air Insulated Busbars) (OD/	275	Each	124.0		-	-	-	-	-	-	-	-				-	-	-	-	-	-	-	-				-	-	-	-	-	-	-	-	-
Circuit Breaker	275kV CB (Gas Insulated Busbars) (ID/	275	Each	19.0		-	-	-	-	-	-	-	-				-	-	-	-	-	-	-	-				-	-	-	-	-	-	-	-	-
Circuit Breaker	275kV CB (Gas Insulated Busbars) (OD/	275	Each	-		-	-	-	-	-	-	-	-				-	-	-	-	-	-	-	-				-	-	-	-	-	-	-	-	-
Circuit Breaker	275kV Switchgear - Other	275	Each	1012.0		-	-	-	-	-	-	-	-				-	-	-	-	-	-	-	-				-	-	-	-	-	-	-	-	-
Earth Wire	275kV OHL (Tower Line) Earth Wire	275	km	743.2		-	-	-	-	-	-	-	-				-	-	-	-	-	-	-	-				-	-	-	-	-	-	-	-	-
Earth Wire Fittings	275kV Earth Wire Fittings	275	Per Set	2018.0		-	-	-	-	-	-	-	-				-	-	-	-	-	-	-	-				-	-	-	-	-	-	-	-	-
FACTS	275kV FACTS Equipment	275	Nr Installation	3.0		-	-	-	-	-	-	-	-				-	-	-	-	-	-	-	-				-	-	-	-	-	-	-	-	-
Overhead Pole Line	275kV OHL (Pole Line) Conductor	275	km	-		-	-	-	-	-	-	-	-				-	-	-	-	-	-	-	-				-	-	-	-	-	-	-	-	-
Overhead Pole Line	275kV Pole	275	Each	-		-	-	-	-	-	-	-	-				-	-	-	-	-	-	-	-				-	-	-	-	-	-	-	-	-
Overhead Line Fittings	275kV Fittings	275	Each	4247.0		-	-	-	-	-	-	-	-				-	-	-	-	-	-	-	-				-	-	-	-	-	-	-	-	-
Overhead Tower Line	275kV Tower	275	Each	1861.0		-	-	-	-	-	-	-	-				-	-	-	-	-	-	-	-				-	-	-	-	-	-	-	-	-
Overhead Tower Line	275kV OHL (Tower Line) Conductor	275	km	1388.8		-	-	-	-	-	-	-	-				-	-	-	-	-	-	-	-				-	-	-	-	-	-	-	-	-
Reactor	275kV Reactor	275	Each	10.0		-	-	-	-	-	-	-	-				-	-	-	-	-	-	-	-				-	-	-	-	-	-	-	-	-
Transformer	275kV Transformer	275	Each	62.0		-	-	-	-	-	-	-	-				-	-	-	-	-	-	-	-				-	-	-	-	-	-	-	-	-
Cable	400kV Sub Cable	400	km	-		-	-	-	-	-	-	-	-				-	-	-	-	-	-	-	-				-	-	-	-	-	-	-	-	-
Cable	400kV UG Cable (Gas)	400	km	-		-	-	-	-	-	-	-	-				-	-	-	-	-	-	-	-				-	-	-	-	-	-	-	-	-
Cable	400kV UG Cable (Non Pressurised)	400	km	0.6		-	-	-	-	-	-	-	-				-	-	-	-	-	-	-	-				-	-	-	-	-	-	-	-	-
Cable	400kV UG Cable (Oil)	400	km	-		-	-	-	-	-	-	-	-				-	-	-	-	-	-	-	-				-	-	-	-	-	-	-	-	-
Circuit Breaker	400kV CB (Air Insulated Busbars) (ID/	400	Each	2.0		-	-	-	-	-	-	-	-				-	-	-	-	-	-	-	-				-	-	-	-	-	-	-	-	-
Circuit Breaker	400kV CB (Air Insulated Busbars) (OD/	400	Each	25.0		-	-	-	-	-	-	-	-				-	-	-	-	-	-	-	-				-	-	-	-	-	-	-	-	-
Circuit Breaker	400kV CB (Gas Insulated Busbars) (I	400	Each	77.0		-	-	-	-	-	-	-	-				-	-	-	-	-	-	-	-				-	-	-	-	-	-	-	-	-
Circuit Breaker	400kV CB (Gas Insulated Busbars) (O	400	Each	-		-	-	-	-	-	-	-	-				-	-	-	-	-	-	-	-				-	-	-	-	-	-	-	-	-
Circuit Breaker	400kV Switchgear - Other	400	Each	574.0		-	-	-	-	-	-	-	-				-	-	-	-	-	-	-	-				-	-	-	-	-	-	-	-	-
Earth Wire	400kV OHL (Tower Line) Earth Wire	400	km	473.1		-	-	-	-	-	-	-	-				-	-	-	-	-	-	-	-				-	-	-	-	-	-	-	-	-
Earth Wire Fittings	400kV Earth Wire Fittings	400	Per Set	1400.0		-	-	-	-	-	-	-	-				-	-	-	-	-	-	-	-				-	-	-	-	-	-	-	-	-
FACTS	400kV FACTS Equipment	400	Nr Installation	5.0		-	-	-	-	-	-	-	-				-	-	-	-	-	-	-	-				-	-	-	-	-	-	-	-	-
Overhead Pole Line	400kV OHL (Pole Line) Conductor	400	km	-		-	-	-	-	-	-	-	-				-	-	-	-	-	-	-	-				-	-	-	-	-	-	-	-	-
Overhead Pole Line	400kV Pole	400	Each	-		-	-	-	-	-	-	-	-				-	-	-	-	-	-	-	-				-	-	-	-	-	-	-	-	-
Overhead Line Fittings	400kV Fittings	400	Each	3271.0		-	-	-	-	-	-	-	-				-	-	-	-	-	-	-	-				-	-	-	-	-	-	-	-	-
Overhead Tower Line	400kV Tower	400	Each	1403.0		-	-	-	-	-	-	-	-				-	-	-	-	-	-	-	-				-	-	-	-	-	-	-	-	-
Overhead Tower Line	400kV OHL (Tower Line) Conductor	400	km	747.0		-	-	-	-	-	-	-	-				-	-	-	-	-	-	-	-				-	-	-	-	-	-	-	-	-
Reactor	400kV Reactor	400	Each	4.0		-	-	-	-	-	-	-	-				-	-	-	-	-	-	-	-				-	-	-	-	-	-	-	-	-
Transformer	400kV Transformer	400	Each	24.0		-	-	-	-	-	-	-	-				-	-	-	-	-	-	-	-				-	-	-	-	-	-	-	-	-
HVDC	Converter Transformer	HVDC	Nr Installation	-		-	-	-	-	-	-	-	-				-	-	-	-	-	-	-	-				-	-	-	-	-	-	-	-	-
HVDC	HVDC	HVDC	Other	2.0		-	-	-	-	-	-	-	-				-	-	-	-	-	-	-	-				-	-	-	-	-	-	-	-	-
HVDC	HVDC Equipment	HVDC	Other	-		-	-	-	-	-	-	-	-				-	-	-	-	-	-	-	-				-	-	-	-	-	-	-	-	-
HVDC	HVDC Cable	HVDC	Other	48.2		-	-	-	-	-	-	-	-				-	-	-	-	-	-	-	-				-	-	-	-	-	-	-	-	-
HVDC	HVDC Subsea Cable	HVDC	Other	114.5		-	-	-	-	-	-	-	-				-	-	-	-	-	-	-	-				-	-	-	-	-	-	-	-	-
HVDC	HVDC Overhead Conductor	HVDC	Other	-		-	-	-	-	-	-	-	-				-	-	-	-	-	-	-	-				-	-	-	-	-	-	-	-	-
Protection	Protection Schemes	Other	Individual Schemes	854.0		-	-	-	-	-	-	-	-				-	-	-	-	-	-	-	-				-	-	-	-	-	-	-	-	-
Protection	Pilot Wire Overhead	Other	km	-		-	-	-	-	-	-	-	-				-	-	-	-	-	-	-	-				-	-	-	-	-	-	-	-	-
Protection	Pilot Wire Underground	Other	km	-		-	-	-	-	-	-	-	-				-	-	-	-	-	-	-	-				-	-	-	-	-	-	-	-	-
Protection	Multicore Cable	Other	km	-		-	-	-	-	-	-	-	-				-	-	-	-	-	-	-	-				-	-	-	-	-	-	-	-	-
Cable Bridge	Cable Bridge	Bridge	Each	-		-	-	-	-	-	-	-	-				-	-	-	-	-	-	-	-				-	-	-	-	-	-	-	-	-
Cable Tunnel	Cable Tunnel	Tunnel	km	-		-	-	-	-	-	-	-	-				-	-	-	-	-	-	-	-				-	-	-	-	-	-	-	-	-
Batteries	Batteries at 132kV Substations	Batteries	Each	182.0		-	-	-	-	-	-	-	-				-	-	-	-	-	-	-	-				-	-	-	-	-	-	-	-	-
Batteries	Batteries at 275kV Substations	Batteries	Each	109.0		-	-	-	-	-	-	-	-				-	-	-	-	-	-	-	-				-	-	-	-	-	-	-	-	-
Batteries	Batteries at 400kV Substations	Batteries	Each	36.0		-	-	-	-	-	-	-	-				-	-	-	-	-	-	-	-				-	-	-	-	-	-	-	-	-
Protection - Memo	11kV VT	Other	Each	41.0		-	-	-	-	-	-	-	-				-	-	-	-	-	-	-	-				-	-	-	-	-	-	-	-	-
Protection - Memo	33kV VT	Other	Each	373.0		-	-	-	-	-	-	-	-				-	-	-	-	-	-	-	-				-	-	-	-	-	-	-	-	-
Protection - Memo	132kV VT	Other	Each	611.0		-	-	-	-	-	-	-	-				-	-	-	-	-	-	-	-				-	-	-	-	-	-	-	-	-
Protection - Memo	132kV CT	Other	Each	296.0		-	-	-	-	-	-	-	-				-	-	-	-	-	-	-	-				-	-	-	-	-	-	-	-	-
Protection - Memo	275kV VT	Other	Each	279.0		-	-	-	-	-	-	-	-				-	-	-	-	-	-	-	-				-	-	-	-	-	-	-	-	-
Protection - Memo	275kV CT	Other	Each	339.0		-	-	-	-	-	-	-	-				-	-	-	-	-	-	-	-				-	-	-	-	-	-	-	-	-
Protection - Memo	400kV VT	Other	Each	119.0		-	-	-	-	-	-	-	-				-	-	-	-	-	-	-	-				-	-	-	-	-	-	-	-	-
Protection - Memo	400kV CT	Other	Each	63.0		-	-	-	-	-	-	-	-				-	-	-	-	-	-	-	-				-	-	-	-	-	-	-	-	-

Total Asset Register Closing Balance
#
16.4
30.0
9.0
-
2.1
-
14.0
34.0
150.0
-
-
279.0
-
-
-
-
-
-
-
-
218.1
7.4
17.0
225.0
124.0
-
1974.0
1237.4
4689.0
4.0
398.4
3687.0
13100.0
5284.0
2469.3
3.0
177.0
81.5
-
22.6
-
13.0
124.0
19.0
-
1012.0
743.2
2018.0
3.0
-
-
4247.0
1861.0
1388.8
10.0
62.0
-
-
0.6
-
2.0
25.0
77.0
-
574.0
473.1
1400.0
5.0
-
-
2271.0
1403.0
747.9
9.0
24.0
-
2.0
-
48.2
114.5
854.0
-
-
-
-
-
182.0
109.0
39.0
41.0
373.0
611.0
296.0
279.0
379.0
119.0
63.0

RIIO-T2 Business Plan Data Template
Scottish Hydro Electric Transmission

RPDT - Workbook
Version 1.0 - Submitted on 09 Dec 2019

Sheet: A7 Asset Movements 2030
Price Base: 2018/19

Asset Class	Name	Voltage	Units	Opening Balance	Data Cleansing	Additions										Disposals										Total Asset Movements									
						Load Related						Non-Load			Other	Network Operating Costs	Load Related						Non-Load			Other	Network Operating Costs	Load Related						Non-Load			Other	Network Operating Costs
						Local Enabling (Entry)	Local Enabling (Exit)	Wider Works	LRE - sole-use Local Enabling (Exit - Sole Use)	LRE - sole-use Local Enabling (Entry - Sole Use)	TSS Infrastructure	Replacement	Decommissioning	Non-Load - Other	Other	Faults	Local Enabling (Entry)	Local Enabling (Exit)	Wider Works	LRE - sole-use Local Enabling (Exit - Sole Use)	LRE - sole-use Local Enabling (Entry - Sole Use)	TSS Infrastructure	Replacement	Decommissioning	Non-Load - Other	Other	Faults	Local Enabling (Entry)	Local Enabling (Exit)	Wider Works	LRE - sole-use Local Enabling (Exit - Sole Use)	LRE - sole-use Local Enabling (Entry - Sole Use)	TSS Infrastructure	Replacement	Decommissioning	Non-Load - Other	Other	Faults
				#	#	#	#	#	#	#	#	#	#	#	#	#	#	#	#	#	#	#	#	#	#	#	#	#	#	#	#	#	#	#	#	#
Cable	6.6/11kV UG Cable	HV	km	16.4		-	-	-	-	-	-	-	-				-	-	-	-	-	-	-	-				-	-	-	-	-	-	-	-	-
Circuit Breaker	6.6/11kV CB (GM) Primary	HV	Each	30.0		-	-	-	-	-	-	-	-				-	-	-	-	-	-	-	-				-	-	-	-	-	-	-	-	-
Circuit Breaker	6.6/11kV Switch	HV	Each	9.0		-	-	-	-	-	-	-	-				-	-	-	-	-	-	-	-				-	-	-	-	-	-	-	-	-
Cable	33kV UG Cable (Gas)	33	km	-		-	-	-	-	-	-	-	-				-	-	-	-	-	-	-	-				-	-	-	-	-	-	-	-	-
Cable	33kV UG Cable (Non Pressurised)	33	km	2.1		-	-	-	-	-	-	-	-				-	-	-	-	-	-	-	-				-	-	-	-	-	-	-	-	-
Cable	33kV UG Cable (Oil)	33	km	-		-	-	-	-	-	-	-	-				-	-	-	-	-	-	-	-				-	-	-	-	-	-	-	-	-
Circuit Breaker	33kV CB (Air Insulated Busbars) (EG/	33	Each	14.0		-	-	-	-	-	-	-	-				-	-	-	-	-	-	-	-				-	-	-	-	-	-	-	-	-
Circuit Breaker	33kV CB (Air Insulated Busbars) (OD/	33	Each	34.0		-	-	-	-	-	-	-	-				-	-	-	-	-	-	-	-				-	-	-	-	-	-	-	-	-
Circuit Breaker	33kV CB (Gas Insulated Busbars) (ID/	33	Each	150.0		-	-	-	-	-	-	-	-				-	-	-	-	-	-	-	-				-	-	-	-	-	-	-	-	-
Circuit Breaker	33kV CB (Gas Insulated Busbars) (OD/	33	Each	-		-	-	-	-	-	-	-	-				-	-	-	-	-	-	-	-				-	-	-	-	-	-	-	-	-
Circuit Breaker	33kV Switch (GM)	33	Each	-		-	-	-	-	-	-	-	-				-	-	-	-	-	-	-	-				-	-	-	-	-	-	-	-	-
Circuit Breaker	33kV Switchgear - Other	33	Each	279.0		-	-	-	-	-	-	-	-				-	-	-	-	-	-	-	-				-	-	-	-	-	-	-	-	-
Earth Wire	33kV OHL (Tower Line) Earth Wire	33	km	-		-	-	-	-	-	-	-	-				-	-	-	-	-	-	-	-				-	-	-	-	-	-	-	-	-
Earth Wire Fittings	33kV Earth Wire Fittings	33	Per Set	-		-	-	-	-	-	-	-	-				-	-	-	-	-	-	-	-				-	-	-	-	-	-	-	-	-
Overhead Pole Line	33kV OHL (Pole Line) Conductor	33	km	-		-	-	-	-	-	-	-	-				-	-	-	-	-	-	-	-				-	-	-	-	-	-	-	-	-
Overhead Pole Line	33kV Pole	33	Each	-		-	-	-	-	-	-	-	-				-	-	-	-	-	-	-	-				-	-	-	-	-	-	-	-	-
Overhead Line Fittings	33kV Fittings	33	Each	-		-	-	-	-	-	-	-	-				-	-	-	-	-	-	-	-				-	-	-	-	-	-	-	-	-
Overhead Tower Line	33kV Tower	33	Each	-		-	-	-	-	-	-	-	-				-	-	-	-	-	-	-	-				-	-	-	-	-	-	-	-	-
Overhead Tower Line	33kV OHL (Tower Line) Conductor	33	km	-		-	-	-	-	-	-	-	-				-	-	-	-	-	-	-	-				-	-	-	-	-	-	-	-	-
Cable	132kV Sub Cable	132	km	-		-	-	-	-	-	-	-	-				-	-	-	-	-	-	-	-				-	-	-	-	-	-	-	-	-
Cable	132kV UG Cable (Gas)	132	km	-		-	-	-	-	-	-	-	-				-	-	-	-	-	-	-	-				-	-	-	-	-	-	-	-	-
Cable	132kV UG Cable (Non Pressurised)	132	km	218.1		-	-	-	-	-	-	-	-				-	-	-	-	-	-	-	-				-	-	-	-	-	-	-	-	-
Cable	132kV UG Cable (Oil)	132	km	7.4		-	-	-	-	-	-	-	-				-	-	-	-	-	-	-	-				-	-	-	-	-	-	-	-	-
Circuit Breaker	132kV CB (Air Insulated Busbars) (ID/	132	Each	17.0		-	-	-	-	-	-	-	-				-	-	-	-	-	-	-	-				-	-	-	-	-	-	-	-	-
Circuit Breaker	132kV CB (Air Insulated Busbars) (OD/	132	Each	220.0		-	-	-	-	-	-	-	-				-	-	-	-	-	-	-	-				-	-	-	-	-	-	-	-	-
Circuit Breaker	132kV CB (Gas Insulated Busbars) (ID/	132	Each	124.0		-	-	-	-	-	-	-	-				-	-	-	-	-	-	-	-				-	-	-	-	-	-	-	-	-
Circuit Breaker	132kV CB (Gas Insulated Busbars) (OD/	132	Each	-		-	-	-	-	-	-	-	-				-	-	-	-	-	-	-	-				-	-	-	-	-	-	-	-	-
Circuit Breaker	132kV Switchgear - Other	132	Each	1974.0		-	-	-	-	-	-	-	-				-	-	-	-	-	-	-	-				-	-	-	-	-	-	-	-	-
Earth Wire	132kV OHL (Tower Line) Earth Wire	132	km	1237.4		-	-	-	-	-	-	-	-				-	-	-	-	-	-	-	-				-	-	-	-	-	-	-	-	-
Earth Wire Fittings	132kV Earth Wire Fittings	132	Per Set	4689.0		-	-	-	-	-	-	-	-				-	-	-	-	-	-	-	-				-	-	-	-	-	-	-	-	-
FACTS	132kV FACTS Equipment	132	Nr Installation	4.0		-	-	-	-	-	-	-	-				-	-	-	-	-	-	-	-				-	-	-	-	-	-	-	-	-
Overhead Pole Line	132kV OHL (Pole Line) Conductor	132	km	398.4		-	-	-	-	-	-	-	-				-	-	-	-	-	-	-	-				-	-	-	-	-	-	-	-	-
Overhead Pole Line	132kV Pole	132	Each	3687.0		-	-	-	-	-	-	-	-				-	-	-	-	-	-	-	-				-	-	-	-	-	-	-	-	-
Overhead Line Fittings	132kV Fittings	132	Each	13100.0		-	-	-	-	-	-	-	-				-	-	-	-	-	-	-	-				-	-	-	-	-	-	-	-	-
Overhead Tower Line	132kV Tower	132	Each	5284.0		-	-	-	-	-	-	-	-				-	-	-	-	-	-	-	-				-	-	-	-	-	-	-	-	-
Overhead Tower Line	132kV OHL (Tower Line) Conductor	132	km	2469.3		-	-	-	-	-	-	-	-				-	-	-	-	-	-	-	-				-	-	-	-	-	-	-	-	-
Reactor	132kV Reactor	132	Each	3.0		-	-	-	-	-	-	-	-				-	-	-	-	-	-	-	-				-	-	-	-	-	-	-	-	-
Transformer	132kV Transformer	132	Each	177.0		-	-	-	-	-	-	-	-				-	-	-	-	-	-	-	-				-	-	-	-	-	-	-	-	-
Cable	275kV Sub Cable	275	km	81.5		-	-	-	-	-	-	-	-				-	-	-	-	-	-	-	-				-	-	-	-	-	-	-	-	-
Cable	275kV UG Cable (Gas)	275	km	-		-	-	-	-	-	-	-	-				-	-	-	-	-	-	-	-				-	-	-	-	-	-	-	-	-
Cable	275kV UG Cable (Non Pressurised)	275	km	22.6		-	-	-	-	-	-	-	-				-	-	-	-	-	-	-	-				-	-	-	-	-	-	-	-	-
Cable	275kV UG Cable (Oil)	275	km	-		-	-	-	-	-	-	-	-				-	-	-	-	-	-	-	-				-	-	-	-	-	-	-	-	-
Circuit Breaker	275kV CB (Air Insulated Busbars) (ID/	275	Each	15.0		-	-	-	-	-	-	-	-				-	-	-	-	-	-	-	-				-	-	-	-	-	-	-	-	-
Circuit Breaker	275kV CB (Air Insulated Busbars) (OD/	275	Each	124.0		-	-	-	-	-	-	-	-				-	-	-	-	-	-	-	-				-	-	-	-	-	-	-	-	-
Circuit Breaker	275kV CB (Gas Insulated Busbars) (ID/	275	Each	19.0		-	-	-	-	-	-	-	-				-	-	-	-	-	-	-	-				-	-	-	-	-	-	-	-	-
Circuit Breaker	275kV CB (Gas Insulated Busbars) (OD/	275	Each	-		-	-	-	-	-	-	-	-				-	-	-	-	-	-	-	-				-	-	-	-	-	-	-	-	-
Circuit Breaker	275kV Switchgear - Other	275	Each	1012.0		-	-	-	-	-	-	-	-				-	-	-	-	-	-	-	-				-	-	-	-	-	-	-	-	-
Earth Wire	275kV OHL (Tower Line) Earth Wire	275	km	743.2		-	-	-	-	-	-	-	-				-	-	-	-	-	-	-	-				-	-	-	-	-	-	-	-	-
Earth Wire Fittings	275kV Earth Wire Fittings	275	Per Set	2018.0		-	-	-	-	-	-	-	-				-	-	-	-	-	-	-	-				-	-	-	-	-	-	-	-	-
FACTS	275kV FACTS Equipment	275	Nr Installation	3.0		-	-	-	-	-	-	-	-				-	-	-	-	-	-	-	-				-	-	-	-	-	-	-	-	-
Overhead Pole Line	275kV OHL (Pole Line) Conductor	275	km	-		-	-	-	-	-	-	-	-				-	-	-	-	-	-	-	-				-	-	-	-	-	-	-	-	-
Overhead Pole Line	275kV Pole	275	Each	-		-	-	-	-	-	-	-	-				-	-	-	-	-	-	-	-				-	-	-	-	-	-	-	-	-
Overhead Line Fittings	275kV Fittings	275	Each	4247.0		-	-	-	-	-	-	-	-				-	-	-	-	-	-	-	-				-	-	-	-	-	-	-	-	-
Overhead Tower Line	275kV Tower	275	Each	1861.0		-	-	-	-	-	-	-	-				-	-	-	-	-	-	-	-				-	-	-	-	-	-	-	-	-
Overhead Tower Line	275kV OHL (Tower Line) Conductor	275	km	1388.8		-	-	-	-	-	-	-	-				-	-	-	-	-	-	-	-				-	-	-	-	-	-	-	-	-
Reactor	275kv Reactor	275	Each	10.0		-	-	-	-	-	-	-	-				-	-	-	-	-	-	-	-				-	-	-	-	-	-	-	-	-
Transformer	275kV Transformer	275	Each	62.0		-	-	-	-	-	-	-	-				-	-	-	-	-	-	-	-				-	-	-	-	-	-	-	-	-
Cable	400kV Sub Cable	400	km	-		-	-	-	-	-	-	-	-				-	-	-	-	-	-	-	-				-	-	-	-	-	-	-	-	-
Cable	400kV UG Cable (Gas)	400	km	-		-	-	-	-	-	-	-	-				-	-	-	-	-	-	-	-				-	-	-	-	-	-	-	-	-
Cable	400kV UG Cable (Non Pressurised)	400	km	0.6		-	-	-	-	-	-	-	-				-	-	-	-	-	-	-	-				-	-	-	-	-	-	-	-	-
Cable	400kV UG Cable (Oil)	400	km	-		-	-	-	-	-	-	-	-				-	-	-	-	-	-	-	-				-	-	-	-	-	-	-	-	-
Circuit Breaker	400kV CB (Air Insulated Busbars) (ID/	400	Each	2.0		-	-	-	-	-	-	-	-				-	-	-	-	-	-	-	-				-	-	-	-	-	-	-	-	-
Circuit Breaker	400kV CB (Air Insulated Busbars) (OD/	400	Each	25.0		-	-	-	-	-	-	-	-				-	-	-	-	-	-	-	-				-	-	-	-	-	-	-	-	-
Circuit Breaker	400kV CB (Gas Insulated Busbars) (I	400	Each	77.0		-	-	-	-	-	-	-	-				-	-	-	-	-	-	-	-				-	-	-	-	-	-	-	-	-
Circuit Breaker	400kV CB (Gas Insulated Busbars) (O	400	Each	-		-	-	-	-	-	-	-	-				-	-	-	-	-	-	-	-				-	-	-	-	-	-	-	-	-
Circuit Breaker	400kV Switchgear - Other	400	Each	574.0		-	-	-	-	-	-	-	-				-	-	-	-	-	-	-	-				-	-	-	-	-	-	-	-	-
Earth Wire	400kV OHL (Tower Line) Earth Wire	400	km	473.1		-	-	-	-	-	-	-	-				-	-	-	-	-	-	-	-				-	-	-	-	-	-	-	-	-
Earth Wire Fittings	400kV Earth Wire Fittings	400	Per Set	1400.0		-	-	-	-	-	-	-	-				-	-	-	-	-	-	-	-				-	-	-	-	-	-	-	-	-
FACTS	400kV FACTS Equipment	400	Nr Installation	5.0		-	-	-	-	-	-	-	-				-	-	-	-	-	-	-	-				-	-	-	-	-	-	-	-	-
Overhead Pole Line	400kV OHL (Pole Line) Conductor	400	km	-		-	-	-	-	-	-	-	-				-	-	-	-	-	-	-	-				-	-	-	-	-	-	-	-	-
Overhead Pole Line	400kV Pole	400	Each	-		-	-	-	-	-	-	-	-				-	-	-	-	-	-	-	-				-	-	-	-	-	-	-	-	-
Overhead Line Fittings	400kV Fittings	400	Each	3271.0		-	-	-	-	-	-	-	-				-	-	-	-	-	-	-	-				-	-	-	-	-	-	-	-	-
Overhead Tower Line	400kV Tower	400	Each	1403.0		-	-	-	-	-	-	-	-				-	-	-	-	-	-	-	-				-	-	-	-	-	-	-	-	-
Overhead Tower Line	400kV OHL (Tower Line) Conductor	400	km	747.0		-	-	-	-	-	-	-	-				-	-	-	-	-	-	-	-				-	-	-	-	-	-	-	-	-
Reactor	400kv Reactor	400	Each	4.0		-	-	-	-	-	-	-	-				-	-	-	-	-	-	-	-				-	-	-	-	-	-	-	-	-
Transformer	400kV Transformer	400	Each	24.0		-	-	-	-	-	-	-	-				-	-	-	-	-	-	-	-				-	-	-	-	-	-	-	-	-
HVDC	Converter Transformer	HVDC	Nr Installation	-		-	-	-	-	-	-	-	-				-	-	-	-	-	-	-	-				-	-	-	-	-	-	-	-	-
HVDC	HVDC	HVDC	Other	2.0		-	-	-	-	-	-	-	-				-	-	-	-	-	-	-	-				-	-	-	-	-	-	-	-	-
HVDC	HVDC Equipment	HVDC	Other	-		-	-	-	-	-	-	-	-				-	-	-	-	-	-	-	-				-	-	-	-	-	-	-	-	-
HVDC	HVDC Cable	HVDC	Other	48.2		-	-	-	-	-	-	-	-				-	-	-	-	-	-	-	-				-	-	-	-	-	-	-	-	-
HVDC	HVDC Subsea Cable	HVDC	Other	114.5		-	-	-	-	-	-	-	-				-	-	-	-	-	-	-	-				-	-	-	-	-	-	-	-	-
HVDC	HVDC Overhead Conductor	HVDC	Other	-		-	-	-	-	-	-	-	-				-	-	-	-	-	-	-	-				-	-	-	-	-	-	-	-	-
Protection	Protection Schemes	Other	Individual Schemes	854.0		-	-	-	-	-	-	-	-				-	-	-	-	-	-	-	-				-	-	-	-	-	-	-	-	-
Protection	Pilot Wire Overhead	Other	km	-		-	-	-	-	-	-	-	-				-	-	-	-	-	-	-	-				-	-	-	-	-	-	-	-	-
Protection	Pilot Wire Underground	Other	km	-		-	-	-	-	-	-	-	-				-	-	-	-	-	-	-	-				-	-	-	-	-	-	-	-	-
Protection	Multicore Cable	Other	km	-		-	-	-	-	-	-	-	-				-	-	-	-	-	-	-	-				-	-	-	-	-	-	-	-	-
Cable Bridge	Cable Bridge	Bridge	Each	-		-	-	-	-	-	-	-	-				-	-	-	-	-	-	-	-				-	-	-	-	-	-	-	-	-
Cable Tunnel	Cable Tunnel	Tunnel	km	-		-	-	-	-	-	-	-	-				-	-	-	-	-	-	-	-				-	-	-	-	-	-	-	-	-
Batteries	Batteries at 132kV Substations	Batteries	Each	182.0		-	-	-	-	-	-	-	-				-	-	-	-	-	-	-	-				-	-	-	-	-	-	-	-	-
Batteries	Batteries at 275kV Substations	Batteries	Each	109.0		-	-	-	-	-	-	-	-				-	-	-	-	-	-	-	-				-	-	-	-	-	-	-	-	-
Batteries	Batteries at 400kV Substations	Batteries	Each	36.0		-	-	-	-	-	-	-	-				-	-	-	-	-	-	-	-				-	-	-	-	-	-	-	-	-
Protection - Memo	11kV VT	Other	Each	41.0		-	-	-	-	-	-	-	-				-	-	-	-	-	-	-	-				-	-	-	-	-	-	-	-	-
Protection - Memo	33kV VT	Other	Each	373.0		-	-	-	-	-	-	-	-				-	-	-	-	-	-	-	-				-	-	-	-	-	-	-	-	-
Protection - Memo	132kV VT	Other	Each	611.0		-	-	-	-	-	-	-	-				-	-	-	-	-	-	-	-				-	-	-	-	-	-	-	-	-
Protection - Memo	132kV CT	Other	Each	296.0		-	-	-	-	-	-	-	-				-	-	-	-	-	-	-	-				-	-	-	-	-	-	-	-	-
Protection - Memo	275kV VT	Other	Each	279.0		-	-	-	-	-	-	-	-				-	-	-	-	-	-	-	-				-	-	-	-	-	-	-	-	-
Protection - Memo	275kV CT	Other	Each	379.0		-	-	-	-	-	-	-	-				-	-	-	-	-	-	-	-				-	-	-	-	-	-	-	-	-
Protection - Memo	400kV VT	Other	Each	119.0		-	-	-	-	-	-	-	-				-	-	-	-	-	-	-	-				-	-	-	-	-	-	-	-	-
Protection - Memo	400kV CT	Other	Each	63.0		-	-	-	-	-	-	-	-				-	-	-	-	-	-	-	-				-	-	-	-	-	-	-	-	-

Total Asset Register Closing Balance
#
16.4
30.0
9.0
-
2.1
-
14.0
34.0
150.0
-
-
279.0
-
-
-
-
-
-
-
-
218.1
7.4
17.0
225.0
124.0
-
1974.0
1237.4
4689.0
4.0
398.4
3687.0
13100.0
5284.0
2469.3
3.0
177.0
81.5
-
22.6
-
13.0
124.0
19.0
-
1012.0
743.2
2018.0
3.0
-
-
4247.0
1861.0
1388.8
10.0
62.0
-
-
0.6
-
2.0
25.0
77.0
-
574.0
473.1
1400.0
5.0
-
-
2271.0
1403.0
747.9
9.0
24.0
-
2.0
-
48.2
114.5
854.0
-
-
-
-
-
182.0
109.0
39.0
41.0
373.0
611.0
296.0
279.0
379.0
119.0
63.0

RIIO-T2 Business Plan Data Template
Scottish Hydro Electric Transmission

RPDT: Workbook
Version 1.0 : Submitted on 09 Dec 2019

Sheet: A7 Asset Movements 2031

Price Base: 2018/19

Asset Class	Name	Voltage	Units	Opening Balance	Data Cleansing	Additions										Disposals										Total Asset Movements									
						Load Related						Non-Load			Other	Network Operating Costs	Load Related						Non-Load			Other	Network Operating Costs	Load Related						Non-Load			Other	Network Operating Costs
						Local Enabling (Entry)	Local Enabling (Exit)	Wider Works	LRE - sole-use Local Enabling (Exit - Sole Use)	LRE - sole-use Local Enabling (Entry - Sole Use)	TSS Infrastructure	Replacement	Decommissioning	Non-Load - Other	Other	Faults	Local Enabling (Entry)	Local Enabling (Exit)	Wider Works	LRE - sole-use Local Enabling (Exit - Sole Use)	LRE - sole-use Local Enabling (Entry - Sole Use)	TSS Infrastructure	Replacement	Decommissioning	Non-Load - Other	Other	Faults	Local Enabling (Entry)	Local Enabling (Exit)	Wider Works	LRE - sole-use Local Enabling (Exit - Sole Use)	LRE - sole-use Local Enabling (Entry - Sole Use)	TSS Infrastructure	Replacement	Decommissioning	Non-Load - Other	Other	Faults
				#	#	#	#	#	#	#	#	#	#	#	#	#	#	#	#	#	#	#	#	#	#	#	#	#	#	#	#	#	#	#	#	#
Cable	6.6/11kV UG Cable	HV	km	16.4		-	-	-	-	-	-	-	-				-	-	-	-	-	-	-	-				-	-	-	-	-	-	-	-	-
Circuit Breaker	6.6/11kV CB (GM) Primary	HV	Each	30.0		-	-	-	-	-	-	-	-				-	-	-	-	-	-	-	-				-	-	-	-	-	-	-	-	-
Circuit Breaker	6.6/11kV Switch	HV	Each	9.0		-	-	-	-	-	-	-	-				-	-	-	-	-	-	-	-				-	-	-	-	-	-	-	-	-
Cable	33kV UG Cable (Gas)	33	km	-		-	-	-	-	-	-	-	-				-	-	-	-	-	-	-	-				-	-	-	-	-	-	-	-	-
Cable	33kV UG Cable (Non Pressurised)	33	km	2.1		-	-	-	-	-	-	-	-				-	-	-	-	-	-	-	-				-	-	-	-	-	-	-	-	-
Cable	33kV UG Cable (Oil)	33	km	-		-	-	-	-	-	-	-	-				-	-	-	-	-	-	-	-				-	-	-	-	-	-	-	-	-
Circuit Breaker	33kV CB (Air Insulated Busbars) (EE/	33	Each	14.0		-	-	-	-	-	-	-	-				-	-	-	-	-	-	-	-				-	-	-	-	-	-	-	-	-
Circuit Breaker	33kV CB (Air Insulated Busbars) (OE/	33	Each	34.0		-	-	-	-	-	-	-	-				-	-	-	-	-	-	-	-				-	-	-	-	-	-	-	-	-
Circuit Breaker	33kV CB (Gas Insulated Busbars) (EE/	33	Each	150.0		-	-	-	-	-	-	-	-				-	-	-	-	-	-	-	-				-	-	-	-	-	-	-	-	-
Circuit Breaker	33kV CB (Gas Insulated Busbars) (OE/	33	Each	-		-	-	-	-	-	-	-	-				-	-	-	-	-	-	-	-				-	-	-	-	-	-	-	-	-
Circuit Breaker	33kV Switch (GM)	33	Each	-		-	-	-	-	-	-	-	-				-	-	-	-	-	-	-	-				-	-	-	-	-	-	-	-	-
Circuit Breaker	33kV Switchgear - Other	33	Each	279.0		-	-	-	-	-	-	-	-				-	-	-	-	-	-	-	-				-	-	-	-	-	-	-	-	-
Earth Wire	33kV OHL (Tower Line) Earth Wire	33	km	-		-	-	-	-	-	-	-	-				-	-	-	-	-	-	-	-				-	-	-	-	-	-	-	-	-
Earth Wire Fittings	33kV Earth Wire Fittings	33	Per Set	-		-	-	-	-	-	-	-	-				-	-	-	-	-	-	-	-				-	-	-	-	-	-	-	-	-
Overhead Pole Line	33kV OHL (Pole Line) Conductor	33	km	-		-	-	-	-	-	-	-	-				-	-	-	-	-	-	-	-				-	-	-	-	-	-	-	-	-
Overhead Pole Line	33kV Pole	33	Each	-		-	-	-	-	-	-	-	-				-	-	-	-	-	-	-	-				-	-	-	-	-	-	-	-	-
Overhead Line Fittings	33kV Fittings	33	Each	-		-	-	-	-	-	-	-	-				-	-	-	-	-	-	-	-				-	-	-	-	-	-	-	-	-
Overhead Tower Line	33kV Tower	33	Each	-		-	-	-	-	-	-	-	-				-	-	-	-	-	-	-	-				-	-	-	-	-	-	-	-	-
Overhead Tower Line	33kV OHL (Tower Line) Conductor	33	km	-		-	-	-	-	-	-	-	-				-	-	-	-	-	-	-	-				-	-	-	-	-	-	-	-	-
Cable	132kV Sub Cable	132	km	-		-	-	-	-	-	-	-	-				-	-	-	-	-	-	-	-				-	-	-	-	-	-	-	-	-
Cable	132kV UG Cable (Gas)	132	km	-		-	-	-	-	-	-	-	-				-	-	-	-	-	-	-	-				-	-	-	-	-	-	-	-	-
Cable	132kV UG Cable (Non Pressurised)	132	km	218.1		-	-	-	-	-	-	-	-				-	-	-	-	-	-	-	-				-	-	-	-	-	-	-	-	-
Cable	132kV UG Cable (Oil)	132	km	7.4		-	-	-	-	-	-	-	-				-	-	-	-	-	-	-	-				-	-	-	-	-	-	-	-	-
Circuit Breaker	132kV CB (Air Insulated Busbars) (EE	132	Each	17.0		-	-	-	-	-	-	-	-				-	-	-	-	-	-	-	-				-	-	-	-	-	-	-	-	-
Circuit Breaker	132kV CB (Air Insulated Busbars) (OE	132	Each	220.0		-	-	-	-	-	-	-	-				-	-	-	-	-	-	-	-				-	-	-	-	-	-	-	-	-
Circuit Breaker	132kV CB (Gas Insulated Busbars) (3	132	Each	124.0		-	-	-	-	-	-	-	-				-	-	-	-	-	-	-	-				-	-	-	-	-	-	-	-	-
Circuit Breaker	132kV CB (Gas Insulated Busbars) (C	132	Each	-		-	-	-	-	-	-	-	-				-	-	-	-	-	-	-	-				-	-	-	-	-	-	-	-	-
Circuit Breaker	132kV Switchgear - Other	132	Each	1974.0		-	-	-	-	-	-	-	-				-	-	-	-	-	-	-	-				-	-	-	-	-	-	-	-	-
Earth Wire	132kV OHL (Tower Line) Earth Wire	132	km	1237.4		-	-	-	-	-	-	-	-				-	-	-	-	-	-	-	-				-	-	-	-	-	-	-	-	-
Earth Wire Fittings	132kV Earth Wire Fittings	132	Per Set	4689.0		-	-	-	-	-	-	-	-				-	-	-	-	-	-	-	-				-	-	-	-	-	-	-	-	-
FACTS	132kV FACTS Equipment	132	Nr Installation	4.0		-	-	-	-	-	-	-	-				-	-	-	-	-	-	-	-				-	-	-	-	-	-	-	-	-
Overhead Pole Line	132kV OHL (Pole Line) Conductor	132	km	398.4		-	-	-	-	-	-	-	-				-	-	-	-	-	-	-	-				-	-	-	-	-	-	-	-	-
Overhead Pole Line	132kV Pole	132	Each	3687.0		-	-	-	-	-	-	-	-				-	-	-	-	-	-	-	-				-	-	-	-	-	-	-	-	-
Overhead Line Fittings	132kV Fittings	132	Each	13100.0		-	-	-	-	-	-	-	-				-	-	-	-	-	-	-	-				-	-	-	-	-	-	-	-	-
Overhead Tower Line	132kV Tower	132	Each	5284.0		-	-	-	-	-	-	-	-				-	-	-	-	-	-	-	-				-	-	-	-	-	-	-	-	-
Overhead Tower Line	132kV OHL (Tower Line) Conductor	132	km	2469.3		-	-	-	-	-	-	-	-				-	-	-	-	-	-	-	-				-	-	-	-	-	-	-	-	-
Reactor	132kV Reactor	132	Each	3.0		-	-	-	-	-	-	-	-				-	-	-	-	-	-	-	-				-	-	-	-	-	-	-	-	-
Transformer	132kV Transformer	132	Each	177.0		-	-	-	-	-	-	-	-				-	-	-	-	-	-	-	-				-	-	-	-	-	-	-	-	-
Cable	275kV Sub Cable	275	km	81.5		-	-	-	-	-	-	-	-				-	-	-	-	-	-	-	-				-	-	-	-	-	-	-	-	-
Cable	275kV UG Cable (Gas)	275	km	-		-	-	-	-	-	-	-	-				-	-	-	-	-	-	-	-				-	-	-	-	-	-	-	-	-
Cable	275kV UG Cable (Non Pressurised)	275	km	22.6		-	-	-	-	-	-	-	-				-	-	-	-	-	-	-	-				-	-	-	-	-	-	-	-	-
Cable	275kV UG Cable (Oil)	275	km	-		-	-	-	-	-	-	-	-				-	-	-	-	-	-	-	-				-	-	-	-	-	-	-	-	-
Circuit Breaker	275kV CB (Air Insulated Busbars) (EE	275	Each	15.0		-	-	-	-	-	-	-	-				-	-	-	-	-	-	-	-				-	-	-	-	-	-	-	-	-
Circuit Breaker	275kV CB (Air Insulated Busbars) (OE	275	Each	124.0		-	-	-	-	-	-	-	-				-	-	-	-	-	-	-	-				-	-	-	-	-	-	-	-	-
Circuit Breaker	275kV CB (Gas Insulated Busbars) (3	275	Each	19.0		-	-	-	-	-	-	-	-				-	-	-	-	-	-	-	-				-	-	-	-	-	-	-	-	-
Circuit Breaker	275kV CB (Gas Insulated Busbars) (C	275	Each	-		-	-	-	-	-	-	-	-				-	-	-	-	-	-	-	-				-	-	-	-	-	-	-	-	-
Circuit Breaker	275kV Switchgear - Other	275	Each	1012.0		-	-	-	-	-	-	-	-				-	-	-	-	-	-	-	-				-	-	-	-	-	-	-	-	-
Earth Wire	275kV OHL (Tower Line) Earth Wire	275	km	743.2		-	-	-	-	-	-	-	-				-	-	-	-	-	-	-	-				-	-	-	-	-	-	-	-	-
Earth Wire Fittings	275kV Earth Wire Fittings	275	Per Set	2018.0		-	-	-	-	-	-	-	-				-	-	-	-	-	-	-	-				-	-	-	-	-	-	-	-	-
FACTS	275kV FACTS Equipment	275	Nr Installation	3.0		-	-	-	-	-	-	-	-				-	-	-	-	-	-	-	-				-	-	-	-	-	-	-	-	-
Overhead Pole Line	275kV OHL (Pole Line) Conductor	275	km	-		-	-	-	-	-	-	-	-				-	-	-	-	-	-	-	-				-	-	-	-	-	-	-	-	-
Overhead Pole Line	275kV Pole	275	Each	-		-	-	-	-	-	-	-	-				-	-	-	-	-	-	-	-				-	-	-	-	-	-	-	-	-
Overhead Line Fittings	275kV Fittings	275	Each	4247.0		-	-	-	-	-	-	-	-				-	-	-	-	-	-	-	-				-	-	-	-	-	-	-	-	-
Overhead Tower Line	275kV Tower	275	Each	1861.0		-	-	-	-	-	-	-	-				-	-	-	-	-	-	-	-				-	-	-	-	-	-	-	-	-
Overhead Tower Line	275kV OHL (Tower Line) Conductor	275	km	1388.8		-	-	-	-	-	-	-	-				-	-	-	-	-	-	-	-				-	-	-	-	-	-	-	-	-
Reactor	275kV Reactor	275	Each	10.0		-	-	-	-	-	-	-	-				-	-	-	-	-	-	-	-				-	-	-	-	-	-	-	-	-
Transformer	275kV Transformer	275	Each	62.0		-	-	-	-	-	-	-	-				-	-	-	-	-	-	-	-				-	-	-	-	-	-	-	-	-
Cable	400kV Sub Cable	400	km	-		-	-	-	-	-	-	-	-				-	-	-	-	-	-	-	-				-	-	-	-	-	-	-	-	-
Cable	400kV UG Cable (Gas)	400	km	-		-	-	-	-	-	-	-	-				-	-	-	-	-	-	-	-				-	-	-	-	-	-	-	-	-
Cable	400kV UG Cable (Non Pressurised)	400	km	0.6		-	-	-	-	-	-	-	-				-	-	-	-	-	-	-	-				-	-	-	-	-	-	-	-	-
Cable	400kV UG Cable (Oil)	400	km	-		-	-	-	-	-	-	-	-				-	-	-	-	-	-	-	-				-	-	-	-	-	-	-	-	-
Circuit Breaker	400kV CB (Air Insulated Busbars) (EE	400	Each	2.0		-	-	-	-	-	-	-	-				-	-	-	-	-	-	-	-				-	-	-	-	-	-	-	-	-
Circuit Breaker	400kV CB (Air Insulated Busbars) (OE	400	Each	25.0		-	-	-	-	-	-	-	-				-	-	-	-	-	-	-	-				-	-	-	-	-	-	-	-	-
Circuit Breaker	400kV CB (Gas Insulated Busbars) (3	400	Each	77.0		-	-	-	-	-	-	-	-				-	-	-	-	-	-	-	-				-	-	-	-	-	-	-	-	-
Circuit Breaker	400kV CB (Gas Insulated Busbars) (C	400	Each	-		-	-	-	-	-	-	-	-				-	-	-	-	-	-	-	-				-	-	-	-	-	-	-	-	-
Circuit Breaker	400kV Switchgear - Other	400	Each	574.0		-	-	-	-	-	-	-	-				-	-	-	-	-	-	-	-				-	-	-	-	-	-	-	-	-
Earth Wire	400kV OHL (Tower Line) Earth Wire	400	km	473.1		-	-	-	-	-	-	-	-				-	-	-	-	-	-	-	-				-	-	-	-	-	-	-	-	-
Earth Wire Fittings	400kV Earth Wire Fittings	400	Per Set	1400.0		-	-	-	-	-	-	-	-				-	-	-	-	-	-	-	-				-	-	-	-	-	-	-	-	-
FACTS	400kV FACTS Equipment	400	Nr Installation	5.0		-	-	-	-	-	-	-	-				-	-	-	-	-	-	-	-				-	-	-	-	-	-	-	-	-
Overhead Pole Line	400kV OHL (Pole Line) Conductor	400	km	-		-	-	-	-	-	-	-	-				-	-	-	-	-	-	-	-				-	-	-	-	-	-	-	-	-
Overhead Pole Line	400kV Pole	400	Each	-		-	-	-	-	-	-	-	-				-	-	-	-	-	-	-	-				-	-	-	-	-	-	-	-	-
Overhead Line Fittings	400kV Fittings	400	Each	3271.0		-	-	-	-	-	-	-	-				-	-	-	-	-	-	-	-				-	-	-	-	-	-	-	-	-
Overhead Tower Line	400kV Tower	400	Each	1403.0		-	-	-	-	-	-	-	-				-	-	-	-	-	-	-	-				-	-	-	-	-	-	-	-	-
Overhead Tower Line	400kV OHL (Tower Line) Conductor	400	km	747.0		-	-	-	-	-	-	-	-				-	-	-	-	-	-	-	-				-	-	-	-	-	-	-	-	-
Reactor	400kV Reactor	400	Each	4.0		-	-	-	-	-	-	-	-				-	-	-	-	-	-	-	-				-	-	-	-	-	-	-	-	-
Transformer	400kV Transformer	400	Each	24.0		-	-	-	-	-	-	-	-				-	-	-	-	-	-	-	-				-	-	-	-	-	-	-	-	-
HVDC	Converter Transformer	HVDC	Nr Installation	-		-	-	-	-	-	-	-	-				-	-	-	-	-	-	-	-				-	-	-	-	-	-	-	-	-
HVDC	HVDC	HVDC	Other	2.0		-	-	-	-	-	-	-	-				-	-	-	-	-	-	-	-				-	-	-	-	-	-	-	-	-
HVDC	HVDC Equipment	HVDC	Other	-		-	-	-	-	-	-	-	-				-	-	-	-	-	-	-	-				-	-	-	-	-	-	-	-	-
HVDC	HVDC Cable	HVDC	Other	48.2		-	-	-	-	-	-	-	-				-	-	-	-	-	-	-	-				-	-	-	-	-	-	-	-	-
HVDC	HVDC Subsea Cable	HVDC	Other	114.5		-	-	-	-	-	-	-	-				-	-	-	-	-	-	-	-				-	-	-	-	-	-	-	-	-
HVDC	HVDC Overhead Conductor	HVDC	Other	-		-	-	-	-	-	-	-	-				-	-	-	-	-	-	-	-				-	-	-	-	-	-	-	-	-
Protection	Protection Schemes	Other	Individual Schemes	854.0		-	-	-	-	-	-	-	-				-	-	-	-	-	-	-	-				-	-	-	-	-	-	-	-	-
Protection	Pilot Wire Overhead	Other	km	-		-	-	-	-	-	-	-	-				-	-	-	-	-	-	-	-				-	-	-	-	-	-	-	-	-
Protection	Pilot Wire Underground	Other	km	-		-	-	-	-	-	-	-	-				-	-	-	-	-	-	-	-				-	-	-	-	-	-	-	-	-
Protection	Multicore Cable	Other	km	-		-	-	-	-	-	-	-	-				-	-	-	-	-	-	-	-				-	-	-	-	-	-	-	-	-
Cable Bridge	Cable Bridge	Bridge	Each	-		-	-	-	-	-	-	-	-				-	-	-	-	-	-	-	-				-	-	-	-	-	-	-	-	-
Cable Tunnel	Cable Tunnel	Tunnel	km	-		-	-	-	-	-	-	-	-				-	-	-	-	-	-	-	-				-	-	-	-	-	-	-	-	-
Batteries	Batteries at 132kV Substations	Batteries	Each	182.0		-	-	-	-	-	-	-	-				-	-	-	-	-	-	-	-				-	-	-	-	-	-	-	-	-
Batteries	Batteries at 275kV Substations	Batteries	Each	109.0		-	-	-	-	-	-	-	-				-	-	-	-	-	-	-	-				-	-	-	-	-	-	-	-	-
Batteries	Batteries at 400kV Substations	Batteries	Each	36.0		-	-	-	-	-	-	-	-				-	-	-	-	-	-	-	-				-	-	-	-	-	-	-	-	-
Protection - Memo	11kV VT	Other	Each	41.0		-	-	-	-	-	-	-	-				-	-	-	-	-	-	-	-				-	-	-	-	-	-	-	-	-
Protection - Memo	33kV VT	Other	Each	373.0		-	-	-	-	-	-	-	-				-	-	-	-	-	-	-	-				-	-	-	-	-	-	-	-	-
Protection - Memo	132kV VT	Other	Each	611.0		-	-	-	-	-	-	-	-				-	-	-	-	-	-	-	-				-	-	-	-	-	-	-	-	-
Protection - Memo	132kV CT	Other	Each	296.0		-	-	-	-	-	-	-	-				-	-	-	-	-	-	-	-				-	-	-	-	-	-	-	-	-
Protection - Memo	275kV VT	Other	Each	279.0		-	-	-	-	-	-	-	-				-	-	-	-	-	-	-	-				-	-	-	-	-	-	-	-	-
Protection - Memo	275kV CT	Other	Each	379.0		-	-	-	-	-	-	-	-				-	-	-	-	-	-	-	-				-	-	-	-	-	-	-	-	-
Protection - Memo	400kV VT	Other	Each	119.0		-	-	-	-	-	-	-	-				-	-	-	-	-	-	-	-				-	-	-	-	-	-	-	-	-
Protection - Memo	400kV CT	Other	Each	63.0		-	-	-	-	-	-	-	-				-	-	-	-	-	-	-	-				-	-	-	-	-	-	-	-	-

Total Asset Register Closing Balance
#
16.4
30.0
9.0
-
2.1
-
14.0
34.0
150.0
-
-
279.0
-
-
-
-
-
-
-
-
218.1
7.4
17.0
225.0
124.0
-
1974.0
1237.4
4689.0
4.0
398.4
3687.0
13100.0
5284.0
2469.3
3.0
177.0
81.5
-
22.6
-
13.0
124.0
19.0
-
1012.0
743.2
2018.0
3.0
-
-
4247.0
1861.0
1388.8
10.0
62.0
-
-
0.6
-
2.0
25.0
77.0
-
574.0
473.1
1400.0
5.0
-
-
2271.0
1403.0
747.9
9.0
24.0
-
2.0
-
48.2
114.5
854.0
-
-
-
-
-
182.0
109.0
39.0
41.0
373.0
611.0
296.0
279.0
379.0
119.0
63.0

RIIO-T2 Business Plan Data Template
Scottish Hydro Electric Transmission
Workbook B: Load Related
Version 1.0 - Submitted on 09 Dec 2019
Sheet: B0.7 Load Master Data
Prices Base: 2018/19

Ofgem Scheme Reference (OSR)	Scheme Name	Project Name	TO Scheme Reference	Investment Category	Primary Load Output Type	Boundary	Unit	Electrical Output Count (#)	Electrical Output Reference	SORW Reference	Output Delivery Year	Note/Explanation	Scheme Maturity	Commentary Reference	TO View - Baseline/ Uncertainty	Original Engineering Justification Reference	Original CBA Justification Reference
SHT2000	Tealing 275kv Busbar	Tealing 275kv Busbar	LT000215	Local Enabling (Entry)						LR-0037	2022		2.0		Baseline	T2BP-EJP-0050	
SHT2001	North East 400kV Upgrade	Peterhead to Rothienorman 400Kv Upgrade	LT000134	Local Enabling (Entry)						LR-0215	2024		3.0		Baseline		T2BP-CBA-0001
SHT2002	North East 400kV Upgrade	Kintore Substation Extention	LT000220	Local Enabling (Entry)						LR-0218	2024		2.0		Baseline		T2BP-CBA-0001
SHT2003	North East 400kV Upgrade	Rothienorman 400kv Upgrade	LT000221	Local Enabling (Entry)						LR-0219	2024		2.0		Baseline		T2BP-CBA-0001
SHT2004	North East 400kV Upgrade	Peterhead 400kV Busbar	LT000135	Local Enabling (Entry)						LR-0211	2024		2.0		Baseline		T2BP-CBA-0001
SHT2005	North East 400kV Upgrade	New Deer 400KV Upgrade	LT000222	Local Enabling (Entry)						LR-0220	2024		2.0		Baseline		T2BP-CBA-0001
SHT2006	East Coast 275kV Upgrade	Alyth Substation	LT000139	Wider Works						LR-0052	2024		2.0		Baseline	T2BP-EJP-0018	
SHT2007	East Coast 275kV Upgrade	Kintore / Fetteresso / Alyth 275kV	LT000162	Wider Works						LR-0052	2024		2.0		Baseline	T2BP-EJP-0018	
SHT2008	East Coast 275kV Upgrade	ECU2: Tealing PSTs	LT000208	Wider Works						LR-0052	2024		2.0		Baseline	T2BP-EJP-0018	
SHT2009	East Coast 400kV Incremental Upgrade	East Coast 400kv OHL Upgrade	LT000137	Wider Works						-	2027		1.0		Baseline	T2BP-EJP-0017	T2BP-CBA-0020
SHT20010	East Coast 400kV Incremental Upgrade	Blackhillock PSTs	LT000026	Wider Works						-	2027		2.0		Baseline	T2BP-EJP-0017	T2BP-CBA-0020
SHT20011	Kinardochy Reactive Compensation	Kinardochy Reactive Compensation	LT000096	Local Enabling (Entry)						LR-0191	2025		3.0		Baseline	T2BP-EJP-0023	T2BP-CBA-0021
SHT20012	Carradale GSP Reinforcement	Carradale 2 TCA	PT000307	LRE - sole-use Local Enabling (Entry - Sole Use)						LR-0164	2023		3.0		Baseline		
SHT20013	Carradale GSP Reinforcement	Carradale 2 H1	PT000308	Local Enabling (Entry)						LR-0164	2023		3.0		Baseline		
SHT20014	Creag Riabhach	Creag Riabhach-TCA	LT000129	LRE - sole-use Local Enabling (Entry - Sole Use)						LR-0180	2023		1.0		Baseline		
SHT20015	Creag Riabhach	Creag Riabhach-H1	LT000130	Local Enabling (Entry)						LR-0180	2023		1.0		Baseline		
SHT20016	Limekilns	Limekilns TCA	PT000258	LRE - sole-use Local Enabling (Entry - Sole Use)						LR-0163	2022		1.0		Baseline		
SHT20017	Limekilns	Limekilns H1	PT000259	Local Enabling (Entry)						LR-0163	2022		1.0		Baseline		
SHT20018	Lairg - Loch Buidhe	Lairg - Loch Buidhe	LT000061	Local Enabling (Entry)						LR-0155	2023		3.0		Baseline		
SHT20019	Glenshero Connection Works	Glenshero Connection Works	PT000743	LRE - sole-use Local Enabling (Entry - Sole Use)						LR-0183	2024		2.0		Baseline	T2BP-EJP-0024	
SHT20020	Millennium South	Millennium South - TCA	PT000292	LRE - sole-use Local Enabling (Entry - Sole Use)						LR-0132	2022		2.0		Baseline		
SHT20021	Millennium South	Millennium South - H1	PT000293	Local Enabling (Entry)						LR-0132	2022		2.0		Baseline		
SHT20022	Glen Kyllachy	Glen Kyllachy - TCA	PT000334	LRE - sole-use Local Enabling (Entry - Sole Use)						LR-0114	2022		2.0		Baseline		
SHT20023	Glen Kyllachy	Glen Kyllachy - H1	PT000335	Local Enabling (Entry)						LR-0114	2022		2.0		Baseline		
SHT20024	Moray West Offshore Windfarm	Moray West Offshore Windfarm	LT000033	Local Enabling (Entry)						LR-0036	2024		2.0		Baseline		
SHT20025	Abernethy	Abernethy GSP Infrastructure	PT000379	Local Enabling (Entry)						LR-0169	2023	Includes H1 element	2.0		Baseline		
SHT20026	OLD - NOA Schemes pre-construction	See new detailed breahout of schemes	TBA	Wider Works						-	2026	See new detailed breakdown below	n/a	See new detailed breakdown below	Baseline	n/a	n/a
SHT20027	OLD - NOA annual pre-construction	See new detailed breahout of schemes	TBA	Wider Works						-	2026	See new detailed breakdown below	n/a	See new detailed breakdown below	Baseline	n/a	n/a
SHT20028	OLD - Shared use pre-construction	See new detailed breahout of schemes	TBA	Local Enabling (Entry)						-	2026	See new detailed breakdown below	n/a	See new detailed breakdown below	Baseline	n/a	n/a
SHT20029	Tealing 275kv Busbar	Tealing 275kv Busbar	PT000149		Generation: MW		MW	1075	LRT2SH2000	LR-0037	2022					T2BP-EJP-0050	
SHT20030	North East 400kV	North East 400kV Cluster covering SHT2001 - SHT2005	Various - See SHT2001 - SHT2005		Generation: New Infrastructure (MVA)		MVA	1440	LRT2SH2001	-	2024					T2BP-EJP-0016	
SHT20031	East Coast 275kV Upgrade	East Coast 275kV Upgrade Cluster covering SHT2006 - SHT2008	Various - See SHT2006 - SHT2008		Baseline Wider Works (MW)	B4	MW	610	LRT2SH2002	LR-0052	2024					T2BP-EJP-0018	
SHT20032	East Coast 400kV Incremental Upgrade	East Coast 400kV Upgrade Cluster covering SHT2009 - SHT20010	Various - See SHT2009 - SHT20010		Baseline Wider Works (MW)	B4	MW	480	LRT2SH2003	-	2027					T2BP-EJP-0017	T2BP-CBA-0020
SHT20033	Kinardochy Reactive Compensation	Kinardochy Reactive Compensation	LT000096		Baseline Wider Works (MVAR)		MVAr	325	LRT2SH2004	LR-0191	2025					T2BP-EJP-0023	T2BP-CBA-0021
SHT20034	Carradale GSP Reinforcement	Carradale 2 H1	PT000308		Generation: MW		MW	39.1	LRT2SH2005	LR-0164	2023						
SHT20035	Creag Riabhach	Creag Riabhach-H1	LT000130		Generation: MW		MV	79.2	LRT2SH2006	LR-0180	2023						
SHT20036	Limekilns	Limekilns H1	PT000259		Generation: MW		MV	90	LRT2SH2007	LR-0163	2022						
SHT20037	Lairg - Loch Buidhe	Lairg - Loch Buidhe	LT000061		Generation: New Infrastructure (MVA)		MVA	607	LRT2SH2008	LR-0155	2023						
SHT20038	Millennium South	Millennium South - H1	PT000293		Generation: MW		MW	25	LRT2SH2009	LR-0132	2022						
SHT20039	Glen Kyllachy	Glen Kyllachy - H1	PT000335		Generation: MW		MW	48.5	LRT2SH2010	LR-0114	2022						
SHT20040	Moray West Offshore Windfarm	Moray West Offshore Windfarm	DM00026		Generation: MW		MW	800	LRT2SH2011	LR-0036	2024					T2BP-EJP-0047	
SHT20041	Abernethy	Abernethy GSP Infrastructure	PT000379		Generation: MW		MW	58.9	LRT2SH2012	LR-0169	2023						
SHT20042	Abernethy	Abernethy TCA	PT000380	LRE - sole-use Local Enabling (Entry - Sole Use)						LR-0169	2021	31st March 2021	2.0		Baseline		
SHT20043	Pre-construction	pre-con - East Coast 400kV Phase 2 Reinforcement		Wider Works						-	2026		2.0		Baseline		
SHT20044	Pre-construction	pre-con - 2nd Eastern HVDC Link fsm SHET to England		Wider Works						-	2026		2.0		Baseline		
SHT20045	Pre-construction	pre-con - Dounreay to Spittal 400kV Double Circuit		Wider Works						-	2026		2.0		Baseline		
SHT20046	Pre-construction	re-con - Beauly to Denny 400kV (Uprating the 275kV cct for 400kV Operation)		Wider Works						-	2026		2.0		Baseline		
SHT20047	Pre-construction	pre-con - 2nd HVDC Link to Shetland from Rothienorman		Wider Works						-	2026		2.0		Baseline		
SHT20048	Pre-construction	pre-con - Skye / Western Isles Upgrade		Wider Works						-	2026		2.0		Baseline		
SHT20049	Pre-construction	pre-con - Eastern HVDC, Peterhead to Drax		Wider Works						-	2026		2.0		Baseline		
SHT20050	Pre-construction	pre-con - Annual costs		Wider Works						-	2026		2.0		Baseline		
SHT20051	Pre-construction	pre-con - Regional development plans		Wider Works						-	2026		2.0		Baseline		
SHT20052	Shared use pre-construction	Shared use infra pre-con - Ben Sca Windfarm Connection		Local Enabling (Entry)						-	2026		2.0		Baseline		
SHT20053	Shared use pre-construction	Shared use infra pre-con - Coire Glas Pumped Storage Scheme		Local Enabling (Entry)						-	2026		2.0		Baseline		
SHT20054	Shared use pre-construction	Shared use infra pre-con - Energy Isles Windfarm Connection		Local Enabling (Entry)						-	2026		2.0		Baseline		
SHT20055	Shared use pre-construction	Shared use infra pre-con - Gleann Evghainn Windfarm Connection		Local Enabling (Entry)						-	2026		2.0		Baseline		
SHT20056	Shared use pre-construction	Shared use infra pre-con - Red John Pumped Storage Scheme		Local Enabling (Entry)						-	2026		2.0		Baseline		
SHT20057	Shared use pre-construction	use infra pre-con - Invergarry - Fort Augustus (to connect Coire Glas to the network)		Local Enabling (Entry)						-	2026		2.0		Baseline		
SHT20058																	
SHT20059																	
SHT20060																	
SHT20061																	
SHT20062																	
SHT20063																	
SHT20064																	
SHT20065																	
SHT20066																	
SHT20067																	
SHT20068																	
SHT20069																	
SHT20070																	
SHT20071																	
SHT20072																	
SHT20073																	
SHT20074																	
SHT20075																	
SHT20076																	
SHT20077																	
SHT20078																	
SHT20079																	
SHT20080																	
SHT20081																	
SHT20082																	
SHT20083																	
SHT20084																	
SHT20085																	
SHT20086																	
SHT20087																	
SHT20088																	
SHT20089																	
SHT20090																	
SHT20091																	
SHT20092																	
SHT20093																	
SHT20094																	
SHT20095																	
SHT20096																	
SHT20097																	
SHT20098																	
SHT20099																	
SHT200100																	
SHT200101																	
SHT200102																	
SHT200103																	
SHT200104																	
SHT200105																	
SHT200106																	
SHT200107																	
SHT200108																	
SHT200109																	
SHT200110																	
SHT200111																	
SHT200112																	
SHT200113																	
SHT200114																	
SHT200115																	
SHT200116																	
SHT200117																	
SHT200118																	
SHT200119																	
SHT200120																	
SHT200121																	
SHT200122																	
SHT200123																	
SHT200124																	
SHT200125																	
SHT200126																	
SHT200127																	
SHT200128																	
SHT200129																	
SHT200130																	
SHT200131																	
SHT200132																	
SHT200133																	
SHT200134																	
SHT200135																	
SHT200136																	
SHT200137																	
SHT200138																	
SHT200139																	
SHT200140																	
SHT200141																	
SHT200142																	
SHT200143																	
SHT200144																	
SHT200145																	

SHT200146																		
SHT200147																		
SHT200148																		
SHT200149																		
SHT200150																		
SHT200151																		
SHT200152																		
SHT200153																		
SHT200154																		
SHT200155																		
SHT200156																		
SHT200157																		
SHT200158																		
SHT200159																		
SHT200160																		
SHT200161																		
SHT200162																		
SHT200163																		
SHT200164																		
SHT200165																		
SHT200166																		
SHT200167																		
SHT200168																		
SHT200169																		
SHT200170																		
SHT200171																		
SHT200172																		
SHT200173																		
SHT200174																		
SHT200175																		
SHT200176																		
SHT200177																		
SHT200178																		
SHT200179																		
SHT200180																		
SHT200181																		
SHT200182																		
SHT200183																		
SHT200184																		
SHT200185																		
SHT200186																		
SHT200187																		
SHT200188																		
SHT200189																		
SHT200190																		
SHT200191																		
SHT200192																		
SHT200193																		
SHT200194																		
SHT200195																		
SHT200196																		
SHT200197																		
SHT200198																		
SHT200199																		
SHT200200																		
SHT200201																		
SHT200202																		
SHT200203																		
SHT200204																		
SHT200205																		
SHT200206																		
SHT200207																		
SHT200208																		
SHT200209																		
SHT200210																		
SHT200211																		
SHT200212																		
SHT200213																		
SHT200214																		
SHT200215																		
SHT200216																		
SHT200217																		
SHT200218																		
SHT200219																		
SHT200220																		
SHT200221																		
SHT200222																		
SHT200223																		
SHT200224																		
SHT200225																		
SHT200226																		
SHT200227																		
SHT200228																		
SHT200229																		
SHT200230																		
SHT200231																		
SHT200232																		
SHT200233																		
SHT200234																		
SHT200235																		
SHT200236																		
SHT200237																		
SHT200238																		
SHT200239																		
SHT200240																		
SHT200241																		
SHT200242																		
SHT200243																		
SHT200244																		
SHT200245																		
SHT200246																		
SHT200247																		
SHT200248																		
SHT200249																		
SHT200250																		
SHT200251																		
SHT200252																		
SHT200253																		
SHT200254																		
SHT200255																		
SHT200256																		
SHT200257																		
SHT200258																		
SHT200259																		
SHT200260																		
SHT200261																		
SHT200262																		
SHT200263																		
SHT200264																		
SHT200265																		
SHT200266																		
SHT200267																		
SHT200268																		
SHT200269																		
SHT200270																		
SHT200271																		
SHT200272																		
SHT200273																		
SHT200274																		
SHT200275																		
SHT200276																		
SHT200277																		
SHT200278																		
SHT200279																		
SHT200280																		
SHT200281																		
SHT200282																		
SHT200283																		
SHT200284																		
SHT200285																		
SHT200286																		
SHT200287																		
SHT200288																		
SHT200289																		
SHT200290																		
SHT200291																		
SHT200292																		
SHT200293																		
SHT200294																		
SHT200295																		
SHT200296																		
SHT200297																		
SHT200298																		
SHT200299																		
SHT200300																		
SHT200301																		
SHT200302																		

SHT200303																		
SHT200304																		
SHT200305																		
SHT200306																		
SHT200307																		
SHT200308																		
SHT200309																		
SHT200310																		
SHT200311																		
SHT200312																		
SHT200313																		
SHT200314																		
SHT200315																		
SHT200316																		
SHT200317																		
SHT200318																		
SHT200319																		
SHT200320																		
SHT200321																		
SHT200322																		
SHT200323																		
SHT200324																		
SHT200325																		
SHT200326																		
SHT200327																		
SHT200328																		
SHT200329																		
SHT200330																		
SHT200331																		
SHT200332																		
SHT200333																		
SHT200334																		
SHT200335																		
SHT200336																		
SHT200337																		
SHT200338																		
SHT200339																		
SHT200340																		
SHT200341																		
SHT200342																		
SHT200343																		
SHT200344																		
SHT200345																		
SHT200346																		
SHT200347																		
SHT200348																		
SHT200349																		
SHT200350																		
SHT200351																		
SHT200352																		
SHT200353																		
SHT200354																		
SHT200355																		
SHT200356																		
SHT200357																		
SHT200358																		
SHT200359																		
SHT200360																		
SHT200361																		
SHT200362																		
SHT200363																		
SHT200364																		
SHT200365																		
SHT200366																		
SHT200367																		
SHT200368																		
SHT200369																		
SHT200370																		
SHT200371																		
SHT200372																		
SHT200373																		
SHT200374																		
SHT200375																		
SHT200376																		
SHT200377																		
SHT200378																		
SHT200379																		
SHT200380																		
SHT200381																		
SHT200382																		
SHT200383																		
SHT200384																		
SHT200385																		
SHT200386																		
SHT200387																		
SHT200388																		
SHT200389																		
SHT200390																		
SHT200391																		
SHT200392																		
SHT200393																		
SHT200394																		
SHT200395																		
SHT200396																		
SHT200397																		
SHT200398																		
SHT200399																		
SHT200400																		
SHT200401																		
SHT200402																		
SHT200403																		
SHT200404																		
SHT200405																		
SHT200406																		
SHT200407																		
SHT200408																		
SHT200409																		
SHT200410																		
SHT200411																		
SHT200412																		
SHT200413																		
SHT200414																		
SHT200415																		
SHT200416																		
SHT200417																		
SHT200418																		
SHT200419																		
SHT200420																		
SHT200421																		
SHT200422																		
SHT200423																		
SHT200424																		
SHT200425																		
SHT200426																		
SHT200427																		
SHT200428																		
SHT200429																		
SHT200430																		
SHT200431																		
SHT200432																		
SHT200433																		
SHT200434																		
SHT200435																		
SHT200436																		
SHT200437																		
SHT200438																		
SHT200439																		
SHT200440																		
SHT200441																		
SHT200442																		
SHT200443																		
SHT200444																		
SHT200445																		
SHT200446																		
SHT200447																		
SHT200448																		
SHT200449																		
SHT200450																		
SHT200451																		
SHT200452																		
SHT200453																		
SHT200454																		
SHT200455																		
SHT200456																		
SHT200457																		
SHT200458																		
SHT200459																		

SHT200460																		
SHT200461																		
SHT200462																		
SHT200463																		
SHT200464																		
SHT200465																		
SHT200466																		
SHT200467																		
SHT200468																		
SHT200469																		
SHT200470																		
SHT200471																		
SHT200472																		
SHT200473																		
SHT200474																		
SHT200475																		
SHT200476																		
SHT200477																		
SHT200478																		
SHT200479																		
SHT200480																		
SHT200481																		
SHT200482																		
SHT200483																		
SHT200484																		
SHT200485																		
SHT200486																		
SHT200487																		
SHT200488																		
SHT200489																		
SHT200490																		
SHT200491																		
SHT200492																		
SHT200493																		
SHT200494																		
SHT200495																		
SHT200496																		
SHT200497																		
SHT200498																		
SHT200499																		
SHT200500																		
SHT200501																		
SHT200502																		
SHT200503																		
SHT200504																		
SHT200505																		
SHT200506																		
SHT200507																		
SHT200508																		
SHT200509																		
SHT200510																		
SHT200511																		
SHT200512																		
SHT200513																		
SHT200514																		
SHT200515																		
SHT200516																		
SHT200517																		
SHT200518																		
SHT200519																		
SHT200520																		
SHT200521																		
SHT200522																		
SHT200523																		
SHT200524																		
SHT200525																		
SHT200526																		
SHT200527																		
SHT200528																		
SHT200529																		
SHT200530																		
SHT200531																		
SHT200532																		
SHT200533																		
SHT200534																		
SHT200535																		
SHT200536																		
SHT200537																		
SHT200538																		
SHT200539																		
SHT200540																		
SHT200541																		
SHT200542																		
SHT200543																		
SHT200544																		
SHT200545																		
SHT200546																		
SHT200547																		
SHT200548																		
SHT200549																		
SHT200550																		
SHT200551																		
SHT200552																		
SHT200553																		
SHT200554																		
SHT200555																		
SHT200556																		
SHT200557																		
SHT200558																		
SHT200559																		
SHT200560																		
SHT200561																		
SHT200562																		
SHT200563																		
SHT200564																		
SHT200565																		
SHT200566																		
SHT200567																		
SHT200568																		
SHT200569																		
SHT200570																		
SHT200571																		
SHT200572																		
SHT200573																		
SHT200574																		
SHT200575																		
SHT200576																		
SHT200577																		
SHT200578																		
SHT200579																		
SHT200580																		
SHT200581																		
SHT200582																		
SHT200583																		
SHT200584																		
SHT200585																		
SHT200586																		
SHT200587																		
SHT200588																		
SHT200589																		
SHT200590																		
SHT200591																		
SHT200592																		
SHT200593																		
SHT200594																		
SHT200595																		
SHT200596																		
SHT200597																		
SHT200598																		
SHT200599																		
SHT200600																		
SHT200601																		
SHT200602																		
SHT200603																		
SHT200604																		
SHT200605																		
SHT200606																		
SHT200607																		
SHT200608																		
SHT200609																		
SHT200610																		
SHT200611																		
SHT200612																		
SHT200613																		
SHT200614																		
SHT200615																		
SHT200616																		

SHT200617																		
SHT200618																		
SHT200619																		
SHT200620																		
SHT200621																		
SHT200622																		
SHT200623																		
SHT200624																		
SHT200625																		
SHT200626																		
SHT200627																		
SHT200628																		
SHT200629																		
SHT200630																		
SHT200631																		
SHT200632																		
SHT200633																		
SHT200634																		
SHT200635																		
SHT200636																		
SHT200637																		
SHT200638																		
SHT200639																		
SHT200640																		
SHT200641																		
SHT200642																		
SHT200643																		
SHT200644																		
SHT200645																		
SHT200646																		
SHT200647																		
SHT200648																		
SHT200649																		
SHT200650																		
SHT200651																		
SHT200652																		
SHT200653																		
SHT200654																		
SHT200655																		
SHT200656																		
SHT200657																		
SHT200658																		
SHT200659																		
SHT200660																		
SHT200661																		
SHT200662																		
SHT200663																		
SHT200664																		
SHT200665																		
SHT200666																		
SHT200667																		
SHT200668																		
SHT200669																		
SHT200670																		
SHT200671																		
SHT200672																		
SHT200673																		
SHT200674																		
SHT200675																		
SHT200676																		
SHT200677																		
SHT200678																		
SHT200679																		
SHT200680																		
SHT200681																		
SHT200682																		
SHT200683																		
SHT200684																		
SHT200685																		
SHT200686																		
SHT200687																		
SHT200688																		
SHT200689																		
SHT200690																		
SHT200691																		
SHT200692																		
SHT200693																		
SHT200694																		
SHT200695																		
SHT200696																		
SHT200697																		
SHT200698																		
SHT200699																		
SHT200700																		
SHT200701																		
SHT200702																		
SHT200703																		
SHT200704																		
SHT200705																		
SHT200706																		
SHT200707																		
SHT200708																		
SHT200709																		
SHT200710																		
SHT200711																		
SHT200712																		
SHT200713																		
SHT200714																		
SHT200715																		
SHT200716																		
SHT200717																		
SHT200718																		
SHT200719																		
SHT200720																		
SHT200721																		
SHT200722																		
SHT200723																		
SHT200724																		
SHT200725																		
SHT200726																		
SHT200727																		
SHT200728																		
SHT200729																		
SHT200730																		
SHT200731																		
SHT200732																		
SHT200733																		
SHT200734																		
SHT200735																		
SHT200736																		
SHT200737																		
SHT200738																		
SHT200739																		
SHT200740																		
SHT200741																		
SHT200742																		
SHT200743																		
SHT200744																		
SHT200745																		
SHT200746																		
SHT200747																		
SHT200748																		
SHT200749																		
SHT200750																		
SHT200751																		
SHT200752																		
SHT200753																		
SHT200754																		
SHT200755																		
SHT200756																		
SHT200757																		
SHT200758																		
SHT200759																		
SHT200760																		
SHT200761																		
SHT200762																		
SHT200763																		
SHT200764																		
SHT200765																		
SHT200766																		
SHT200767																		
SHT200768																		
SHT200769																		
SHT200770																		
SHT200771																		
SHT200772																		
SHT200773																		

SHT200774																		
SHT200775																		
SHT200776																		
SHT200777																		
SHT200778																		
SHT200779																		
SHT200780																		
SHT200781																		
SHT200782																		
SHT200783																		
SHT200784																		
SHT200785																		
SHT200786																		
SHT200787																		
SHT200788																		
SHT200789																		
SHT200790																		
SHT200791																		
SHT200792																		
SHT200793																		
SHT200794																		
SHT200795																		
SHT200796																		
SHT200797																		
SHT200798																		
SHT200799																		
SHT200800																		
SHT200801																		
SHT200802																		
SHT200803																		
SHT200804																		
SHT200805																		
SHT200806																		
SHT200807																		
SHT200808																		
SHT200809																		
SHT200810																		
SHT200811																		
SHT200812																		
SHT200813																		
SHT200814																		
SHT200815																		
SHT200816																		
SHT200817																		
SHT200818																		
SHT200819																		
SHT200820																		
SHT200821																		
SHT200822																		
SHT200823																		
SHT200824																		
SHT200825																		
SHT200826																		
SHT200827																		
SHT200828																		
SHT200829																		
SHT200830																		
SHT200831																		
SHT200832																		
SHT200833																		
SHT200834																		
SHT200835																		
SHT200836																		
SHT200837																		
SHT200838																		
SHT200839																		
SHT200840																		
SHT200841																		
SHT200842																		
SHT200843																		
SHT200844																		
SHT200845																		
SHT200846																		
SHT200847																		
SHT200848																		
SHT200849																		
SHT200850																		
SHT200851																		
SHT200852																		
SHT200853																		
SHT200854																		
SHT200855																		
SHT200856																		
SHT200857																		
SHT200858																		
SHT200859																		
SHT200860																		
SHT200861																		
SHT200862																		
SHT200863																		
SHT200864																		
SHT200865																		
SHT200866																		
SHT200867																		
SHT200868																		
SHT200869																		
SHT200870																		
SHT200871																		
SHT200872																		
SHT200873																		
SHT200874																		
SHT200875																		
SHT200876																		
SHT200877																		
SHT200878																		
SHT200879																		
SHT200880																		
SHT200881																		
SHT200882																		
SHT200883																		
SHT200884																		
SHT200885																		
SHT200886																		
SHT200887																		
SHT200888																		
SHT200889																		
SHT200890																		
SHT200891																		
SHT200892																		
SHT200893																		
SHT200894																		
SHT200895																		
SHT200896																		
SHT200897																		
SHT200898																		
SHT200899																		
SHT200900																		
SHT200901																		
SHT200902																		
SHT200903																		
SHT200904																		
SHT200905																		
SHT200906																		
SHT200907																		
SHT200908																		
SHT200909																		
SHT200910																		
SHT200911																		
SHT200912																		
SHT200913																		
SHT200914																		
SHT200915																		
SHT200916																		
SHT200917																		
SHT200918																		
SHT200919																		
SHT200920																		
SHT200921																		
SHT200922																		
SHT200923																		
SHT200924																		
SHT200925																		
SHT200926																		
SHT200927																		
SHT200928																		
SHT200929																		
SHT200930																		

SHT200931																		
SHT200932																		
SHT200933																		
SHT200934																		
SHT200935																		
SHT200936																		
SHT200937																		
SHT200938																		
SHT200939																		
SHT200940																		
SHT200941																		
SHT200942																		
SHT200943																		
SHT200944																		
SHT200945																		
SHT200946																		
SHT200947																		
SHT200948																		
SHT200949																		
SHT200950																		
SHT200951																		
SHT200952																		
SHT200953																		
SHT200954																		
SHT200955																		
SHT200956																		
SHT200957																		
SHT200958																		
SHT200959																		
SHT200960																		
SHT200961																		
SHT200962																		
SHT200963																		
SHT200964																		
SHT200965																		
SHT200966																		
SHT200967																		
SHT200968																		
SHT200969																		
SHT200970																		
SHT200971																		
SHT200972																		
SHT200973																		
SHT200974																		
SHT200975																		
SHT200976																		
SHT200977																		
SHT200978																		
SHT200979																		
SHT200980																		
SHT200981																		
SHT200982																		
SHT200983																		
SHT200984																		
SHT200985																		
SHT200986																		
SHT200987																		
SHT200988																		
SHT200989																		
SHT200990																		
SHT200991																		
SHT200992																		
SHT200993																		
SHT200994																		
SHT200995																		
SHT200996																		
SHT200997																		
SHT200998																		
SHT200999																		
SHT2001000																		
SHT2001001																		
SHT2001002																		
SHT2001003																		
SHT2001004																		
SHT2001005																		
SHT2001006																		
SHT2001007																		
SHT2001008																		
SHT2001009																		
SHT2001010																		
SHT2001011																		
SHT2001012																		
SHT2001013																		
SHT2001014																		
SHT2001015																		
SHT2001016																		
SHT2001017																		
SHT2001018																		
SHT2001019																		
SHT2001020																		
SHT2001021																		
SHT2001022																		
SHT2001023																		
SHT2001024																		
SHT2001025																		
SHT2001026																		
SHT2001027																		
SHT2001028																		
SHT2001029																		
SHT2001030																		
SHT2001031																		
SHT2001032																		
SHT2001033																		
SHT2001034																		
SHT2001035																		
SHT2001036																		
SHT2001037																		
SHT2001038																		
SHT2001039																		
SHT2001040																		
SHT2001041																		
SHT2001042																		
SHT2001043																		
SHT2001044																		
SHT2001045																		
SHT2001046																		
SHT2001047																		
SHT2001048																		
SHT2001049																		
SHT2001050																		
SHT2001051																		
SHT2001052																		
SHT2001053																		
SHT2001054																		
SHT2001055																		
SHT2001056																		
SHT2001057																		
SHT2001058																		
SHT2001059																		
SHT2001060																		
SHT2001061																		
SHT2001062																		
SHT2001063																		
SHT2001064																		
SHT2001065																		
SHT2001066																		
SHT2001067																		
SHT2001068																		
SHT2001069																		
SHT2001070																		
SHT2001071																		
SHT2001072																		
SHT2001073																		
SHT2001074																		
SHT2001075																		
SHT2001076																		
SHT2001077																		
SHT2001078																		
SHT2001079																		
SHT2001080																		
SHT2001081																		
SHT2001082																		
SHT2001083																		
SHT2001084																		
SHT2001085																		
SHT2001086																		
SHT2001087																		

SHT2001088																		
SHT2001089																		
SHT2001090																		
SHT2001091																		
SHT2001092																		
SHT2001093																		
SHT2001094																		
SHT2001095																		
SHT2001096																		
SHT2001097																		
SHT2001098																		
SHT2001099																		
SHT2001100																		
SHT2001101																		
SHT2001102																		
SHT2001103																		
SHT2001104																		
SHT2001105																		
SHT2001106																		
SHT2001107																		
SHT2001108																		
SHT2001109																		
SHT2001110																		
SHT2001111																		
SHT2001112																		
SHT2001113																		
SHT2001114																		
SHT2001115																		
SHT2001116																		
SHT2001117																		
SHT2001118																		
SHT2001119																		
SHT2001120																		
SHT2001121																		
SHT2001122																		
SHT2001123																		
SHT2001124																		
SHT2001125																		
SHT2001126																		
SHT2001127																		
SHT2001128																		
SHT2001129																		
SHT2001130																		
SHT2001131																		
SHT2001132																		
SHT2001133																		
SHT2001134																		
SHT2001135																		
SHT2001136																		
SHT2001137																		
SHT2001138																		
SHT2001139																		
SHT2001140																		
SHT2001141																		
SHT2001142																		
SHT2001143																		
SHT2001144																		
SHT2001145																		
SHT2001146																		
SHT2001147																		
SHT2001148																		
SHT2001149																		
SHT2001150																		
SHT2001151																		
SHT2001152																		
SHT2001153																		
SHT2001154																		
SHT2001155																		
SHT2001156																		
SHT2001157																		
SHT2001158																		
SHT2001159																		
SHT2001160																		
SHT2001161																		
SHT2001162																		
SHT2001163																		
SHT2001164																		
SHT2001165																		
SHT2001166																		
SHT2001167																		
SHT2001168																		
SHT2001169																		
SHT2001170																		
SHT2001171																		
SHT2001172																		
SHT2001173																		
SHT2001174																		
SHT2001175																		
SHT2001176																		
SHT2001177																		
SHT2001178																		
SHT2001179																		
SHT2001180																		
SHT2001181																		
SHT2001182																		
SHT2001183																		
SHT2001184																		
SHT2001185																		
SHT2001186																		
SHT2001187																		
SHT2001188																		
SHT2001189																		
SHT2001190																		
SHT2001191																		
SHT2001192																		
SHT2001193																		
SHT2001194																		
SHT2001195																		
SHT2001196																		
SHT2001197																		
SHT2001198																		
SHT2001199																		
End of Table	End of Table	End of Table	End of Table	End of Table	End of Table	End of Table	End of Table	End of Table	End of Table	End of Table	End of Table	End of Table	End of Table	End of Table	End of Table	End of Table	End of Table	

RIIO-T2 Business Plan Data Template
Scottish Hydro Electric Transmission
B: Load Related Workbook
Version 1.0 - Submitted on 09 Dec 2019
Sheet: B4.9 SWW Memo
Prices Base: 2018/19

Construction Only (Approved) **(MW & MVAR)**

			Actual Costs (£m) RIIO T1									Forecast Costs (£m) RIIO T2						Forecast Costs (£m) Beyond RIIO T2							Comparison of Totals Totals		
			2014	2015	2016	2017	2018	2019	2020	2021	RIIO T1	2022	2023	2024	2025	2026	RIIO T2	2027	2028	2029	2030	2031	>2031	**Total**			
Ofgem Scheme Ref	**Scheme Name**	**Project Name**	£m	£m	£m	£m	£m	£m	£m	£m	£m	£m	£m	£m	£m	£m	£m	£m	£m	£m	£m	£m	£m	£m	**RIIO-T1**	**RIIO-T2**	**Beyond T2**
-	-	-									-						-							-	-	-	-
-	-	-									-						-							-	-	-	-
-	-	-									-						-							-	-	-	-
-	-	-									-						-							-	-	-	-
-	-	-									-						-							-	-	-	-
-	-	-									-						-							-	-	-	-
-	-	-									-						-							-	-	-	-
-	-	-									-						-							-	-	-	-
-	-	-									-						-							-	-	-	-
-	-	-									-						-							-	-	-	-
-	-	-									-						-							-	-	-	-
-	-	-									-						-							-	-	-	-
-	-	-									-						-							-	-	-	-
-	-	-									-						-							-	-	-	-
-	-	-									-						-							-	-	-	-
-	-	-									-						-							-	-	-	-
-	-	-									-						-							-	-	-	-
-	-	-									-						-							-	-	-	-
-	-	-									-						-							-	-	-	-
-	-	-									-						-							-	-	-	-
-	-	-									-						-							-	-	-	-
-	-	-									-						-							-	-	-	-
-	-	-									-						-							-	-	-	-
-	-	-									-						-							-	-	-	-
-	-	-									-						-							-	-	-	-
-	-	-									-						-							-	-	-	-
-	-	-									-						-							-	-	-	-
-	-	-									-						-							-	-	-	-
-	-	-									-						-							-	-	-	-
-	-	-									-						-							-	-	-	-
-	-	-									-						-							-	-	-	-
-	-	-									-						-							-	-	-	-
-	-	-									-						-							-	-	-	-
-	-	-									-						-							-	-	-	-
-	-	-									-						-							-	-	-	-
-	-	-									-						-							-	-	-	-
-	-	-									-						-							-	-	-	-
-	-	-									-						-							-	-	-	-
-	-	-									-						-							-	-	-	-
-	-	-									-						-							-	-	-	-
-	-	-									-						-							-	-	-	-
-	-	-									-						-							-	-	-	-
-	-	-									-						-							-	-	-	-
-	-	-									-						-							-	-	-	-
-	-	-									-						-							-	-	-	-
-	-	-									-						-							-	-	-	-
-	-	-									-						-							-	-	-	-
-	-	-									-						-							-	-	-	-
-	-	-									-						-							-	-	-	-
-	-	-									-						-							-	-	-	-
-	-	-									-						-							-	-	-	-
Total			-	-	-	-	-	-	-	-	-	-	-	-	-	-	-	-	-	-	-	-	-	-	-	-	-
		CHECK										OK	OK	OK	OK	OK											

Construction ONLY - Not yet Approved **(MW & MVAR)**

Ofgem Scheme Ref	**Scheme Name**	**Project Name**	2014	2015	2016	2017	2018	2019	2020	2021	RIIO T1	2022	2023	2024	2025	2026	RIIO T2	2027	2028	2029	2030	2031	>2031	Total	RIIO-T1	RIIO-T2	Beyond T2
-	-	-									-						-							-	-	-	-
-	-	-									-						-							-	-	-	-
-	-	-									-						-							-	-	-	-
-	-	-									-						-							-	-	-	-
-	-	-									-						-							-	-	-	-
-	-	-									-						-							-	-	-	-
-	-	-									-						-							-	-	-	-
-	-	-									-						-							-	-	-	-
-	-	-									-						-							-	-	-	-
-	-	-									-						-							-	-	-	-
-	-	-									-						-							-	-	-	-
-	-	-									-						-							-	-	-	-
-	-	-									-						-							-	-	-	-
-	-	-									-						-							-	-	-	-
-	-	-									-						-							-	-	-	-
-	-	-									-						-							-	-	-	-
-	-	-									-						-							-	-	-	-
-	-	-									-						-							-	-	-	-
-	-	-									-						-							-	-	-	-
-	-	-									-						-							-	-	-	-
-	-	-									-						-							-	-	-	-
-	-	-									-						-							-	-	-	-
-	-	-									-						-							-	-	-	-
-	-	-									-						-							-	-	-	-
-	-	-									-						-							-	-	-	-
-	-	-									-						-										
-	-	-									-						-										
-	-	-									-						-										
-	-	-									-						-										
-	-	-									-						-										
-	-	-									-						-										
-	-	-									-						-										
-	-	-									-						-										
-	-	-									-						-										
-	-	-									-						-										
-	-	-									-						-										
-	-	-									-						-										
-	-	-									-						-										
-	-	-									-						-										
-	-	-									-						-										
-	-	-									-						-										
-	-	-									-						-										
-	-	-									-						-										
-	-	-									-						-										
-	-	-									-						-										
-	-	-									-						-										
-	-	-									-						-										
-	-	-									-						-										
-	-	-									-						-										
-	-	-									-						-										
Total			-	-	-	-	-	-	-	-	-	-	-	-	-	-	-	-	-	-	-	-	-	-	-	-	-
		CHECK										OK	OK	OK	OK	OK											

Pre-construction ONLY - Approved

Ofgem Scheme Ref	**Scheme Name**	**Project Name**	2014	2015	2016	2017	2018	2019	2020	2021	RIIO T1	2022	2023	2024	2025	2026	RIIO T2	2027	2028	2029	2030	2031	>2031	Total	RIIO-T1	RIIO-T2	Beyond T2
											-						-							-	-	-	-
											-						-							-	-	-	-
											-						-							-	-	-	-
											-						-							-	-	-	-
											-						-							-	-	-	-
											-						-							-	-	-	-
											-						-							-	-	-	-
											-						-							-	-	-	-
											-						-							-	-	-	-
											-						-							-	-	-	-
											-						-							-	-	-	-
											-						-							-	-	-	-
											-						-							-	-	-	-
											-						-							-	-	-	-
											-						-							-	-	-	-
											-						-							-	-	-	-
											-						-							-	-	-	-
											-						-							-	-	-	-
											-						-							-	-	-	-
											-						-							-	-	-	-
											-						-							-	-	-	-
											-						-							-	-	-	-
											-						-							-	-	-	-
											-						-							-	-	-	-
											-						-							-	-	-	-
Total			-	-	-	-	-	-	-	-	-	-	-	-	-	-	-	-	-	-	-	-	-	-	-	-	-

Pre-construction ONLY - not yet Approved

Ofgem Scheme Ref	**Scheme Name**	**Project Name**	2014	2015	2016	2017	2018	2019	2020	2021	RIIO T1	2022	2023	2024	2025	2026	RIIO T2	2027	2028	2029	2030	2031	>2031	Total	RIIO-T1	RIIO-T2	Beyond T2
SHT200146	Pre-construction	- East Coast 400kV Phase 2 Reinforcement									-	2.857	2.857	2.857	2.857	2.857	14.285							-	-	14.285	-
SHT200147	Pre-construction	2nd Eastern HVDC Link fom SHET to England									-	6.480	6.480	6.480	6.480	6.480	32.400							-	-	32.400	-
SHT200148	Pre-construction	- Dounreay to Spittal 400kV Double Circuit									-	0.621	0.621	0.621	0.621	0.621	3.105							-	-	3.105	-
SHT200149	Pre-construction	enny 400kV (Uprating the 275kV cct for 400kV Operation)									-	0.605	0.605	0.605	0.605	0.605	3.025							-	-	3.025	-
SHT200150	Pre-construction	2nd HVDC Link to Shetland from Rothienorman									-	5.643	5.643	5.643	5.643	5.643	28.215							-	-	28.215	-

SHT200151	Pre-construction	e-con - Skye / Western Isles Upgrade									-	2.160	2.160	2.160	2.160	2.160	10.800							-	-	10.800	-
SHT200152	Pre-construction	-con - Eastern HVDC, Peterhead to Drax									-	4.320	4.320	4.320	4.320	4.320	21.600							-	-	21.600	-
SHT200153	Pre-construction	pre-con - Annual costs									-	0.400	0.400	0.400	0.400	0.400	2.000							-	-	2.000	-
SHT200154	Pre-construction	re-con - Regional development plans									-	0.500	0.500	0.500	0.500	0.500	2.500							-	-	2.500	-
											-						-							-	-	-	-
											-						-							-	-	-	-
											-						-							-	-	-	-
											-						-							-	-	-	-
											-						-							-	-	-	-
											-						-							-	-	-	-
											-						-							-	-	-	-
											-						-							-	-	-	-
											-						-							-	-	-	-
											-						-							-	-	-	-
											-						-							-	-	-	-
											-						-							-	-	-	-
											-						-							-	-	-	-
											-						-							-	-	-	-
											-						-							-	-	-	-
											-						-							-	-	-	-
											-						-							-	-	-	-
Total				**-**	**-**	**-**	**-**	**-**	**-**	**-**	**-**	**23.586**	**23.586**	**23.586**	**23.586**	**23.586**	117.930	**-**	**-**	**-**	**-**	**-**	**-**	**-**	-	117.930	-

RIIO-T2 Business Plan Data Template
Scottish Hydro Electric Transmission
Workbook C: Non Load
Version 1.0 - Submitted on 09 Dec 2019
Sheet: C0.7 Non Load Master Data
Prices Base: 2018/19

Ofgem Scheme Reference (OSR)	Scheme Name	Project Name	TO Scheme Reference	Scheme Type	Scheme Category by Asset Type	Non-Load Output Type	Output Reference	SORW Reference	Output Delivery Year	Note/Explanation	Scheme Maturity	Commentary Reference	TO View - Baseline/ Uncertainty	Original Engineering Justification Reference	Original CBA Justification Reference
SHNLT200	Port Ann - Crossaig 132kV OHL Works	Port Ann - Crossaig 132kV OHL Works	LT000228	Replacement	OHL Tower	Lead	NLRT2SH200	NLR-0025	2025		2.0		Baseline	T2BP-EJP-0022	T2BP-CBA-0002
SHNLT201	Sloy - Windyhill West 132kV OHL Works	Sloy - Windyhill West 132kV OHL Works	LT000240	Replacement	OHL Conductor	Lead	NLRT2SH201	-	2024		2.0		Baseline	T2BP-EJP-0026	T2BP-CBA-0028
SHNLT202	Whistlefield - Dunoon 132kV OHL Works	Whistlefield - Dunoon 132kV OHL Works	LT000193	Replacement	OHL Conductor	Lead	NLRT2SH202	-	2023		1.0		Baseline	T2BP-EJP-0028	n/a
SHNLT203	Sloy - Windyhill East 132kV OHL Works	Sloy - Windyhill East 132kV OHL Works	LT000239	Replacement	OHL Conductor	Lead	NLRT2SH203	-	2023		2.0		Baseline	T2BP-EJP-0025	T2BP-CBA-0027
SHNLT204	Sloy Substation Works	Sloy Substation Works	LT000258	Replacement	Transformer	Mix	NLRT2SH204	-	2025		2.0		Baseline	T2BP-EJP-0027	T2BP-CBA-0001
SHNLT205	Beauly / Aigas-Deanie 132kV OHL Works	Beauly / Aigas-Deanie 132kV OHL Works	LT000259	Replacement	OHL Conductor	Lead	NLRT2SH205	NLR-0017	2023		2.0		Baseline	T2BP-EJP-0034	n/a
SHNLT206	-	-		Replacement	Transformer	Mix	NLRT2SH206	-		Line not used	2.0		Baseline		n/a
SHNLT207	Kilmorack Aigas Substation Works	Kilmorack Aigas Substation Works	LT000251	Replacement	Transformer	Mix	NLRT2SH207	-	2026		2.0		Baseline	T2BP-EJP-0032	n/a
SHNLT208	Culligran Substation Works	Culligran Substation Works	LT000249	Replacement	Transformer	Mix	NLRT2SH208	-	2026		2.0		Baseline	T2BP-EJP-0035	n/a
SHNLT209	Deanie Substation Works	Deanie Substation Works	LT000248	Replacement	Transformer	Mix	NLRT2SH209	-	2026		2.0		Baseline	T2BP-EJP-0036	n/a
SHNLT2010	Beauly Substation Works	Beauly (SGTs) & Busbar	LT000257	Replacement	Circuit Breaker	Mix	NLRT2SH2010	-	2026		2.0		Baseline	T2BP-EJP-0033	n/a
SHNLT2011	Invergarry T 132kV OHL Works	Invergarry T 132kV OHL Works	PT000792	Replacement	OHL Conductor	Lead	NLRT2SH2011	-	2025		2.0		Baseline	T2BP-EJP-0039	n/a
SHNLT2012	Broadford Substation Works	Broadford Substation Works	LT000237	Replacement	Circuit Breaker	Lead	NLRT2SH2012	-	2023		-		Baseline	T2BP-EJP-0019	n/a
SHNLT2013	Quoich Tee Substation Works	Quoich Tee Substation Works	LT000256	Replacement	Circuit Breaker	Mix	NLRT2SH2013	-	2025		2.0		Baseline	T2BP-EJP-0040	n/a
SHNLT2014	St Fillans Substation Works	St Fillans Substation Works	PT000794	Replacement	Transformer	Mix	NLRT2SH2014	-	2025		2.0		Baseline	T2BP-EJP-0041	T2BP-CBA-007
SHNLT2015	Tummel Bridge Substation Works	Tummel Bridge Substation Works	LT000238	Replacement	Transformer	Mix	NLRT2SH2015	-	2025		2.0		Baseline	T2BP-EJP-0042	n/a
SHNLT2016	Glenmoriston Substation Works	Glenmoriston Substation Works	PT000793	Replacement	Transformer	Mix	NLRT2SH2016	-	2026		2.0		Baseline	T2BP-EJP-0038	n/a
SHNLT2017	Foyers Substation Works	Foyers Substation Works	LT000243	Replacement	Transformer	Mix	NLRT2SH2017	-	2026		2.0		Baseline	T2BP-EJP-0037	T2BP-CBA-0004
SHNLT2018	Peterhead - Inverugie 132kV OHL Works	Peterhead - Inverugie 132kV OHL Works	LT000250	Replacement	OHL Conductor	Lead	NLRT2SH2018	-	2024		2.0		Baseline	T2BP-EJP-0049	T2BP-CBA-0013
SHNLT2019	Tealing Substation Works	Tealing Substation Works	LT000255	Replacement	Transformer	Mix	NLRT2SH2019	-	2024		2.0		Baseline	T2BP-EJP-0030	n/a
SHNLT2020	Peterhead Substation Works	Peterhead Substation Works	LT000242	Replacement	Transformer	Mix	NLRT2SH2020	-	2026		2.0		Baseline	T2BP-EJP-0048	n/a
SHNLT2021	Kintore Substation Works	Kintore Substation Works	LT000247	Replacement	Transformer	Mix	NLRT2SH2021	-	2026		2.0		Baseline	T2BP-EJP-0044	T2BP-CBA-0027
SHNLT2022	Keith Substation Works	Keith Substation Works	LT000246	Replacement	Circuit Breaker	Mix	NLRT2SH2022	-	2025		2.0		Baseline	T2BP-EJP-0043	T2BP-CBA-0011
SHNLT2023	Willowdale Substation Works	Willowdale Substation Works	LT000244	Replacement	Transformer	Mix	NLRT2SH2023	-	2026		2.0		Baseline	T2BP-EJP-0031	T2BP-CBA-0017
SHNLT2024	Redmoss Substation Works	Redmoss Substation Works	LT000241	Refurbishment - Minor	Substation Other	Not Applicable	NLRT2SH2024	-	2023		2.0		Baseline	T2BP-EJP-0029	n/a
SHNLT2025	Redmoss - Clayhills Cable Works	Redmoss - Clayhills Cable Works	LT000236	Replacement	Underground Cable	Lead	NLRT2SH2025	-	2023		1.0		Baseline	T2BP-EJP-0021	n/a
SHNLT2026	Dudhope GSP	Dudhope GSP	Other (Please provide details in Notes section)			Not Applicable	NLRT2SH2026	NLR-0002	2027	Scheme cancelled pending Dundee City Strategy			Baseline		n/a
SHNLT2027	Elmwood - Glenagnes Cable Works	Elmwood - Glenagnes Cable Works	LT000260	Replacement	Underground Cable	Lead	NLRT2SH2027	-	2025		1.0		Baseline	T2BP-EJP-0020	n/a
SHNLT2028	Harris - Stornoway 132kV OHL Works	Harris - Stornoway 132kV OHL Works	LT000245	Replacement	OHL Conductor	Lead	NLRT2SH2028	-	2026		2.0		Baseline	T2BP-EJP-0045	T2BP-CBA-0018
SHNLT2029	OLD & not used - see detailed split below - Pre-construction	OLD & not used - see detailed split below - Pre-construction	TBA	ase provide details in Not	Other TO	Other	NLRT2SH2029	-		Now split out at Ofgem's request see SHNL2047-58	-				n/a
SHNLT2030	Inverarary to Port Ann	Inverarary to Port Ann		Replacement	OHL Conductor	Lead	NLRT2SH2030	-	2022				Baseline		n/a
SHNLT2031	St Fergus Mobil	St Fergus Mobil	LT000261	Replacement	Circuit Breaker	Mix	NLRT2SH2031	NLR-0086	2025		3.0		Baseline	T2BP-EJP-0046	n/a
SHNLT2032	Warehousing	Warehousing	LT000253/254	ase provide details in Not	Other TO	Mix	NLRT2SH2032	-	2026	Reported in table D4.3a_Non Op_Capex	2.0	se refer to T2BP-JPS-0013 "Materials Management and Warehousing" pa	Baseline	T2BP-EJP-0013	n/a
SHNLT2033	Physical Site Security	Physical Site Security	TBA	ase provide details in Not	Other TO	Other	NLRT2SH2033	-	2026	Reported in table C2.24 Legal & Safety	2.0	Please refer to T2BP-JPS-0011 "Physical Site Security" paper	Baseline	T2BP-EJP-0011	n/a
SHNLT2034	Black Start System Restoration Support	Black Start System Restoration Support	TBA	Black Start	Substation Other	Non-Lead	NLRT2SH2034	-	2026	Reported in table C2.12_Black_Start	2.0	ase refer to T2BP-JPS-0001 "Black Start System Restoration Support" pa	Baseline	T2BP-EJP-0001	n/a
SHNLT2035	Climate Change and Sustainability	Climate Change	TBA	ase provide details in Not	Related Resilience	Other	NLRT2SH2035	-	2026	Reported in table D4.3a_Non Op_Capex	2.0	lease refer to T2BP-JPS-0002 "Climate Change and Sustainability" pape	Baseline	T2BP-EJP-0002	n/a
SHNLT2036	Climate Change and Sustainability	Flooding	TBA	ase provide details in Not	Related Resilience	Other	NLRT2SH2036	-	2026	Reported in table C2.24 Legal & Safety		Please refer to T2BP-JPS-0002 "Climate Change and Sustainability" pape	Baseline	T2BP-EJP-0002	n/a
SHNLT2037	Resilience - Operations Centre	Resilience - Operations Centre	TBA	ase provide details in Not	Other TO	Other	NLRT2SH2037	-	2026	Reported in table D4.3a_Non Op_Capex	2.0	Please refer to" T2BP-JPS-0003 Resilience - Operations Centre" paper	Baseline	T2BP-EJP-0003	n/a
SHNLT2038	Transmission Communications Upgrade	Transmission Communications Upgrade	TBA	ase provide details in Not	Other TO	Other	NLRT2SH2038	-	2026	Reported in table C2.25_Op_Prot_Meas_& _IT_Capex	2.0	ase refer to T2BP-JPS-0006 "Transmission Communications Upgrade" pa	Baseline	T2BP-EJP-0006	n/a
SHNLT2039	Protection Modernisation	Protection Modernisation	TBA	ase provide details in Not	Other TO	Other	NLRT2SH2039	-	2026	Reported in table C2.25_Op_Prot_Meas_& _IT_Capex	2.0	Please refer to T2BP-JPS-0005 "Protection Modernisation" paper	Baseline	T2BP-EJP-0005	n/a
SHNLT2040	Transmission Substation SCADA Replacement	Transmission Substation SCADA Replacement	TBA	ase provide details in Not	Other TO	Other	NLRT2SH2040	-	2026	Reported in table C2.25_Op_Prot_Meas_& _IT_Capex	2.0	refer to T2BP-JPS-0007 "Transmission Substation SCADA Replacement"	Baseline	T2BP-EJP-0007	n/a
SHNLT2041	Substation Resilience – Low Voltage Supplies	Substation Resilience – Low Voltage Supplies	TBA	Black Start	Substation Other	Other	NLRT2SH2041	-	2026	Reported in table C2.12_Black_Start	2.0	refer to T2BP-JPS-0008 "Substation Resilience – Low Voltage Supplies"	Baseline	T2BP-EJP-0008	n/a
SHNLT2042	Resilience - Personnel Communications	Resilience - Personnel Communications	TBA	Black Start	Other TO	Other	NLRT2SH2042	-	2026	Reported in table C2.12_Black_Start	1.0	ase refer to T2BP-JPS-0009 "Resilience – Personnel Communications" pa	Baseline	T2BP-EJP-0009	n/a
SHNLT2043	Emergency Response & Contingency Planning	Emergency Response & Contingency Planning	TBA	ase provide details in Not	Other TO	Other	NLRT2SH2043	-	2026	Reported in table D4.3a_Non Op_Capex	2.0	refer to T2BP-JPS-0010 "Emergency Response & Contingency Planning"	Baseline	T2BP-EJP-0010	n/a
SHNLT2044	Integrated Condition & Performance Monitoring	Integrated Condition & Performance Monitoring	TBA	ase provide details in Not	Other TO	Other	NLRT2SH2044	-	2026	Reported in table C2.25_Op_Prot_Meas_& _IT_Capex	-	refer to T2BP-JPS-0012 "Integrated Condition & Performance Monitoring	Baseline	T2BP-EJP-0012	n/a
SHNLT2045	Persistent Organic Pollutants Management	Persistent Organic Pollutants Management	TBA	ase provide details in Not	Other TO	Other	NLRT2SH2045	-	2026	Reported in table C2.24 Legal & Safety	-	se refer to T2BP-JPS-0004 "Persistent Organic Pollutants Management" p	Baseline	T2BP-EJP-0004	n/a
SHNLT2046	Spares (strategic spares)	Spares (strategic spares)	TBA	Spares	Other TO	Other	NLRT2SH2046	-	2026	Reported in table C2.11 Spares			Baseline	T2BP-EJP-0015	n/a
SHNLT2047	HVDC computer system and software (operational)	HVDC computer system and software (operational)	TBA	ase provide details in Not	Other TO	Other	NLRT2SH2047	-	2025	Reported in table C2.25_Op_Prot_Meas_& _IT_Capex			Baseline		n/a
SHNLT2048	Pre-construction - Clayhills Substation	Pre-construction - Clayhills Substation	TBA	ase provide details in Not	Other TO	Other	NLRT2SH2048	-	2026				Baseline		n/a
SHNLT2049	Pre-construction - Elgin Substation	Pre-construction - Elgin Substation	TBA	ase provide details in Not	Other TO	Other	NLRT2SH2049		2026				Baseline		n/a
SHNLT2050	Pre-construction - Inverness Substation	Pre-construction - Inverness Substation	TBA	ase provide details in Not	Other TO	Other	NLRT2SH2050		2026				Baseline		n/a
SHNLT2051	Pre-construction - Lyndhurst Substation	Pre-construction - Lyndhurst Substation	TBA	ase provide details in Not	Other TO	Other	NLRT2SH2051		2026				Baseline		n/a
SHNLT2052	Pre-construction - Milton of Craigie Substation	Pre-construction - Milton of Craigie Substation	TBA	ase provide details in Not	Other TO	Other	NLRT2SH2052		2026				Baseline		n/a
SHNLT2053	Pre-construction - Orin Substation	Pre-construction - Orin Substation	TBA	ase provide details in Not	Other TO	Other	NLRT2SH2053		2026				Baseline		n/a
SHNLT2054	Pre-construction - Woodhill Substation	Pre-construction - Woodhill Substation	TBA	ase provide details in Not	Other TO	Other	NLRT2SH2054		2026				Baseline		n/a
SHNLT2055	Pre-construction - Craigie Buckler to Woodhill Underground Cable	Pre-construction - Craigie Buckler to Woodhill Underground Cable	TBA	ase provide details in Not	Other TO	Other	NLRT2SH2055		2026				Baseline		n/a
SHNLT2056	Pre-construction - Beauly / Shin Overhead Line refurbishment	Pre-construction - Beauly / Shin Overhead Line refurbishment	TBA	ase provide details in Not	Other TO	Other	NLRT2SH2056		2026				Baseline		n/a
SHNLT2057	onstruction - Strichen / Fraserburgh / St Fergus Overhead Line Refurbish	onstruction - Strichen / Fraserburgh / St Fergus Overhead Line Refurbish	TBA	ase provide details in Not	Other TO	Other	NLRT2SH2057		2026				Baseline		n/a
SHNLT2058	Pre-construction - Nairn / Keith Overhead Line Refurbishment	Pre-construction - Nairn / Keith Overhead Line Refurbishment	TBA	ase provide details in Not	Other TO	Other	NLRT2SH2058		2026				Baseline		n/a
SHNLT2059							NLRT2SH2059								
SHNLT2060							NLRT2SH2060								
SHNLT2061							NLRT2SH2061								
SHNLT2062							NLRT2SH2062								
SHNLT2063							NLRT2SH2063								
SHNLT2064							NLRT2SH2064								
SHNLT2065							NLRT2SH2065								
SHNLT2066							NLRT2SH2066								
SHNLT2067							NLRT2SH2067								
SHNLT2068							NLRT2SH2068								
SHNLT2069							NLRT2SH2069								
SHNLT2070							NLRT2SH2070								
SHNLT2071							NLRT2SH2071								
SHNLT2072							NLRT2SH2072								
SHNLT2073							NLRT2SH2073								
SHNLT2074							NLRT2SH2074								
SHNLT2075							NLRT2SH2075								
SHNLT2076							NLRT2SH2076								
SHNLT2077							NLRT2SH2077								
SHNLT2078							NLRT2SH2078								
SHNLT2079							NLRT2SH2079								
SHNLT2080							NLRT2SH2080								
SHNLT2081							NLRT2SH2081								
SHNLT2082							NLRT2SH2082								
SHNLT2083							NLRT2SH2083								
SHNLT2084							NLRT2SH2084								
SHNLT2085							NLRT2SH2085								
SHNLT2086							NLRT2SH2086								
SHNLT2087							NLRT2SH2087								
SHNLT2088							NLRT2SH2088								
SHNLT2089							NLRT2SH2089								
SHNLT2090							NLRT2SH2090								
SHNLT2091							NLRT2SH2091								
SHNLT2092							NLRT2SH2092								
SHNLT2093							NLRT2SH2093								
SHNLT2094							NLRT2SH2094								
SHNLT2095							NLRT2SH2095								
SHNLT2096							NLRT2SH2096								
SHNLT2097							NLRT2SH2097								
SHNLT2098							NLRT2SH2098								
SHNLT2099							NLRT2SH2099								
SHNLT20100							NLRT2SH20100								
SHNLT20101							NLRT2SH20101								
SHNLT20102							NLRT2SH20102								
SHNLT20103							NLRT2SH20103								
SHNLT20104							NLRT2SH20104								
SHNLT20105							NLRT2SH20105								
SHNLT20106							NLRT2SH20106								
SHNLT20107							NLRT2SH20107								
SHNLT20108							NLRT2SH20108								
SHNLT20109							NLRT2SH20109								
SHNLT20110							NLRT2SH20110								
SHNLT20111							NLRT2SH20111								
SHNLT20112							NLRT2SH20112								
SHNLT20113							NLRT2SH20113								

SHNLT20114							NLRT2SH20114								
SHNLT20115							NLRT2SH20115								
SHNLT20116							NLRT2SH20116								
SHNLT20117							NLRT2SH20117								
SHNLT20118							NLRT2SH20118								
SHNLT20119							NLRT2SH20119								
SHNLT20120							NLRT2SH20120								
SHNLT20121							NLRT2SH20121								
SHNLT20122							NLRT2SH20122								
SHNLT20123							NLRT2SH20123								
SHNLT20124							NLRT2SH20124								
SHNLT20125							NLRT2SH20125								
SHNLT20126							NLRT2SH20126								
SHNLT20127							NLRT2SH20127								
SHNLT20128							NLRT2SH20128								
SHNLT20129							NLRT2SH20129								
SHNLT20130							NLRT2SH20130								
SHNLT20131							NLRT2SH20131								
SHNLT20132							NLRT2SH20132								
SHNLT20133							NLRT2SH20133								
SHNLT20134							NLRT2SH20134								
SHNLT20135							NLRT2SH20135								
SHNLT20136							NLRT2SH20136								
SHNLT20137							NLRT2SH20137								
SHNLT20138							NLRT2SH20138								
SHNLT20139							NLRT2SH20139								
SHNLT20140							NLRT2SH20140								
SHNLT20141							NLRT2SH20141								
SHNLT20142							NLRT2SH20142								
SHNLT20143							NLRT2SH20143								
SHNLT20144							NLRT2SH20144								
SHNLT20145							NLRT2SH20145								
SHNLT20146							NLRT2SH20146								
SHNLT20147							NLRT2SH20147								
SHNLT20148							NLRT2SH20148								
SHNLT20149							NLRT2SH20149								
SHNLT20150							NLRT2SH20150								
SHNLT20151							NLRT2SH20151								
SHNLT20152							NLRT2SH20152								
SHNLT20153							NLRT2SH20153								
SHNLT20154							NLRT2SH20154								
SHNLT20155							NLRT2SH20155								
SHNLT20156							NLRT2SH20156								
SHNLT20157							NLRT2SH20157								
SHNLT20158							NLRT2SH20158								
SHNLT20159							NLRT2SH20159								
SHNLT20160							NLRT2SH20160								
SHNLT20161							NLRT2SH20161								
SHNLT20162							NLRT2SH20162								
SHNLT20163							NLRT2SH20163								
SHNLT20164							NLRT2SH20164								
SHNLT20165							NLRT2SH20165								
SHNLT20166							NLRT2SH20166								
SHNLT20167							NLRT2SH20167								
SHNLT20168							NLRT2SH20168								
SHNLT20169							NLRT2SH20169								
SHNLT20170							NLRT2SH20170								
SHNLT20171							NLRT2SH20171								
SHNLT20172							NLRT2SH20172								
SHNLT20173							NLRT2SH20173								
SHNLT20174							NLRT2SH20174								
SHNLT20175							NLRT2SH20175								
SHNLT20176							NLRT2SH20176								
SHNLT20177							NLRT2SH20177								
SHNLT20178							NLRT2SH20178								
SHNLT20179							NLRT2SH20179								
SHNLT20180							NLRT2SH20180								
SHNLT20181							NLRT2SH20181								
SHNLT20182							NLRT2SH20182								
SHNLT20183							NLRT2SH20183								
SHNLT20184							NLRT2SH20184								
SHNLT20185							NLRT2SH20185								
SHNLT20186							NLRT2SH20186								
SHNLT20187							NLRT2SH20187								
SHNLT20188							NLRT2SH20188								
SHNLT20189							NLRT2SH20189								
SHNLT20190							NLRT2SH20190								
SHNLT20191							NLRT2SH20191								
SHNLT20192							NLRT2SH20192								
SHNLT20193							NLRT2SH20193								
SHNLT20194							NLRT2SH20194								
SHNLT20195							NLRT2SH20195								
SHNLT20196							NLRT2SH20196								
SHNLT20197							NLRT2SH20197								
SHNLT20198							NLRT2SH20198								
SHNLT20199							NLRT2SH20199								
SHNLT20200							NLRT2SH20200								
SHNLT20201							NLRT2SH20201								
SHNLT20202							NLRT2SH20202								
SHNLT20203							NLRT2SH20203								
SHNLT20204							NLRT2SH20204								
SHNLT20205							NLRT2SH20205								
SHNLT20206							NLRT2SH20206								
SHNLT20207							NLRT2SH20207								
SHNLT20208							NLRT2SH20208								
SHNLT20209							NLRT2SH20209								
SHNLT20210							NLRT2SH20210								
SHNLT20211							NLRT2SH20211								
SHNLT20212							NLRT2SH20212								
SHNLT20213							NLRT2SH20213								
SHNLT20214							NLRT2SH20214								
SHNLT20215							NLRT2SH20215								
SHNLT20216							NLRT2SH20216								
SHNLT20217							NLRT2SH20217								
SHNLT20218							NLRT2SH20218								
SHNLT20219							NLRT2SH20219								
SHNLT20220							NLRT2SH20220								
SHNLT20221							NLRT2SH20221								
SHNLT20222							NLRT2SH20222								
SHNLT20223							NLRT2SH20223								
SHNLT20224							NLRT2SH20224								
SHNLT20225							NLRT2SH20225								
SHNLT20226							NLRT2SH20226								
SHNLT20227							NLRT2SH20227								
SHNLT20228							NLRT2SH20228								
SHNLT20229							NLRT2SH20229								
SHNLT20230							NLRT2SH20230								
SHNLT20231							NLRT2SH20231								
SHNLT20232							NLRT2SH20232								
SHNLT20233							NLRT2SH20233								
SHNLT20234							NLRT2SH20234								
SHNLT20235							NLRT2SH20235								
SHNLT20236							NLRT2SH20236								
SHNLT20237							NLRT2SH20237								
SHNLT20238							NLRT2SH20238								

Internal Only

SHNLT20239							NLRT2SH20239								
SHNLT20240							NLRT2SH20240								
SHNLT20241							NLRT2SH20241								
SHNLT20242							NLRT2SH20242								
SHNLT20243							NLRT2SH20243								
SHNLT20244							NLRT2SH20244								
SHNLT20245							NLRT2SH20245								
SHNLT20246							NLRT2SH20246								
SHNLT20247							NLRT2SH20247								
SHNLT20248							NLRT2SH20248								
SHNLT20249							NLRT2SH20249								
SHNLT20250							NLRT2SH20250								
SHNLT20251							NLRT2SH20251								
SHNLT20252							NLRT2SH20252								
SHNLT20253							NLRT2SH20253								
SHNLT20254							NLRT2SH20254								
SHNLT20255							NLRT2SH20255								
SHNLT20256							NLRT2SH20256								
SHNLT20257							NLRT2SH20257								
SHNLT20258							NLRT2SH20258								
SHNLT20259							NLRT2SH20259								
SHNLT20260							NLRT2SH20260								
SHNLT20261							NLRT2SH20261								
SHNLT20262							NLRT2SH20262								
SHNLT20263							NLRT2SH20263								
SHNLT20264							NLRT2SH20264								
SHNLT20265							NLRT2SH20265								
SHNLT20266							NLRT2SH20266								
SHNLT20267							NLRT2SH20267								
SHNLT20268							NLRT2SH20268								
SHNLT20269							NLRT2SH20269								
SHNLT20270							NLRT2SH20270								
SHNLT20271							NLRT2SH20271								
SHNLT20272							NLRT2SH20272								
SHNLT20273							NLRT2SH20273								
SHNLT20274							NLRT2SH20274								
SHNLT20275							NLRT2SH20275								
SHNLT20276							NLRT2SH20276								
SHNLT20277							NLRT2SH20277								
SHNLT20278							NLRT2SH20278								
SHNLT20279							NLRT2SH20279								
SHNLT20280							NLRT2SH20280								
SHNLT20281							NLRT2SH20281								
SHNLT20282							NLRT2SH20282								
SHNLT20283							NLRT2SH20283								
SHNLT20284							NLRT2SH20284								
SHNLT20285							NLRT2SH20285								
SHNLT20286							NLRT2SH20286								
SHNLT20287							NLRT2SH20287								
SHNLT20288							NLRT2SH20288								
SHNLT20289							NLRT2SH20289								
SHNLT20290							NLRT2SH20290								
SHNLT20291							NLRT2SH20291								
SHNLT20292							NLRT2SH20292								
SHNLT20293							NLRT2SH20293								
SHNLT20294							NLRT2SH20294								
SHNLT20295							NLRT2SH20295								
SHNLT20296							NLRT2SH20296								
SHNLT20297							NLRT2SH20297								
SHNLT20298							NLRT2SH20298								
SHNLT20299							NLRT2SH20299								
SHNLT20300							NLRT2SH20300								
SHNLT20301							NLRT2SH20301								
SHNLT20302							NLRT2SH20302								
SHNLT20303							NLRT2SH20303								
SHNLT20304							NLRT2SH20304								
SHNLT20305							NLRT2SH20305								
SHNLT20306							NLRT2SH20306								
SHNLT20307							NLRT2SH20307								
SHNLT20308							NLRT2SH20308								
SHNLT20309							NLRT2SH20309								
SHNLT20310							NLRT2SH20310								
SHNLT20311							NLRT2SH20311								
SHNLT20312							NLRT2SH20312								
SHNLT20313							NLRT2SH20313								
SHNLT20314							NLRT2SH20314								
SHNLT20315							NLRT2SH20315								
SHNLT20316							NLRT2SH20316								
SHNLT20317							NLRT2SH20317								
SHNLT20318							NLRT2SH20318								
SHNLT20319							NLRT2SH20319								
SHNLT20320							NLRT2SH20320								
SHNLT20321							NLRT2SH20321								
SHNLT20322							NLRT2SH20322								
SHNLT20323							NLRT2SH20323								
SHNLT20324							NLRT2SH20324								
SHNLT20325							NLRT2SH20325								
SHNLT20326							NLRT2SH20326								
SHNLT20327							NLRT2SH20327								
SHNLT20328							NLRT2SH20328								
SHNLT20329							NLRT2SH20329								
SHNLT20330							NLRT2SH20330								
SHNLT20331							NLRT2SH20331								
SHNLT20332							NLRT2SH20332								
SHNLT20333							NLRT2SH20333								
SHNLT20334							NLRT2SH20334								
SHNLT20335							NLRT2SH20335								
SHNLT20336							NLRT2SH20336								
SHNLT20337							NLRT2SH20337								
SHNLT20338							NLRT2SH20338								
SHNLT20339							NLRT2SH20339								
SHNLT20340							NLRT2SH20340								
SHNLT20341							NLRT2SH20341								
SHNLT20342							NLRT2SH20342								
SHNLT20343							NLRT2SH20343								
SHNLT20344							NLRT2SH20344								
SHNLT20345							NLRT2SH20345								
SHNLT20346							NLRT2SH20346								
SHNLT20347							NLRT2SH20347								
SHNLT20348							NLRT2SH20348								
SHNLT20349							NLRT2SH20349								
SHNLT20350							NLRT2SH20350								
SHNLT20351							NLRT2SH20351								
SHNLT20352							NLRT2SH20352								
SHNLT20353							NLRT2SH20353								
SHNLT20354							NLRT2SH20354								
SHNLT20355							NLRT2SH20355								
SHNLT20356							NLRT2SH20356								
SHNLT20357							NLRT2SH20357								
SHNLT20358							NLRT2SH20358								
SHNLT20359							NLRT2SH20359								
SHNLT20360							NLRT2SH20360								
SHNLT20361							NLRT2SH20361								
SHNLT20362							NLRT2SH20362								
SHNLT20363							NLRT2SH20363								

SHNLT20364							NLRT2SH20364								
SHNLT20365							NLRT2SH20365								
SHNLT20366							NLRT2SH20366								
SHNLT20367							NLRT2SH20367								
SHNLT20368							NLRT2SH20368								
SHNLT20369							NLRT2SH20369								
SHNLT20370							NLRT2SH20370								
SHNLT20371							NLRT2SH20371								
SHNLT20372							NLRT2SH20372								
SHNLT20373							NLRT2SH20373								
SHNLT20374							NLRT2SH20374								
SHNLT20375							NLRT2SH20375								
SHNLT20376							NLRT2SH20376								
SHNLT20377							NLRT2SH20377								
SHNLT20378							NLRT2SH20378								
SHNLT20379							NLRT2SH20379								
SHNLT20380							NLRT2SH20380								
SHNLT20381							NLRT2SH20381								
SHNLT20382							NLRT2SH20382								
SHNLT20383							NLRT2SH20383								
SHNLT20384							NLRT2SH20384								
SHNLT20385							NLRT2SH20385								
SHNLT20386							NLRT2SH20386								
SHNLT20387							NLRT2SH20387								
SHNLT20388							NLRT2SH20388								
SHNLT20389							NLRT2SH20389								
SHNLT20390							NLRT2SH20390								
SHNLT20391							NLRT2SH20391								
SHNLT20392							NLRT2SH20392								
SHNLT20393							NLRT2SH20393								
SHNLT20394							NLRT2SH20394								
SHNLT20395							NLRT2SH20395								
SHNLT20396							NLRT2SH20396								
SHNLT20397							NLRT2SH20397								
SHNLT20398							NLRT2SH20398								
SHNLT20399							NLRT2SH20399								
SHNLT20400							NLRT2SH20400								
SHNLT20401							NLRT2SH20401								
SHNLT20402							NLRT2SH20402								
SHNLT20403							NLRT2SH20403								
SHNLT20404							NLRT2SH20404								
SHNLT20405							NLRT2SH20405								
SHNLT20406							NLRT2SH20406								
SHNLT20407							NLRT2SH20407								
SHNLT20408							NLRT2SH20408								
SHNLT20409							NLRT2SH20409								
SHNLT20410							NLRT2SH20410								
SHNLT20411							NLRT2SH20411								
SHNLT20412							NLRT2SH20412								
SHNLT20413							NLRT2SH20413								
SHNLT20414							NLRT2SH20414								
SHNLT20415							NLRT2SH20415								
SHNLT20416							NLRT2SH20416								
SHNLT20417							NLRT2SH20417								
SHNLT20418							NLRT2SH20418								
SHNLT20419							NLRT2SH20419								
SHNLT20420							NLRT2SH20420								
SHNLT20421							NLRT2SH20421								
SHNLT20422							NLRT2SH20422								
SHNLT20423							NLRT2SH20423								
SHNLT20424							NLRT2SH20424								
SHNLT20425							NLRT2SH20425								
SHNLT20426							NLRT2SH20426								
SHNLT20427							NLRT2SH20427								
SHNLT20428							NLRT2SH20428								
SHNLT20429							NLRT2SH20429								
SHNLT20430							NLRT2SH20430								
SHNLT20431							NLRT2SH20431								
SHNLT20432							NLRT2SH20432								
SHNLT20433							NLRT2SH20433								
SHNLT20434							NLRT2SH20434								
SHNLT20435							NLRT2SH20435								
SHNLT20436							NLRT2SH20436								
SHNLT20437							NLRT2SH20437								
SHNLT20438							NLRT2SH20438								
SHNLT20439							NLRT2SH20439								
SHNLT20440							NLRT2SH20440								
SHNLT20441							NLRT2SH20441								
SHNLT20442							NLRT2SH20442								
SHNLT20443							NLRT2SH20443								
SHNLT20444							NLRT2SH20444								
SHNLT20445							NLRT2SH20445								
SHNLT20446							NLRT2SH20446								
SHNLT20447							NLRT2SH20447								
SHNLT20448							NLRT2SH20448								
SHNLT20449							NLRT2SH20449								
SHNLT20450							NLRT2SH20450								
SHNLT20451							NLRT2SH20451								
SHNLT20452							NLRT2SH20452								
SHNLT20453							NLRT2SH20453								
SHNLT20454							NLRT2SH20454								
SHNLT20455							NLRT2SH20455								
SHNLT20456							NLRT2SH20456								
SHNLT20457							NLRT2SH20457								
SHNLT20458							NLRT2SH20458								
SHNLT20459							NLRT2SH20459								
SHNLT20460							NLRT2SH20460								
SHNLT20461							NLRT2SH20461								
SHNLT20462							NLRT2SH20462								
SHNLT20463							NLRT2SH20463								
SHNLT20464							NLRT2SH20464								
SHNLT20465							NLRT2SH20465								
SHNLT20466							NLRT2SH20466								
SHNLT20467							NLRT2SH20467								
SHNLT20468							NLRT2SH20468								
SHNLT20469							NLRT2SH20469								
SHNLT20470							NLRT2SH20470								
SHNLT20471							NLRT2SH20471								
SHNLT20472							NLRT2SH20472								
SHNLT20473							NLRT2SH20473								
SHNLT20474							NLRT2SH20474								
SHNLT20475							NLRT2SH20475								
SHNLT20476							NLRT2SH20476								
SHNLT20477							NLRT2SH20477								
SHNLT20478							NLRT2SH20478								
SHNLT20479							NLRT2SH20479								
SHNLT20480							NLRT2SH20480								
SHNLT20481							NLRT2SH20481								
SHNLT20482							NLRT2SH20482								
SHNLT20483							NLRT2SH20483								
SHNLT20484							NLRT2SH20484								
SHNLT20485							NLRT2SH20485								
SHNLT20486							NLRT2SH20486								
SHNLT20487							NLRT2SH20487								
SHNLT20488							NLRT2SH20488								

SHNLT20489							NLRT2SH20489								
SHNLT20490							NLRT2SH20490								
SHNLT20491							NLRT2SH20491								
SHNLT20492							NLRT2SH20492								
SHNLT20493							NLRT2SH20493								
SHNLT20494							NLRT2SH20494								
SHNLT20495							NLRT2SH20495								
SHNLT20496							NLRT2SH20496								
SHNLT20497							NLRT2SH20497								
SHNLT20498							NLRT2SH20498								
SHNLT20499							NLRT2SH20499								
End of Table	End of Table	End of Table	End of Table	End of Table	End of Table	End of Table	End of Table	End of Table	End of Table	End of Table	End of Table	End of Table	End of Table	End of Table	End of Table

RIIO-T2 Business Plan Data Template
Scottish Hydro Electric Transmission

Workbook C: Non Load

Version 1.0 - Submitted on 09 Dec 2019

Sheet: C2.2a Scheme Summary Annual Profile

Prices Base: 2018/19

Scheme classification					SORW			Output Reference	Output Delivery		
Ofgem Scheme Reference	**Scheme Name**	**Project Name**	**TO Scheme Reference**	**Scheme type**	**SORW Reference**	**Baseline/ Uncertainty (TO View)**	**Scheme Maturity**	**Output Reference**	**Scheme Category by Asset Type**	**Non-Load Output Type**	**Output Delivery Year**
SHNLT200	Port Ann - Crossaig 132kV OHL Works	Port Ann - Crossaig 132kV OHL Works	LT000228	Replacement	NLR-0025	Baseline	2.0	NLRT2SH200	OHL Tower	Lead	2025
SHNLT201	Sloy - Windyhill West 132kV OHL Works	Sloy - Windyhill West 132kV OHL Works	LT000240	Replacement	-	Baseline	2.0	NLRT2SH201	OHL Conductor	Lead	2024
SHNLT202	Whistlefield - Dunoon 132kV OHL Works	Whistlefield - Dunoon 132kV OHL Works	LT000193	Replacement	-	Baseline	1.0	NLRT2SH202	OHL Conductor	Lead	2023
SHNLT203	Sloy - Windyhill East 132kV OHL Works	Sloy - Windyhill East 132kV OHL Works	LT000239	Replacement	-	Baseline	2.0	NLRT2SH203	OHL Conductor	Lead	2023
SHNLT204	Sloy Substation Works	Sloy Substation Works	LT000258	Replacement	-	Baseline	2.0	NLRT2SH204	Transformer	Mix	2025
SHNLT205	Beauly / Aigas-Deanie 132kV OHL Works	Beauly / Aigas-Deanie 132kV OHL Works	LT000259	Replacement	NLR-0017	Baseline	2.0	NLRT2SH205	OHL Conductor	Lead	2023
SHNLT206	-	-	-	Replacement	-	Baseline	2.0	NLRT2SH206	Transformer	Mix	0
SHNLT207	Kilmorack Aigas Substation Works	Kilmorack Aigas Substation Works	LT000251	Replacement	-	Baseline	2.0	NLRT2SH207	Transformer	Mix	2026
SHNLT208	Culligran Substation Works	Culligran Substation Works	LT000249	Replacement	-	Baseline	2.0	NLRT2SH208	Transformer	Mix	2026
SHNLT209	Deanie Substation Works	Deanie Substation Works	LT000248	Replacement	-	Baseline	2.0	NLRT2SH209	Transformer	Mix	2026
SHNLT2010	Beauly Substation Works	Beauly (SGTs) & Busbar	LT000257	Replacement	-	Baseline	2.0	NLRT2SH2010	Circuit Breaker	Mix	2026
SHNLT2011	Invergarry T 132kV OHL Works	Invergarry T 132kV OHL Works	PT000792	Replacement	-	Baseline	2.0	NLRT2SH2011	OHL Conductor	Lead	2025
SHNLT2012	Broadford Substation Works	Broadford Substation Works	LT000237	Replacement	-	Baseline	-	NLRT2SH2012	Circuit Breaker	Lead	2023
SHNLT2013	Quoich Tee Substation Works	Quoich Tee Substation Works	LT000256	Replacement	-	Baseline	2.0	NLRT2SH2013	Circuit Breaker	Mix	2025
SHNLT2014	St Fillans Substation Works	St Fillans Substation Works	PT000794	Replacement	-	Baseline	2.0	NLRT2SH2014	Transformer	Mix	2025
SHNLT2015	Tummel Bridge Substation Works	Tummel Bridge Substation Works	LT000238	Replacement	-	Baseline	2.0	NLRT2SH2015	Transformer	Mix	2025
SHNLT2016	Glenmoriston Substation Works	Glenmoriston Substation Works	PT000793	Replacement	-	Baseline	2.0	NLRT2SH2016	Transformer	Mix	2026
SHNLT2017	Foyers Substation Works	Foyers Substation Works	LT000243	Replacement	-	Baseline	2.0	NLRT2SH2017	Transformer	Mix	2026
SHNLT2018	Peterhead - Inverugie 132kV OHL Works	Peterhead - Inverugie 132kV OHL Works	LT000250	Replacement	-	Baseline	2.0	NLRT2SH2018	OHL Conductor	Lead	2024
SHNLT2019	Tealing Substation Works	Tealing Substation Works	LT000255	Replacement	-	Baseline	2.0	NLRT2SH2019	Transformer	Mix	2024
SHNLT2020	Peterhead Substation Works	Peterhead Substation Works	LT000242	Replacement	-	Baseline	2.0	NLRT2SH2020	Transformer	Mix	2026
SHNLT2021	Kintore Substation Works	Kintore Substation Works	LT000247	Replacement	-	Baseline	2.0	NLRT2SH2021	Transformer	Mix	2026
SHNLT2022	Keith Substation Works	Keith Substation Works	LT000246	Replacement	-	Baseline	2.0	NLRT2SH2022	Circuit Breaker	Mix	2025
SHNLT2023	Willowdale Substation Works	Willowdale Substation Works	LT000244	Replacement	-	Baseline	2.0	NLRT2SH2023	Transformer	Mix	2026
SHNLT2024	Redmoss Substation Works	Redmoss Substation Works	LT000241	Refurbishment - Minor	-	Baseline	2.0	NLRT2SH2024	Substation Other	Not Applicable	2023
SHNLT2025	Redmoss - Clayhills Cable Works	Redmoss - Clayhills Cable Works	LT000236	Replacement	-	Baseline	1.0	NLRT2SH2025	Underground Cable	Lead	2023
SHNLT2026	Dudhope GSP	Dudhope GSP	-	de details in Notes section)	NLR-0002	Baseline	-	NLRT2SH2026	-	Not Applicable	2027
SHNLT2027	Elmwood - Glenagnes Cable Works	Elmwood - Glenagnes Cable Works	LT000260	Replacement	-	Baseline	1.0	NLRT2SH2027	Underground Cable	Lead	2025
SHNLT2028	Harris - Stornoway 132kV OHL Works	Harris - Stornoway 132kV OHL Works	LT000245	Replacement	-	Baseline	2.0	NLRT2SH2028	OHL Conductor	Lead	2026
SHNLT2029	OLD & not used - see detailed split below - Pre-construction	OLD & not used - see detailed split below - Pre-construction	TBA	de details in Notes section)	-	-	-	NLRT2SH2029	Other TO	Other	0
SHNLT2030	Inverarary to Port Ann	Inverarary to Port Ann	-	Replacement	-	Baseline	-	NLRT2SH2030	OHL Conductor	Lead	2022
SHNLT2031	St Fergus Mobil	St Fergus Mobil	LT000261	Replacement	NLR-0086	Baseline	3.0	NLRT2SH2031	Circuit Breaker	Mix	2025
SHNLT2032	Warehousing	Warehousing	LT000253/254	de details in Notes section)	-	Baseline	2.0	NLRT2SH2032	Other TO	Mix	2026
SHNLT2033	Physical Site Security	Physical Site Security	TBA	de details in Notes section)	-	Baseline	2.0	NLRT2SH2033	Other TO	Other	2026
SHNLT2034	Black Start System Restoration Support	Black Start System Restoration Support	TBA	Black Start	-	Baseline	2.0	NLRT2SH2034	Substation Other	Non-Lead	2026
SHNLT2035	Climate Change and Sustainability	Climate Change	TBA	de details in Notes section)	-	Baseline	2.0	NLRT2SH2035	ted Resilience - Other	Other	2026
SHNLT2036	Climate Change and Sustainability	Flooding	TBA	de details in Notes section)	-	Baseline	-	NLRT2SH2036	l Resilience - Flooding	Other	2026
SHNLT2037	Resilience - Operations Centre	Resilience - Operations Centre	TBA	de details in Notes section)	-	Baseline	2.0	NLRT2SH2037	Other TO	Other	2026
SHNLT2038	Transmission Communications Upgrade	Transmission Communications Upgrade	TBA	de details in Notes section)	-	Baseline	2.0	NLRT2SH2038	Other TO	Other	2026
SHNLT2039	Protection Modernisation	Protection Modernisation	TBA	de details in Notes section)	-	Baseline	2.0	NLRT2SH2039	Other TO	Other	2026
SHNLT2040	Transmission Substation SCADA Replacement	Transmission Substation SCADA Replacement	TBA	de details in Notes section)	-	Baseline	2.0	NLRT2SH2040	Other TO	Other	2026
SHNLT2041	Substation Resilience – Low Voltage Supplies	Substation Resilience – Low Voltage Supplies	TBA	Black Start	-	Baseline	2.0	NLRT2SH2041	Substation Other	Other	2026
SHNLT2042	Resilience - Personnel Communications	Resilience - Personnel Communications	TBA	Black Start	-	Baseline	1.0	NLRT2SH2042	Other TO	Other	2026
SHNLT2043	Emergency Response & Contingency Planning	Emergency Response & Contingency Planning	TBA	de details in Notes section)	-	Baseline	2.0	NLRT2SH2043	Other TO	Other	2026
SHNLT2044	Integrated Condition & Performance Monitoring	Integrated Condition & Performance Monitoring	TBA	de details in Notes section)	-	Baseline	-	NLRT2SH2044	Other TO	Other	2026
SHNLT2045	Persistent Organic Pollutants Management	Persistent Organic Pollutants Management	TBA	de details in Notes section)	-	Baseline	-	NLRT2SH2045	Other TO	Other	2026
SHNLT2046	Spares (strategic spares)	Spares (strategic spares)	TBA	Spares	-	Baseline	-	NLRT2SH2046	Other TO	Other	2026
SHNLT2047	HVDC computer system and software (operational)	HVDC computer system and software (operational)	TBA	de details in Notes section)	-	Baseline	-	NLRT2SH2047	Other TO	Other	2025
SHNLT2048	Pre-construction - Clayhills Substation	Pre-construction - Clayhills Substation	TBA	de details in Notes section)	-	Baseline	-	NLRT2SH2048	Other TO	Other	2026
SHNLT2049	Pre-construction - Elgin Substation	Pre-construction - Elgin Substation	TBA	de details in Notes section)	-	Baseline	-	NLRT2SH2049	Other TO	Other	2026
SHNLT2050	Pre-construction - Inverness Substation	Pre-construction - Inverness Substation	TBA	de details in Notes section)	-	Baseline	-	NLRT2SH2050	Other TO	Other	2026
SHNLT2051	Pre-construction - Lyndhurst Substation	Pre-construction - Lyndhurst Substation	TBA	de details in Notes section)	-	Baseline	-	NLRT2SH2051	Other TO	Other	2026
SHNLT2052	Pre-construction - Milton of Craigie Substation	Pre-construction - Milton of Craigie Substation	TBA	de details in Notes section)	-	Baseline	-	NLRT2SH2052	Other TO	Other	2026
SHNLT2053	Pre-construction - Orin Substation	Pre-construction - Orin Substation	TBA	de details in Notes section)	-	Baseline	-	NLRT2SH2053	Other TO	Other	2026
SHNLT2054	Pre-construction - Woodhill Substation	Pre-construction - Woodhill Substation	TBA	de details in Notes section)	-	Baseline	-	NLRT2SH2054	Other TO	Other	2026
SHNLT2055	Pre-construction - Craigie Buckler to Woodhill Underground Cable	Pre-construction - Craigie Buckler to Woodhill Underground Cable	TBA	de details in Notes section)	-	Baseline	-	NLRT2SH2055	Other TO	Other	2026
SHNLT2056	Pre-construction - Beauly / Shin Overhead Line refurbishment	Pre-construction - Beauly / Shin Overhead Line refurbishment	TBA	de details in Notes section)	-	Baseline	-	NLRT2SH2056	Other TO	Other	2026
SHNLT2057	ction - Strichen / Fraserburgh / St Fergus Overhead Line Refurbishment	ction - Strichen / Fraserburgh / St Fergus Overhead Line Refurbishment	TBA	de details in Notes section)	-	Baseline	-	NLRT2SH2057	Other TO	Other	2026
SHNLT2058	Pre-construction - Nairn / Keith Overhead Line Refurbishment	Pre-construction - Nairn / Keith Overhead Line Refurbishment	TBA	de details in Notes section)	-	Baseline	-	NLRT2SH2058	Other TO	Other	2026

	Non-Load Related Expenditure (Gross) Totals					Customer capital contributions (CCCs) Totals					Net Totals (post customer contributions)				
Ofgem Scheme Reference	**Prior to RIIO-T1 £m Actuals**	**RIIO-T1 £m Forecast & Actuals**	**RIIO-T2 Total £m Forecast**	**Post RIIO-T2 £m Forecast**	**Scheme Total (Gross) £m Actual/ Forecast**	**Prior to RIIO-T1 £m Actuals**	**RIIO-T1 £m Forecast & Actuals**	**RIIO-T2 Total £m Forecast**	**Post RIIO-T2 £m Forecast**	**Scheme Total (Gross) £m Actual/ Forecast**	**Prior to RIIO-T1 £m Actuals**	**RIIO-T1 £m Forecast & Actuals**	**RIIO-T2 Total £m Forecast**	**Post RIIO-T2 £m Forecast**	**Scheme Total (Net) £m Actuals/ Forecast**
SHNLT200	-	-	138.243	-	138.243	-	-	-	-	-	-	-	138.243	-	138.243
SHNLT201	-	-	16.791	-	16.791	-	-	-	-	-	-	-	16.791	-	16.791
SHNLT202	-	-	40.828	-	40.828	-	-	-	-	-	-	-	40.828	-	40.828
SHNLT203	-	-	16.544	-	16.544	-	-	-	-	-	-	-	16.544	-	16.544
SHNLT204	-	-	45.317	-	45.317	-	-	-	-	-	-	-	45.317	-	45.317
SHNLT205	-	2.060	18.982	-	21.042	-	-	-	-	-	-	2.060	18.982	-	21.042
SHNLT206	-	-	-	-	-	-	-	-	-	-	-	-	-	-	-
SHNLT207	-	-	27.546	-	27.546	-	-	-	-	-	-	-	27.546	-	27.546
SHNLT208	-	-	14.312	-	14.312	-	-	-	-	-	-	-	14.312	-	14.312
SHNLT209	-	-	14.564	-	14.564	-	-	-	-	-	-	-	14.564	-	14.564
SHNLT2010	-	-	89.784	-	89.784	-	-	-	-	-	-	-	89.784	-	89.784
SHNLT2011	-	-	2.366	-	2.366	-	-	-	-	-	-	-	2.366	-	2.366
SHNLT2012	-	-	1.000	-	1.000	-	-	-	-	-	-	-	1.000	-	1.000
SHNLT2013	-	-	13.605	-	13.605	-	-	-	-	-	-	-	13.605	-	13.605
SHNLT2014	-	-	6.761	-	6.761	-	-	-	-	-	-	-	6.761	-	6.761
SHNLT2015	-	-	14.800	-	14.800	-	-	-	-	-	-	-	14.800	-	14.800
SHNLT2016	-	-	5.685	-	5.685	-	-	-	-	-	-	-	5.685	-	5.685
SHNLT2017	-	-	41.568	-	41.568	-	-	-	-	-	-	-	41.568	-	41.568
SHNLT2018	-	-	10.294	-	10.294	-	-	-	-	-	-	-	10.294	-	10.294
SHNLT2019	-	-	9.337	-	9.337	-	-	-	-	-	-	-	9.337	-	9.337
SHNLT2020	-	-	36.704	-	36.704	-	-	-	-	-	-	-	36.704	-	36.704
SHNLT2021	-	-	74.249	-	74.249	-	-	-	-	-	-	-	74.249	-	74.249
SHNLT2022	-	-	39.046	-	39.046	-	-	-	-	-	-	-	39.046	-	39.046
SHNLT2023	-	-	45.429	-	45.429	-	-	-	-	-	-	-	45.429	-	45.429
SHNLT2024	-	-	0.500	-	0.500	-	-	-	-	-	-	-	0.500	-	0.500
SHNLT2025	-	-	13.050	-	13.050	-	-	-	-	-	-	-	13.050	-	13.050
SHNLT2026	-	-	-	-	-	-	-	-	-	-	-	-	-	-	-
SHNLT2027	-	-	11.428	-	11.428	-	-	-	-	-	-	-	11.428	-	11.428
SHNLT2028	-	-	35.777	-	35.777	-	-	-	-	-	-	-	35.777	-	35.777
SHNLT2029	-	-	-	-	-	-	-	-	-	-	-	-	-	-	-
SHNLT2030	-	-	-	-	-	-	-	-	-	-	-	-	-	-	-
SHNLT2031	-	-	12.701	-	12.701	-	-	-	-	-	-	-	12.701	-	12.701
SHNLT2032	-	-	40.264	-	40.264	-	-	-	-	-	-	-	40.264	-	40.264
SHNLT2033	-	-	9.592	-	9.592	-	-	-	-	-	-	-	9.592	-	9.592
SHNLT2034	-	-	0.214	-	0.214	-	-	-	-	-	-	-	0.214	-	0.214
SHNLT2035	-	-	16.517	-	16.517	-	-	-	-	-	-	-	16.517	-	16.517
SHNLT2036	-	-	1.536	-	1.536	-	-	-	-	-	-	-	1.536	-	1.536
SHNLT2037	-	-	16.275	-	16.275	-	-	-	-	-	-	-	16.275	-	16.275
SHNLT2038	-	-	31.103	-	31.103	-	-	-	-	-	-	-	31.103	-	31.103
SHNLT2039	-	-	21.998	-	21.998	-	-	-	-	-	-	-	21.998	-	21.998
SHNLT2040	-	-	11.929	-	11.929	-	-	-	-	-	-	-	11.929	-	11.929
SHNLT2041	-	-	48.930	-	48.930	-	-	-	-	-	-	-	48.930	-	48.930
SHNLT2042	-	-	1.926	-	1.926	-	-	-	-	-	-	-	1.926	-	1.926
SHNLT2043	-	-	1.550	-	1.550	-	-	-	-	-	-	-	1.550	-	1.550
SHNLT2044	-	-	45.456	-	45.456	-	-	-	-	-	-	-	45.456	-	45.456
SHNLT2045	-	-	7.324	-	7.324	-	-	-	-	-	-	-	7.324	-	7.324
SHNLT2046	-	-	11.790	-	11.790	-	-	-	-	-	-	-	11.790	-	11.790
SHNLT2047	-	-	3.500	-	3.500	-	-	-	-	-	-	-	3.500	-	3.500
SHNLT2048	-	-	0.909	-	0.909	-	-	-	-	-	-	-	0.909	-	0.909
SHNLT2049	-	-	0.975	-	0.975	-	-	-	-	-	-	-	0.975	-	0.975
SHNLT2050	-	-	0.975	-	0.975	-	-	-	-	-	-	-	0.975	-	0.975
SHNLT2051	-	-	0.942	-	0.942	-	-	-	-	-	-	-	0.942	-	0.942
SHNLT2052	-	-	0.975	-	0.975	-	-	-	-	-	-	-	0.975	-	0.975
SHNLT2053	-	-	0.975	-	0.975	-	-	-	-	-	-	-	0.975	-	0.975
SHNLT2054	-	-	0.975	-	0.975	-	-	-	-	-	-	-	0.975	-	0.975
SHNLT2055	-	-	1.626	-	1.626	-	-	-	-	-	-	-	1.626	-	1.626
SHNLT2056	-	-	1.626	-	1.626	-	-	-	-	-	-	-	1.626	-	1.626
SHNLT2057	-	-	0.747	-	0.747	-	-	-	-	-	-	-	0.747	-	0.747
SHNLT2058	-	-	2.274	-	2.274	-	-	-	-	-	-	-	2.274	-	2.274

	Non-Load Related Expenditure (Gross)											
Ofgem Scheme Reference	**Prior to RIIO-T1 £m Actual**	**RIIO-T1 2014 £m Actuals**	**RIIO-T1 2015 £m Actuals**	**RIIO-T1 2016 £m Actuals**	**RIIO-T1 2017 £m Actuals**	**RIIO-T1 2018 £m Actuals**	**RIIO-T1 2019 £m Forecast**	**RIIO-T1 2020 £m Forecast**	**RIIO-T1 2021 £m Forecast**	**RIIO-T2 2022 £m Forecast**	**RIIO-T2 2023 £m Forecast**	**RIIO-T2 2024 £m Forecast**
SHNLT200	-	-	-	-	-	-	-	-	-	43.2	48.0	36.8
SHNLT201	-	-	-	-	-	-	-	-	-	6.0	10.8	-
SHNLT202	-	-	-	-	-	-	-	-	-	14.6	26.3	-
SHNLT203	-	-	-	-	-	-	-	-	-	5.9	10.6	-
SHNLT204	-	-	-	-	-	-	-	-	-	1.6	3.4	10.2
SHNLT205	-	0.1	0.0	0.1	0.4	1.1	0.4	-	-	5.7	13.3	-
SHNLT206	-	-	-	-	-	-	-	-	-	-	-	-
SHNLT207	-	-	-	-	-	-	-	-	-	-	0.7	1.3
SHNLT208	-	-	-	-	-	-	-	-	-	-	0.4	0.7
SHNLT209	-	-	-	-	-	-	-	-	-	-	0.4	0.7
SHNLT2010	-	-	-	-	-	-	-	-	-	5.1	8.0	21.5
SHNLT2011	-	-	-	-	-	-	-	-	-	-	-	0.3
SHNLT2012	-	-	-	-	-	-	-	-	-	-	1.0	-
SHNLT2013	-	-	-	-	-	-	-	-	-	0.3	0.6	5.3
SHNLT2014	-	-	-	-	-	-	-	-	-	0.0	0.2	0.5
SHNLT2015	-	-	-	-	-	-	-	-	-	0.4	1.4	5.4
SHNLT2016	-	-	-	-	-	-	-	-	-	-	-	0.0
SHNLT2017	-	-	-	-	-	-	-	-	-	-	-	0.9
SHNLT2018	-	-	-	-	-	-	-	-	-	0.7	4.5	5.1
SHNLT2019	-	-	-	-	-	-	-	-	-	0.7	5.9	2.8
SHNLT2020	-	-	-	-	-	-	-	-	-	1.2	2.6	11.1
SHNLT2021	-	-	-	-	-	-	-	-	-	2.4	5.3	22.4
SHNLT2022	-	-	-	-	-	-	-	-	-	1.3	3.3	24.8
SHNLT2023	-	-	-	-	-	-	-	-	-	-	3.1	6.8
SHNLT2024	-	-	-	-	-	-	-	-	-	-	0.5	-
SHNLT2025	-	-	-	-	-	-	-	-	-	0.8	5.7	6.5
SHNLT2026	-	-	-	-	-	-	-	-	-	-	-	-
SHNLT2027	-	-	-	-	-	-	-	-	-	0.1	0.6	2.0
SHNLT2028	-	-	-	-	-	-	-	-	-	1.9	2.8	8.5
SHNLT2029	-	-	-	-	-	-	-	-	-	-	-	-
SHNLT2030	-	-	-	-	-	-	-	-	-	-	-	-
SHNLT2031	-	-	-	-	-	-	-	-	-	-	1.3	10.2
SHNLT2032	-	-	-	-	-	-	-	-	-	6.0	18.1	16.1
SHNLT2033	-	-	-	-	-	-	-	-	-	1.2	2.4	2.4
SHNLT2034	-	-	-	-	-	-	-	-	-	0.0	0.1	0.1
SHNLT2035	-	-	-	-	-	-	-	-	-	2.1	4.1	4.1
SHNLT2036	-	-	-	-	-	-	-	-	-	0.2	0.4	0.4
SHNLT2037	-	-	-	-	-	-	-	-	-	2.1	4.1	4.1
SHNLT2038	-	-	-	-	-	-	-	-	-	4.0	7.8	7.8
SHNLT2039	-	-	-	-	-	-	-	-	-	2.9	5.5	5.5
SHNLT2040	-	-	-	-	-	-	-	-	-	1.6	3.0	3.0
SHNLT2041	-	-	-	-	-	-	-	-	-	6.4	12.2	12.2
SHNLT2042	-	-	-	-	-	-	-	-	-	0.3	0.5	0.5
SHNLT2043	-	-	-	-	-	-	-	-	-	0.2	0.4	0.4
SHNLT2044	-	-	-	-	-	-	-	-	-	5.9	11.4	11.4
SHNLT2045	-	-	-	-	-	-	-	-	-	1.0	1.8	1.8
SHNLT2046	-	-	-	-	-	-	-	-	-	5.5	1.5	1.8
SHNLT2047	-	-	-	-	-	-	-	-	-	-	-	-
SHNLT2048	-	-	-	-	-	-	-	-	-	-	-	0.3
SHNLT2049	-	-	-	-	-	-	-	-	-	-	-	0.3
SHNLT2050	-	-	-	-	-	-	-	-	-	-	-	0.3
SHNLT2051	-	-	-	-	-	-	-	-	-	-	-	0.3
SHNLT2052	-	-	-	-	-	-	-	-	-	-	-	0.3
SHNLT2053	-	-	-	-	-	-	-	-	-	-	-	0.3
SHNLT2054	-	-	-	-	-	-	-	-	-	-	-	0.3
SHNLT2055	-	-	-	-	-	-	-	-	-	-	-	0.5
SHNLT2056	-	-	-	-	-	-	-	-	-	-	-	0.5
SHNLT2057	-	-	-	-	-	-	-	-	-	-	-	0.2
SHNLT2058	-	-	-	-	-	-	-	-	-	-	-	0.8



ENTRY FIELD Below

Scheme classification					SORW			Output Reference		Output Delivery		Non-Load Related Expenditure (Gross)					Customer capital contributions (CCCs)					Net Totals (post customer contributions)				
Ofgem Scheme Reference	**Scheme Name**	**Project Name**	**TO Scheme Reference**	**Scheme type**	**SORW Reference**	**Baseline/ Uncertainty (TO View)**	**Scheme Maturity**	**Output Reference**	**Scheme Category by Asset Type**	**Non-Load Output Type**	**Output Delivery Year**	**Prior to RIIO-T1 £m Actuals**	**RIIO-T1 £m Forecast & Actuals**	**RIIO-T2 Total £m Forecast**	**Post RIIO-T2 £m Forecast**	**Scheme Total (Gross) £m Actual/ Forecast**	**Prior to RIIO-T1 £m Actuals**	**RIIO-T1 £m Forecast & Actuals**	**RIIO-T2 Total £m Forecast**	**Post RIIO-T2 £m Forecast**	**Scheme Total (Gross) £m Actual/ Forecast**	**Prior to RIIO-T1 £m Actuals**	**RIIO-T1 £m Forecast & Actuals**	**RIIO-T2 Total £m Forecast**	**Post RIIO-T2 £m Forecast**	**Scheme Total (Net) £m Actuals/ Forecast**
SHNLT200		Port Ann - Crossaig 132kV OHL Works																								
SHNLT201		Sloy - Windyhill West 132kV OHL Works																								
SHNLT202		Whistlefield - Dunoon 132kV OHL Works																								
SHNLT203		Sloy - Windyhill East 132kV OHL Works																								
SHNLT204		Sloy Substation Works																								
SHNLT205		Beauly / Aigas-Deanie 132kV OHL Works																								
SHNLT206		-																								
SHNLT207		Kilmorack Aigas Substation Works																								
SHNLT208		Culligran Substation Works																								
SHNLT209		Deanie Substation Works																								
SHNLT2010		Beauly (SGTs) & Busbar																								
SHNLT2011		Invergarry T 132kV OHL Works																								
SHNLT2012		Broadford Substation Works																								
SHNLT2013		Quoich Tee Substation Works																								
SHNLT2014		St Fillans Substation Works																								
SHNLT2015		Tummel Bridge Substation Works																								
SHNLT2016		Glenmoriston Substation Works																								
SHNLT2017		Foyers Substation Works																								
SHNLT2018		Peterhead - Inverugie 132kV OHL Works																								
SHNLT2019		Tealing Substation Works																								
SHNLT2020		Peterhead Substation Works																								
SHNLT2021		Kintore Substation Works																								
SHNLT2022		Keith Substation Works																								
SHNLT2023		Willowdale Substation Works																								
SHNLT2024		Redmoss Substation Works																								
SHNLT2025		Redmoss - Clayhills Cable Works																								
SHNLT2026		Dudhope GSP																								
SHNLT2027		Elmwood - Glenagnes Cable Works																								
SHNLT2028		Harris - Stornoway 132kV OHL Works																								
SHNLT2029		OLD & not used - see detailed split below - Pre-construction																								
SHNLT2030		Inverarary to Port Ann																								
SHNLT2031		St Fergus Mobil																								
SHNLT2032		Warehousing																								
SHNLT2033		Physical Site Security																								
SHNLT2034		Black Start System Restoration Support																								
SHNLT2035		Climate Change																								
SHNLT2036		Flooding																								
SHNLT2037		Resilience - Operations Centre																								
SHNLT2038		Transmission Communications Upgrade																								
SHNLT2039		Protection Modernisation																								
SHNLT2040		Transmission Substation SCADA Replacement																								
SHNLT2041		Substation Resilience – Low Voltage Supplies																								
SHNLT2042		Resilience - Personnel Communications																								
SHNLT2043		Emergency Response & Contingency Planning																								
SHNLT2044		Integrated Condition & Performance Monitoring																								
SHNLT2045		Persistent Organic Pollutants Management																								
SHNLT2046		Spares (strategic spares)																								
SHNLT2047		HVDC computer system and software (operational)																								
SHNLT2048		Pre-construction - Clayhills Substation																								
SHNLT2049		Pre-construction - Elgin Substation																								
SHNLT2050		Pre-construction - Inverness Substation																								
SHNLT2051		Pre-construction - Lyndhurst Substation																								
SHNLT2052		Pre-construction - Milton of Craigie Substation																								
SHNLT2053		Pre-construction - Orin Substation																								
SHNLT2054		Pre-construction - Woodhill Substation																								
SHNLT2055		Pre-construction - Craigie Buckler to Woodhill Underground Cable																								
SHNLT2056		Pre-construction - Beauly / Shin Overhead Line refurbishment																								
SHNLT2057		Pre-construction - Strichen / Fraserburgh / St Fergus Overhead Line Refurbishment																								
SHNLT2058		Pre-construction - Nairn / Keith Overhead Line Refurbishment																								

										Non-Load Related Expenditure (Gross)		
Ofgem Scheme Reference	**Prior to RIIO-T1 £m Actual**	**RIIO-T1 2014 £m Actuals**	**RIIO-T1 2015 £m Actuals**	**RIIO-T1 2016 £m Actuals**	**RIIO-T1 2017 £m Actuals**	**RIIO-T1 2018 £m Actuals**	**RIIO-T1 2019 £m Forecast**	**RIIO-T1 2020 £m Forecast**	**RIIO-T1 2021 £m Forecast**	**RIIO-T2 2022 £m Forecast**	**RIIO-T2 2023 £m Forecast**	**RIIO-T2 2024 £m Forecast**
SHNLT200		0.000	0.000	0.000	0.000	0.000	0.000	0.000	0.000	43.241	48.000	36.800
SHNLT201		0.000	0.000	0.000	0.000	0.000	0.000	0.000	0.000	5.988	10.802	0.000
SHNLT202		0.000	0.000	0.000	0.000	0.000	0.000	0.000	0.000	14.561	26.267	0.000
SHNLT203		0.000	0.000	0.000	0.000	0.000	0.000	0.000	0.000	5.900	10.643	0.000
SHNLT204		0.000	0.000	0.000	0.000	0.000	0.000	0.000	0.000	1.619	3.370	10.214
SHNLT205		0.056	0.045	0.118	0.355	1.100	0.386	0.000	0.000	5.655	13.328	0.000
SHNLT206		0.000	0.000	0.000	0.000	0.000	0.000	0.000	0.000	0.000	0.000	0.000
SHNLT207		0.000	0.000	0.000	0.000	0.000	0.000	0.000	0.000	0.000	0.738	1.328
SHNLT208		0.000	0.000	0.000	0.000	0.000	0.000	0.000	0.000	0.000	0.383	0.690
SHNLT209		0.000	0.000	0.000	0.000	0.000	0.000	0.000	0.000	0.000	0.390	0.702
SHNLT2010		0.000	0.000	0.000	0.000	0.000	0.000	0.000	0.000	5.078	8.000	21.458
SHNLT2011		0.000	0.000	0.000	0.000	0.000	0.000	0.000	0.000	0.000	0.000	0.304
SHNLT2012		0.000	0.000	0.000	0.000	0.000	0.000	0.000	0.000	0.000	1.000	0.000
SHNLT2013		0.000	0.000	0.000	0.000	0.000	0.000	0.000	0.000	0.258	0.638	5.347
SHNLT2014		0.000	0.000	0.000	0.000	0.000	0.000	0.000	0.000	0.034	0.229	0.457
SHNLT2015		0.000	0.000	0.000	0.000	0.000	0.000	0.000	0.000	0.438	1.351	5.406
SHNLT2016		0.000	0.000	0.000	0.000	0.000	0.000	0.000	0.000	0.000	0.000	0.049
SHNLT2017		0.000	0.000	0.000	0.000	0.000	0.000	0.000	0.000	0.000	0.000	0.892
SHNLT2018		0.000	0.000	0.000	0.000	0.000	0.000	0.000	0.000	0.658	4.496	5.141
SHNLT2019		0.000	0.000	0.000	0.000	0.000	0.000	0.000	0.000	0.700	5.854	2.783
SHNLT2020		0.000	0.000	0.000	0.000	0.000	0.000	0.000	0.000	1.182	2.603	11.089
SHNLT2021		0.000	0.000	0.000	0.000	0.000	0.000	0.000	0.000	2.391	5.265	22.431
SHNLT2022		0.000	0.000	0.000	0.000	0.000	0.000	0.000	0.000	1.258	3.250	24.815
SHNLT2023		0.000	0.000	0.000	0.000	0.000	0.000	0.000	0.000	0.000	3.072	6.812
SHNLT2024		0.000	0.000	0.000	0.000	0.000	0.000	0.000	0.000	0.000	0.500	0.000
SHNLT2025		0.000	0.000	0.000	0.000	0.000	0.000	0.000	0.000	0.834	5.700	6.517
SHNLT2026												
SHNLT2027		0.000	0.000	0.000	0.000	0.000	0.000	0.000	0.000	0.053	0.552	2.032
SHNLT2028		0.000	0.000	0.000	0.000	0.000	0.000	0.000	0.000	1.944	2.849	8.454
SHNLT2029												
SHNLT2030		0.000	0.000	0.000	0.000	0.000	0.000	0.000	0.000	0.000	0.000	0.000
SHNLT2031		0.000	0.000	0.000	0.000	0.000	0.000	0.000	0.000	0.000	1.270	10.161
SHNLT2032		0.000	0.000	0.000	0.000	0.000	0.000	0.000	0.000	6.040	18.119	16.106
SHNLT2033		0.000	0.000	0.000	0.000	0.000	0.000	0.000	0.000	1.247	2.398	2.398
SHNLT2034		0.000	0.000	0.000	0.000	0.000	0.000	0.000	0.000	0.028	0.054	0.054
SHNLT2035		0.000	0.000	0.000	0.000	0.000	0.000	0.000	0.000	2.147	4.129	4.129
SHNLT2036		0.000	0.000	0.000	0.000	0.000	0.000	0.000	0.000	0.200	0.384	0.384
SHNLT2037		0.000	0.000	0.000	0.000	0.000	0.000	0.000	0.000	2.116	4.069	4.069
SHNLT2038		0.000	0.000	0.000	0.000	0.000	0.000	0.000	0.000	4.043	7.776	7.776
SHNLT2039		0.000	0.000	0.000	0.000	0.000	0.000	0.000	0.000	2.860	5.500	5.500
SHNLT2040		0.000	0.000	0.000	0.000	0.000	0.000	0.000	0.000	1.551	2.982	2.982
SHNLT2041		0.000	0.000	0.000	0.000	0.000	0.000	0.000	0.000	6.361	12.233	12.233
SHNLT2042		0.000	0.000	0.000	0.000	0.000	0.000	0.000	0.000	0.250	0.482	0.482
SHNLT2043		0.000	0.000	0.000	0.000	0.000	0.000	0.000	0.000	0.202	0.388	0.388
SHNLT2044		0.000	0.000	0.000	0.000	0.000	0.000	0.000	0.000	5.909	11.364	11.364
SHNLT2045		0.000	0.000	0.000	0.000	0.000	0.000	0.000	0.000	0.952	1.831	1.831
SHNLT2046										5.490	1.500	1.800
SHNLT2047										0.000	0.000	0.000
SHNLT2048										0.000	0.000	0.303
SHNLT2049										0.000	0.000	0.325
SHNLT2050										0.000	0.000	0.325
SHNLT2051										0.000	0.000	0.314
SHNLT2052										0.000	0.000	0.325
SHNLT2053										0.000	0.000	0.325
SHNLT2054										0.000	0.000	0.325
SHNLT2055										0.000	0.000	0.542
SHNLT2056										0.000	0.000	0.542
SHNLT2057										0.000	0.000	0.249
SHNLT2058										0.000	0.000	0.758

Internal Only

End of List	End of List	End of List	End of List	End of List	End of List	End of List	End of List	End of List	End of List	End of List	End of List	End of List	End of List	End of List	End of List	End of List	End of List	End of List	End of List	End of List	End of List	End of List	End of List	End of List	End of List	End of List	End of List	End of List	End of List	End of List	End of List	End of List	End of List	End of List	End of List	End of List	End of List	End of List	End of List

								Customer capital contributions (CCCs)																			
RIIO-T2 2025 £m Forecast	RIIO-T2 2026 £m Forecast	2027 £m Forecast	2028 £m Forecast	2029 £m Forecast	2030 £m Forecast	2031 £m Forecast	>2031 £m Forecast	Prior to RIIO-T1 £m Actual	RIIO-T1 2014 £m Actuals	RIIO-T1 2015 £m Actuals	RIIO-T1 2016 £m Actuals	RIIO-T1 2017 £m Actuals	RIIO-T1 2018 £m Actuals	RIIO-T1 2019 £m Forecast	RIIO-T1 2020 £m Forecast	RIIO-T1 2021 £m Forecast	RIIO-T2 2022 £m Forecast	RIIO-T2 2023 £m Forecast	RIIO-T2 2024 £m Forecast	RIIO-T2 2025 £m Forecast	RIIO-T2 2026 £m Forecast	2027 £m Forecast	2028 £m Forecast	2029 £m Forecast	2030 £m Forecast	2031 £m Forecast	>2031 £m Forecast
10.2	-	-	-	-	-	-	-	-	-	-	-	-	-	-	-	-	-	-	-	-	-	-	-	-	-	-	-
-	-	-	-	-	-	-	-	-	-	-	-	-	-	-	-	-	-	-	-	-	-	-	-	-	-	-	-
-	-	-	-	-	-	-	-	-	-	-	-	-	-	-	-	-	-	-	-	-	-	-	-	-	-	-	-
-	-	-	-	-	-	-	-	-	-	-	-	-	-	-	-	-	-	-	-	-	-	-	-	-	-	-	-
23.6	6.5	-	-	-	-	-	-	-	-	-	-	-	-	-	-	-	-	-	-	-	-	-	-	-	-	-	-
-	-	-	-	-	-	-	-	-	-	-	-	-	-	-	-	-	-	-	-	-	-	-	-	-	-	-	-
-	-	-	-	-	-	-	-	-	-	-	-	-	-	-	-	-	-	-	-	-	-	-	-	-	-	-	-
9.1	16.4	-	-	-	-	-	-	-	-	-	-	-	-	-	-	-	-	-	-	-	-	-	-	-	-	-	-
4.7	8.5	-	-	-	-	-	-	-	-	-	-	-	-	-	-	-	-	-	-	-	-	-	-	-	-	-	-
4.8	8.7	-	-	-	-	-	-	-	-	-	-	-	-	-	-	-	-	-	-	-	-	-	-	-	-	-	-
43.9	11.4	-	-	-	-	-	-	-	-	-	-	-	-	-	-	-	-	-	-	-	-	-	-	-	-	-	-
2.1	-	-	-	-	-	-	-	-	-	-	-	-	-	-	-	-	-	-	-	-	-	-	-	-	-	-	-
-	-	-	-	-	-	-	-	-	-	-	-	-	-	-	-	-	-	-	-	-	-	-	-	-	-	-	-
7.4	-	-	-	-	-	-	-	-	-	-	-	-	-	-	-	-	-	-	-	-	-	-	-	-	-	-	-
6.0	-	-	-	-	-	-	-	-	-	-	-	-	-	-	-	-	-	-	-	-	-	-	-	-	-	-	-
7.6	-	-	-	-	-	-	-	-	-	-	-	-	-	-	-	-	-	-	-	-	-	-	-	-	-	-	-
0.7	4.9	-	-	-	-	-	-	-	-	-	-	-	-	-	-	-	-	-	-	-	-	-	-	-	-	-	-
4.8	35.9	-	-	-	-	-	-	-	-	-	-	-	-	-	-	-	-	-	-	-	-	-	-	-	-	-	-
-	-	-	-	-	-	-	-	-	-	-	-	-	-	-	-	-	-	-	-	-	-	-	-	-	-	-	-
-	-	-	-	-	-	-	-	-	-	-	-	-	-	-	-	-	-	-	-	-	-	-	-	-	-	-	-
20.3	1.5	-	-	-	-	-	-	-	-	-	-	-	-	-	-	-	-	-	-	-	-	-	-	-	-	-	-
41.1	3.1	-	-	-	-	-	-	-	-	-	-	-	-	-	-	-	-	-	-	-	-	-	-	-	-	-	-
9.7	-	-	-	-	-	-	-	-	-	-	-	-	-	-	-	-	-	-	-	-	-	-	-	-	-	-	-
20.4	15.1	-	-	-	-	-	-	-	-	-	-	-	-	-	-	-	-	-	-	-	-	-	-	-	-	-	-
-	-	-	-	-	-	-	-	-	-	-	-	-	-	-	-	-	-	-	-	-	-	-	-	-	-	-	-
-	-	-	-	-	-	-	-	-	-	-	-	-	-	-	-	-	-	-	-	-	-	-	-	-	-	-	-
-	-	-	-	-	-	-	-	-	-	-	-	-	-	-	-	-	-	-	-	-	-	-	-	-	-	-	-
8.8	-	-	-	-	-	-	-	-	-	-	-	-	-	-	-	-	-	-	-	-	-	-	-	-	-	-	-
17.8	4.8	-	-	-	-	-	-	-	-	-	-	-	-	-	-	-	-	-	-	-	-	-	-	-	-	-	-
-	-	-	-	-	-	-	-	-	-	-	-	-	-	-	-	-	-	-	-	-	-	-	-	-	-	-	-
-	-	-	-	-	-	-	-	-	-	-	-	-	-	-	-	-	-	-	-	-	-	-	-	-	-	-	-
1.3	-	-	-	-	-	-	-	-	-	-	-	-	-	-	-	-	-	-	-	-	-	-	-	-	-	-	-
-	-	-	-	-	-	-	-	-	-	-	-	-	-	-	-	-	-	-	-	-	-	-	-	-	-	-	-
2.4	1.2	-	-	-	-	-	-	-	-	-	-	-	-	-	-	-	-	-	-	-	-	-	-	-	-	-	-
0.1	0.0	-	-	-	-	-	-	-	-	-	-	-	-	-	-	-	-	-	-	-	-	-	-	-	-	-	-
4.1	2.0	-	-	-	-	-	-	-	-	-	-	-	-	-	-	-	-	-	-	-	-	-	-	-	-	-	-
0.4	0.2	-	-	-	-	-	-	-	-	-	-	-	-	-	-	-	-	-	-	-	-	-	-	-	-	-	-
4.1	2.0	-	-	-	-	-	-	-	-	-	-	-	-	-	-	-	-	-	-	-	-	-	-	-	-	-	-
7.8	3.7	-	-	-	-	-	-	-	-	-	-	-	-	-	-	-	-	-	-	-	-	-	-	-	-	-	-
5.5	2.6	-	-	-	-	-	-	-	-	-	-	-	-	-	-	-	-	-	-	-	-	-	-	-	-	-	-
3.0	1.4	-	-	-	-	-	-	-	-	-	-	-	-	-	-	-	-	-	-	-	-	-	-	-	-	-	-
12.2	5.9	-	-	-	-	-	-	-	-	-	-	-	-	-	-	-	-	-	-	-	-	-	-	-	-	-	-
0.5	0.2	-	-	-	-	-	-	-	-	-	-	-	-	-	-	-	-	-	-	-	-	-	-	-	-	-	-
0.4	0.2	-	-	-	-	-	-	-	-	-	-	-	-	-	-	-	-	-	-	-	-	-	-	-	-	-	-
11.4	5.5	-	-	-	-	-	-	-	-	-	-	-	-	-	-	-	-	-	-	-	-	-	-	-	-	-	-
1.8	0.9	-	-	-	-	-	-	-	-	-	-	-	-	-	-	-	-	-	-	-	-	-	-	-	-	-	-
1.5	1.5	-	-	-	-	-	-	-	-	-	-	-	-	-	-	-	-	-	-	-	-	-	-	-	-	-	-
3.5	-	-	-	-	-	-	-	-	-	-	-	-	-	-	-	-	-	-	-	-	-	-	-	-	-	-	-
0.3	0.3	-	-	-	-	-	-	-	-	-	-	-	-	-	-	-	-	-	-	-	-	-	-	-	-	-	-
0.3	0.3	-	-	-	-	-	-	-	-	-	-	-	-	-	-	-	-	-	-	-	-	-	-	-	-	-	-
0.3	0.3	-	-	-	-	-	-	-	-	-	-	-	-	-	-	-	-	-	-	-	-	-	-	-	-	-	-
0.3	0.3	-	-	-	-	-	-	-	-	-	-	-	-	-	-	-	-	-	-	-	-	-	-	-	-	-	-
0.3	0.3	-	-	-	-	-	-	-	-	-	-	-	-	-	-	-	-	-	-	-	-	-	-	-	-	-	-
0.3	0.3	-	-	-	-	-	-	-	-	-	-	-	-	-	-	-	-	-	-	-	-	-	-	-	-	-	-
0.3	0.3	-	-	-	-	-	-	-	-	-	-	-	-	-	-	-	-	-	-	-	-	-	-	-	-	-	-
0.5	0.5	-	-	-	-	-	-	-	-	-	-	-	-	-	-	-	-	-	-	-	-	-	-	-	-	-	-
0.5	0.5	-	-	-	-	-	-	-	-	-	-	-	-	-	-	-	-	-	-	-	-	-	-	-	-	-	-
0.2	0.2	-	-	-	-	-	-	-	-	-	-	-	-	-	-	-	-	-	-	-	-	-	-	-	-	-	-
0.8	0.8	-	-	-	-	-	-	-	-	-	-	-	-	-	-	-	-	-	-	-	-	-	-	-	-	-	-
-	-	-	-	-	-	-	-	-	-	-	-	-	-	-	-	-	-	-	-	-	-	-	-	-	-	-	-
-	-	-	-	-	-	-	-	-	-	-	-	-	-	-	-	-	-	-	-	-	-	-	-	-	-	-	-
-	-	-	-	-	-	-	-	-	-	-	-	-	-	-	-	-	-	-	-	-	-	-	-	-	-	-	-
-	-	-	-	-	-	-	-	-	-	-	-	-	-	-	-	-	-	-	-	-	-	-	-	-	-	-	-
-	-	-	-	-	-	-	-	-	-	-	-	-	-	-	-	-	-	-	-	-	-	-	-	-	-	-	-
-	-	-	-	-	-	-	-	-	-	-	-	-	-	-	-	-	-	-	-	-	-	-	-	-	-	-	-
-	-	-	-	-	-	-	-	-	-	-	-	-	-	-	-	-	-	-	-	-	-	-	-	-	-	-	-
-	-	-	-	-	-	-	-	-	-	-	-	-	-	-	-	-	-	-	-	-	-	-	-	-	-	-	-
-	-	-	-	-	-	-	-	-	-	-	-	-	-	-	-	-	-	-	-	-	-	-	-	-	-	-	-
-	-	-	-	-	-	-	-	-	-	-	-	-	-	-	-	-	-	-	-	-	-	-	-	-	-	-	-
-	-	-	-	-	-	-	-	-	-	-	-	-	-	-	-	-	-	-	-	-	-	-	-	-	-	-	-
-	-	-	-	-	-	-	-	-	-	-	-	-	-	-	-	-	-	-	-	-	-	-	-	-	-	-	-
-	-	-	-	-	-	-	-	-	-	-	-	-	-	-	-	-	-	-	-	-	-	-	-	-	-	-	-
-	-	-	-	-	-	-	-	-	-	-	-	-	-	-	-	-	-	-	-	-	-	-	-	-	-	-	-
-	-	-	-	-	-	-	-	-	-	-	-	-	-	-	-	-	-	-	-	-	-	-	-	-	-	-	-
-	-	-	-	-	-	-	-	-	-	-	-	-	-	-	-	-	-	-	-	-	-	-	-	-	-	-	-
-	-	-	-	-	-	-	-	-	-	-	-	-	-	-	-	-	-	-	-	-	-	-	-	-	-	-	-
-	-	-	-	-	-	-	-	-	-	-	-	-	-	-	-	-	-	-	-	-	-	-	-	-	-	-	-
-	-	-	-	-	-	-	-	-	-	-	-	-	-	-	-	-	-	-	-	-	-	-	-	-	-	-	-
-	-	-	-	-	-	-	-	-	-	-	-	-	-	-	-	-	-	-	-	-	-	-	-	-	-	-	-
-	-	-	-	-	-	-	-	-	-	-	-	-	-	-	-	-	-	-	-	-	-	-	-	-	-	-	-
-	-	-	-	-	-	-	-	-	-	-	-	-	-	-	-	-	-	-	-	-	-	-	-	-	-	-	-
-	-	-	-	-	-	-	-	-	-	-	-	-	-	-	-	-	-	-	-	-	-	-	-	-	-	-	-
-	-	-	-	-	-	-	-	-	-	-	-	-	-	-	-	-	-	-	-	-	-	-	-	-	-	-	-
-	-	-	-	-	-	-	-	-	-	-	-	-	-	-	-	-	-	-	-	-	-	-	-	-	-	-	-
-	-	-	-	-	-	-	-	-	-	-	-	-	-	-	-	-	-	-	-	-	-	-	-	-	-	-	-
-	-	-	-	-	-	-	-	-	-	-	-	-	-	-	-	-	-	-	-	-	-	-	-	-	-	-	-
-	-	-	-	-	-	-	-	-	-	-	-	-	-	-	-	-	-	-	-	-	-	-	-	-	-	-	-
-	-	-	-	-	-	-	-	-	-	-	-	-	-	-	-	-	-	-	-	-	-	-	-	-	-	-	-
-	-	-	-	-	-	-	-	-	-	-	-	-	-	-	-	-	-	-	-	-	-	-	-	-	-	-	-
-	-	-	-	-	-	-	-	-	-	-	-	-	-	-	-	-	-	-	-	-	-	-	-	-	-	-	-
-	-	-	-	-	-	-	-	-	-	-	-	-	-	-	-	-	-	-	-	-	-	-	-	-	-	-	-
-	-	-	-	-	-	-	-	-	-	-	-	-	-	-	-	-	-	-	-	-	-	-	-	-	-	-	-
-	-	-	-	-	-	-	-	-	-	-	-	-	-	-	-	-	-	-	-	-	-	-	-	-	-	-	-
-	-	-	-	-	-	-	-	-	-	-	-	-	-	-	-	-	-	-	-	-	-	-	-	-	-	-	-
-	-	-	-	-	-	-	-	-	-	-	-	-	-	-	-	-	-	-	-	-	-	-	-	-	-	-	-
-	-	-	-	-	-	-	-	-	-	-	-	-	-	-	-	-	-	-	-	-	-	-	-	-	-	-	-
-	-	-	-	-	-	-	-	-	-	-	-	-	-	-	-	-	-	-	-	-	-	-	-	-	-	-	-
-	-	-	-	-	-	-	-	-	-	-	-	-	-	-	-	-	-	-	-	-	-	-	-	-	-	-	-
-	-	-	-	-	-	-	-	-	-	-	-	-	-	-	-	-	-	-	-	-	-	-	-	-	-	-	-
-	-	-	-	-	-	-	-	-	-	-	-	-	-	-	-	-	-	-	-	-	-	-	-	-	-	-	-
-	-	-	-	-	-	-	-	-	-	-	-	-	-	-	-	-	-	-	-	-	-	-	-	-	-	-	-
-	-	-	-	-	-	-	-	-	-	-	-	-	-	-	-	-	-	-	-	-	-	-	-	-	-	-	-
-	-	-	-	-	-	-	-	-	-	-	-	-	-	-	-	-	-	-	-	-	-	-	-	-	-	-	-
-	-	-	-	-	-	-	-	-	-	-	-	-	-	-	-	-	-	-	-	-	-	-	-	-	-	-	-
-	-	-	-	-	-	-	-	-	-	-	-	-	-	-	-	-	-	-	-	-	-	-	-	-	-	-	-
-	-	-	-	-	-	-	-	-	-	-	-	-	-	-	-	-	-	-	-	-	-	-	-	-	-	-	-
-	-	-	-	-	-	-	-	-	-	-	-	-	-	-	-	-	-	-	-	-	-	-	-	-	-	-	-
-	-	-	-	-	-	-	-	-	-	-	-	-	-	-	-	-	-	-	-	-	-	-	-	-	-	-	-
-	-	-	-	-	-	-	-	-	-	-	-	-	-	-	-	-	-	-	-	-	-	-	-	-	-	-	-
-	-	-	-	-	-	-	-	-	-	-	-	-	-	-	-	-	-	-	-	-	-	-	-	-	-	-	-
-	-	-	-	-	-	-	-	-	-	-	-	-	-	-	-	-	-	-	-	-	-	-	-	-	-	-	-
-	-	-	-	-	-	-	-	-	-	-	-	-	-	-	-	-	-	-	-	-	-	-	-	-	-	-	-
-	-	-	-	-	-	-	-	-	-	-	-	-	-	-	-	-	-	-	-	-	-	-	-	-	-	-	-
-	-	-	-	-	-	-	-	-	-	-	-	-	-	-	-	-	-	-	-	-	-	-	-	-	-	-	-
-	-	-	-	-	-	-	-	-	-	-	-	-	-	-	-	-	-	-	-	-	-	-	-	-	-	-	-
-	-	-	-	-	-	-	-	-	-	-	-	-	-	-	-	-	-	-	-	-	-	-	-	-	-	-	-
-	-	-	-	-	-	-	-	-	-	-	-	-	-	-	-	-	-	-	-	-	-	-	-	-	-	-	-
-	-	-	-	-	-	-	-	-	-	-	-	-	-	-	-	-	-	-	-	-	-	-	-	-	-	-	-
-	-	-	-	-	-	-	-	-	-	-	-	-	-	-	-	-	-	-	-	-	-	-	-	-	-	-	-
-	-	-	-	-	-	-	-	-	-	-	-	-	-	-	-	-	-	-	-	-	-	-	-	-	-	-	-
-	-	-	-	-	-	-	-	-	-	-	-	-	-	-	-	-	-	-	-	-	-	-	-	-	-	-	-
-	-	-	-	-	-	-	-	-	-	-	-	-	-	-	-	-	-	-	-	-	-	-	-	-	-	-	-
-	-	-	-	-	-	-	-	-	-	-	-	-	-	-	-	-	-	-	-	-	-	-	-	-	-	-	-
-	-	-	-	-	-	-	-	-	-	-	-	-	-	-	-	-	-	-	-	-	-	-	-	-	-	-	-
-	-	-	-	-	-	-	-	-	-	-	-	-	-	-	-	-	-	-	-	-	-	-	-	-	-	-	-
-	-	-	-	-	-	-	-	-	-	-	-	-	-	-	-	-	-	-	-	-	-	-	-	-	-	-	-
-	-	-	-	-	-	-	-	-	-	-	-	-	-	-	-	-	-	-	-	-	-	-	-	-	-	-	-
-	-	-	-	-	-	-	-	-	-	-	-	-	-	-	-	-	-	-	-	-	-	-	-	-	-	-	-
-	-	-	-	-	-	-	-	-	-	-	-	-	-	-	-	-	-	-	-	-	-	-	-	-	-	-	-
-	-	-	-	-	-	-	-	-	-	-	-	-	-	-	-	-	-	-	-	-	-	-	-	-	-	-	-
-	-	-	-	-	-	-	-	-	-	-	-	-	-	-	-	-	-	-	-	-	-	-	-	-	-	-	-
-	-	-	-	-	-	-	-	-	-	-	-	-	-	-	-	-	-	-	-	-	-	-	-	-	-	-	-
-	-	-	-	-	-	-	-	-	-	-	-	-	-	-	-	-	-	-	-	-	-	-	-	-	-	-	-
-	-	-	-	-	-	-	-	-	-	-	-	-	-	-	-	-	-	-	-	-	-	-	-	-	-	-	-
-	-	-	-	-	-	-	-	-	-	-	-	-	-	-	-	-	-	-	-	-	-	-	-	-	-	-	-
-	-	-	-	-	-	-	-	-	-	-	-	-	-	-	-	-	-	-	-	-	-	-	-	-	-	-	-
-	-	-	-	-	-	-	-	-	-	-	-	-	-	-	-	-	-	-	-	-	-	-	-	-	-	-	-
-	-	-	-	-	-	-	-	-	-	-	-	-	-	-	-	-	-	-	-	-	-	-	-	-	-	-	-
-	-	-	-	-	-	-	-	-	-	-	-	-	-	-	-	-	-	-	-	-	-	-	-	-	-	-	-
-	-	-	-	-	-	-	-	-	-	-	-	-	-	-	-	-	-	-	-	-	-	-	-	-	-	-	-
-	-	-	-	-	-	-	-	-	-	-	-	-	-	-	-	-	-	-	-	-	-	-	-	-	-	-	-
-	-	-	-	-	-	-	-	-	-	-	-	-	-	-	-	-	-	-	-	-	-	-	-	-	-	-	-
-	-	-	-	-	-	-	-	-	-	-	-	-	-	-	-	-	-	-	-	-	-	-	-	-	-	-	-
-	-	-	-	-	-	-	-	-	-	-	-	-	-	-	-	-	-	-	-	-	-	-	-	-	-	-	-
-	-	-	-	-	-	-	-	-	-	-	-	-	-	-	-	-	-	-	-	-	-	-	-	-	-	-	-
-	-	-	-	-	-	-	-	-	-	-	-	-	-	-	-	-	-	-	-	-	-	-	-	-	-	-	-
-	-	-	-	-	-	-	-	-	-	-	-	-	-	-	-	-	-	-	-	-	-	-	-	-	-	-	-
-	-	-	-	-	-	-	-	-	-	-	-	-	-	-	-	-	-	-	-	-	-	-	-	-	-	-	-
-	-	-	-	-	-	-	-	-	-	-	-	-	-	-	-	-	-	-	-	-	-	-	-	-	-	-	-
-	-	-	-	-	-	-	-	-	-	-	-	-	-	-	-	-	-	-	-	-	-	-	-	-	-	-	-
-	-	-	-	-	-	-	-	-	-	-	-	-	-	-	-	-	-	-	-	-	-	-	-	-	-	-	-
-	-	-	-	-	-	-	-	-	-	-	-	-	-	-	-	-	-	-	-	-	-	-	-	-	-	-	-
-	-	-	-	-	-	-	-	-	-	-	-	-	-	-	-	-	-	-	-	-	-	-	-	-	-	-	-
-	-	-	-	-	-	-	-	-	-	-	-	-	-	-	-	-	-	-	-	-	-	-	-	-	-	-	-
-	-	-	-	-	-	-	-	-	-	-	-	-	-	-	-	-	-	-	-	-	-	-	-	-	-	-	-
-	-	-	-	-	-	-	-	-	-	-	-	-	-	-	-	-	-	-	-	-	-	-	-	-	-	-	-
-	-	-	-	-	-	-	-	-	-	-	-	-	-	-	-	-	-	-	-	-	-	-	-	-	-	-	-
-	-	-	-	-	-	-	-	-	-	-	-	-	-	-	-	-	-	-	-	-	-	-	-	-	-	-	-
-	-	-	-	-	-	-	-	-	-	-	-	-	-	-	-	-	-	-	-	-	-	-	-	-	-	-	-
-	-	-	-	-	-	-	-	-	-	-	-	-	-	-	-	-	-	-	-	-	-	-	-	-	-	-	-
-	-	-	-	-	-	-	-	-	-	-	-	-	-	-	-	-	-	-	-	-	-	-	-	-	-	-	-
-	-	-	-	-	-	-	-	-	-	-	-	-	-	-	-	-	-	-	-	-	-	-	-	-	-	-	-
-	-	-	-	-	-	-	-	-	-	-	-	-	-	-	-	-	-	-	-	-	-	-	-	-	-	-	-
-	-	-	-	-	-	-	-	-	-	-	-	-	-	-	-	-	-	-	-	-	-	-	-	-	-	-	-
-	-	-	-	-	-	-	-	-	-	-	-	-	-	-	-	-	-	-	-	-	-	-	-	-	-	-	-
-	-	-	-	-	-	-	-	-	-	-	-	-	-	-	-	-	-	-	-	-	-	-	-	-	-	-	-
-	-	-	-	-	-	-	-	-	-	-	-	-	-	-	-	-	-	-	-	-	-	-	-	-	-	-	-
-	-	-	-	-	-	-	-	-	-	-	-	-	-	-	-	-	-	-	-	-	-	-	-	-	-	-	-
-	-	-	-	-	-	-	-	-	-	-	-	-	-	-	-	-	-	-	-	-	-	-	-	-	-	-	-
-	-	-	-	-	-	-	-	-	-	-	-	-	-	-	-	-	-	-	-	-	-	-	-	-	-	-	-
-	-	-	-	-	-	-	-	-	-	-	-	-	-	-	-	-	-	-	-	-	-	-	-	-	-	-	-
-	-	-	-	-	-	-	-	-	-	-	-	-	-	-	-	-	-	-	-	-	-	-	-	-	-	-	-
-	-	-	-	-	-	-	-	-	-	-	-	-	-	-	-	-	-	-	-	-	-	-	-	-	-	-	-
-	-	-	-	-	-	-	-	-	-	-	-	-	-	-	-	-	-	-	-	-	-	-	-	-	-	-	-
-	-	-	-	-	-	-	-	-	-	-	-	-	-	-	-	-	-	-	-	-	-	-	-	-	-	-	-
-	-	-	-	-	-	-	-	-	-	-	-	-	-	-	-	-	-	-	-	-	-	-	-	-	-	-	-
-	-	-	-	-	-	-	-	-	-	-	-	-	-	-	-	-	-	-	-	-	-	-	-	-	-	-	-
-	-	-	-	-	-	-	-	-	-	-	-	-	-	-	-	-	-	-	-	-	-	-	-	-	-	-	-
-	-	-	-	-	-	-	-	-	-	-	-	-	-	-	-	-	-	-	-	-	-	-	-	-	-	-	-
-	-	-	-	-	-	-	-	-	-	-	-	-	-	-	-	-	-	-	-	-	-	-	-	-	-	-	-
-	-	-	-	-	-	-	-	-	-	-	-	-	-	-	-	-	-	-	-	-	-	-	-	-	-	-	-
-	-	-	-	-	-	-	-	-	-	-	-	-	-	-	-	-	-	-	-	-	-	-	-	-	-	-	-
-	-	-	-	-	-	-	-	-	-	-	-	-	-	-	-	-	-	-	-	-	-	-	-	-	-	-	-
-	-	-	-	-	-	-	-	-	-	-	-	-	-	-	-	-	-	-	-	-	-	-	-	-	-	-	-
-	-	-	-	-	-	-	-	-	-	-	-	-	-	-	-	-	-	-	-	-	-	-	-	-	-	-	-
-	-	-	-	-	-	-	-	-	-	-	-	-	-	-	-	-	-	-	-	-	-	-	-	-	-	-	-
-	-	-	-	-	-	-	-	-	-	-	-	-	-	-	-	-	-	-	-	-	-	-	-	-	-	-	-
-	-	-	-	-	-	-	-	-	-	-	-	-	-	-	-	-	-	-	-	-	-	-	-	-	-	-	-
-	-	-	-	-	-	-	-	-	-	-	-	-	-	-	-	-	-	-	-	-	-	-	-	-	-	-	-
-	-	-	-	-	-	-	-	-	-	-	-	-	-	-	-	-	-	-	-	-	-	-	-	-	-	-	-
-	-	-	-	-	-	-	-	-	-	-	-	-	-	-	-	-	-	-	-	-	-	-	-	-	-	-	-
-	-	-	-	-	-	-	-	-	-	-	-	-	-	-	-	-	-	-	-	-	-	-	-	-	-	-	-
-	-	-	-	-	-	-	-	-	-	-	-	-	-	-	-	-	-	-	-	-	-	-	-	-	-	-	-
-	-	-	-	-	-	-	-	-	-	-	-	-	-	-	-	-	-	-	-	-	-	-	-	-	-	-	-
-	-	-	-	-	-	-	-	-	-	-	-	-	-	-	-	-	-	-	-	-	-	-	-	-	-	-	-
-	-	-	-	-	-	-	-	-	-	-	-	-	-	-	-	-	-	-	-	-	-	-	-	-	-	-	-
-	-	-	-	-	-	-	-	-	-	-	-	-	-	-	-	-	-	-	-	-	-	-	-	-	-	-	-
-	-	-	-	-	-	-	-	-	-	-	-	-	-	-	-	-	-	-	-	-	-	-	-	-	-	-	-
-	-	-	-	-	-	-	-	-	-	-	-	-	-	-	-	-	-	-	-	-	-	-	-	-	-	-	-
-	-	-	-	-	-	-	-	-	-	-	-	-	-	-	-	-	-	-	-	-	-	-	-	-	-	-	-
-	-	-	-	-	-	-	-	-	-	-	-	-	-	-	-	-	-	-	-	-	-	-	-	-	-	-	-
-	-	-	-	-	-	-	-	-	-	-	-	-	-	-	-	-	-	-	-	-	-	-	-	-	-	-	-
-	-	-	-	-	-	-	-	-	-	-	-	-	-	-	-	-	-	-	-	-	-	-	-	-	-	-	-
-	-	-	-	-	-	-	-	-	-	-	-	-	-	-	-	-	-	-	-	-	-	-	-	-	-	-	-
-	-	-	-	-	-	-	-	-	-	-	-	-	-	-	-	-	-	-	-	-	-	-	-	-	-	-	-
-	-	-	-	-	-	-	-	-	-	-	-	-	-	-	-	-	-	-	-	-	-	-	-	-	-	-	-
-	-	-	-	-	-	-	-	-	-	-	-	-	-	-	-	-	-	-	-	-	-	-	-	-	-	-	-
-	-	-	-	-	-	-	-	-	-	-	-	-	-	-	-	-	-	-	-	-	-	-	-	-	-	-	-
-	-	-	-	-	-	-	-	-	-	-	-	-	-	-	-	-	-	-	-	-	-	-	-	-	-	-	-
-	-	-	-	-	-	-	-	-	-	-	-	-	-	-	-	-	-	-	-	-	-	-	-	-	-	-	-
-	-	-	-	-	-	-	-	-	-	-	-	-	-	-	-	-	-	-	-	-	-	-	-	-	-	-	-
-	-	-	-	-	-	-	-	-	-	-	-	-	-	-	-	-	-	-	-	-	-	-	-	-	-	-	-
-	-	-	-	-	-	-	-	-	-	-	-	-	-	-	-	-	-	-	-	-	-	-	-	-	-	-	-
-	-	-	-	-	-	-	-	-	-	-	-	-	-	-	-	-	-	-	-	-	-	-	-	-	-	-	-
-	-	-	-	-	-	-	-	-	-	-	-	-	-	-	-	-	-	-	-	-	-	-	-	-	-	-	-
-	-	-	-	-	-	-	-	-	-	-	-	-	-	-	-	-	-	-	-	-	-	-	-	-	-	-	-
-	-	-	-	-	-	-	-	-	-	-	-	-	-	-	-	-	-	-	-	-	-	-	-	-	-	-	-
-	-	-	-	-	-	-	-	-	-	-	-	-	-	-	-	-	-	-	-	-	-	-	-	-	-	-	-
-	-	-	-	-	-	-	-	-	-	-	-	-	-	-	-	-	-	-	-	-	-	-	-	-	-	-	-
-	-	-	-	-	-	-	-	-	-	-	-	-	-	-	-	-	-	-	-	-	-	-	-	-	-	-	-
-	-	-	-	-	-	-	-	-	-	-	-	-	-	-	-	-	-	-	-	-	-	-	-	-	-	-	-
-	-	-	-	-	-	-	-	-	-	-	-	-	-	-	-	-	-	-	-	-	-	-	-	-	-	-	-
-	-	-	-	-	-	-	-	-	-	-	-	-	-	-	-	-	-	-	-	-	-	-	-	-	-	-	-
-	-	-	-	-	-	-	-	-	-	-	-	-	-	-	-	-	-	-	-	-	-	-	-	-	-	-	-
-	-	-	-	-	-	-	-	-	-	-	-	-	-	-	-	-	-	-	-	-	-	-	-	-	-	-	-
-	-	-	-	-	-	-	-	-	-	-	-	-	-	-	-	-	-	-	-	-	-	-	-	-	-	-	-
-	-	-	-	-	-	-	-	-	-	-	-	-	-	-	-	-	-	-	-	-	-	-	-	-	-	-	-
-	-	-	-	-	-	-	-	-	-	-	-	-	-	-	-	-	-	-	-	-	-	-	-	-	-	-	-
-	-	-	-	-	-	-	-	-	-	-	-	-	-	-	-	-	-	-	-	-	-	-	-	-	-	-	-
-	-	-	-	-	-	-	-	-	-	-	-	-	-	-	-	-	-	-	-	-	-	-	-	-	-	-	-
-	-	-	-	-	-	-	-	-	-	-	-	-	-	-	-	-	-	-	-	-	-	-	-	-	-	-	-
-	-	-	-	-	-	-	-	-	-	-	-	-	-	-	-	-	-	-	-	-	-	-	-	-	-	-	-
-	-	-	-	-	-	-	-	-	-	-	-	-	-	-	-	-	-	-	-	-	-	-	-	-	-	-	-
-	-	-	-	-	-	-	-	-	-	-	-	-	-	-	-	-	-	-	-	-	-	-	-	-	-	-	-
-	-	-	-	-	-	-	-	-	-	-	-	-	-	-	-	-	-	-	-	-	-	-	-	-	-	-	-
-	-	-	-	-	-	-	-	-	-	-	-	-	-	-	-	-	-	-	-	-	-	-	-	-	-	-	-
-	-	-	-	-	-	-	-	-	-	-	-	-	-	-	-	-	-	-	-	-	-	-	-	-	-	-	-
-	-	-	-	-	-	-	-	-	-	-	-	-	-	-	-	-	-	-	-	-	-	-	-	-	-	-	-
-	-	-	-	-	-	-	-	-	-	-	-	-	-	-	-	-	-	-	-	-	-	-	-	-	-	-	-



																		Customer capital contributions (CCCs)												
RIIO-T2 2025 £m Forecast	RIIO-T2 2026 £m Forecast	2027 £m Forecast	2028 £m Forecast	2029 £m Forecast	2030 £m Forecast	2031 £m Forecast	>2031 £m Forecast	Prior to RIIO-T1 £m Actual	RIIO-T1 2014 £m Actuals	RIIO-T1 2015 £m Actuals	RIIO-T1 2016 £m Actuals	RIIO-T1 2017 £m Actuals	RIIO-T1 2018 £m Actuals	RIIO-T1 2019 £m Forecast	RIIO-T1 2020 £m Forecast	RIIO-T1 2021 £m Forecast	RIIO-T2 2022 £m Forecast	RIIO-T2 2023 £m Forecast	RIIO-T2 2024 £m Forecast	RIIO-T2 2025 £m Forecast	RIIO-T2 2026 £m Forecast	2027 £m Forecast	2028 £m Forecast	2029 £m Forecast	2030 £m Forecast	2031 £m Forecast	>2031 £m Forecast	Internal Checks 1	Internal Checks 2	Internal Checks 3
10.302	0.000																													
0.000	0.000																													
0.000	0.000																													
0.000	0.000																													
23.568	6.546																													
0.000	0.000																													
0.000	0.000																													
0.000	10.043																													
4.726	8.513																													
4.810	8.062																													
43.868	11.359																													
2.063	0.000																													
0.000	0.000																													
0.000	0.000																													
6.240	0.000																													
7.605	0.000																													
0.723	4.912																													
4.757	35.919																													
0.000	0.000																													
0.000	0.000																													
26.299	1.532																													
41.004	3.208																													
0.102	12.098																													
20.408	15.137																													
0.000	0.000																													
0.000	0.000																													
8.792	0.000																													
17.753	4.777																													
0.000	0.000																													
1.270	0.000																													
0.000	0.000																													
2.398	1.151																													
2.054	0.026																													
0.174	0.000																													
0.384	2.184																													
4.669	1.953																													
7.776	1.732																													
5.500	2.640																													
2.982	1.432																													
1.443	0.211																													
0.440	0.211																													
0.388	0.186																													
11.364	5.455																													
1.831	0.879																													
1.500	1.500																													
3.500	0.000																													
0.301	0.301																													
0.325	0.325																													
0.325	0.325																													
0.314	0.314																													
0.325	0.325																													
0.325	0.325																													
0.325	0.325																													
0.541	0.541																													
0.542	0.542																													
0.249	0.249																													
0.758	0.758																													



End of List	End of List	End of List	End of List	End of List	End of List	End of List	End of List	End of List	End of List	End of List	End of List	End of List	End of List	End of List	End of List	End of List	End of List	End of List	End of List	End of List	End of List	End of List	End of List	End of List	End of List	End of List	End of List	End of List	End of List	End of List

RIIO-T2 Business Plan Data Template
Scottish Hydro Electric Transmission
Workbook C: Non Load
Version 1.0 - Submitted on 09 Dec 2019
Sheet: C2.11 Spares
Prices Base: 2018/19

Asset Volumes and Costs:

Costs

Asset Class	Name	Voltage	Units	2014 £m	2015 £m	2016 £m	2017 £m	2018 £m	2019 £m	2020 £m	2021 £m	2022 £m	2023 £m	2024 £m	2025 £m	2026 £m	2027 £m	2028 £m	2029 £m	2030 £m	2031 £m	>2031 £m	Total RIIO T1 £m	Total RIIO T2 £m	Total RIIO >T2 £m
				RIIO T1								RIIO T2					RIIO >T2						Total		
Cable	6.6/11kV UG Cable	HV	km									0.350	0.350	0.350	0.350	0.350							-	1.750	-
Circuit Breaker	6.6/11kV CB (GM) Primary	HV	Each																				-	-	-
Circuit Breaker	6.6/11kV Switch	HV	Each																				-	-	-
Cable	33kV UG Cable (Gas)	33	km																				-	-	-
Cable	33kV UG Cable (Non Pressurised)	33	km																				-	-	-
Cable	33kV UG Cable (Oil)	33	km																				-	-	-
Circuit Breaker	33kV CB (Air Insulated Busbars) (ID) (GM)	33	Each																				-	-	-
Circuit Breaker	33kV CB (Air Insulated Busbars) (OD) (GM)	33	Each																				-	-	-
Circuit Breaker	33kV CB (Gas Insulated Busbars) (ID) (GM)	33	Each																				-	-	-
Circuit Breaker	33kV CB (Gas Insulated Busbars) (OD) (GM)	33	Each																				-	-	-
Circuit Breaker	33kV Switch (GM)	33	Each																				-	-	-
Circuit Breaker	33kV Switchgear - Other	33	Each																				-	-	-
Earth Wire	33kV OHL (Tower Line) Earth Wire	33	km																				-	-	-
Earth Wire Fittings	33kV Earth Wire Fittings	33	Per Set																				-	-	-
Overhead Pole Line	33kV OHL (Pole Line) Conductor	33	km																				-	-	-
Overhead Pole Line	33kV Pole	33	Each																				-	-	-
Overhead Line Fittings	33kV Fittings	33	Each																				-	-	-
Overhead Tower Line	33kV Tower	33	Each																				-	-	-
Overhead Tower Line	33kV OHL (Tower Line) Conductor	33	km																				-	-	-
Cable	132kV Sub Cable	132	km																				-	-	-
Cable	132kV UG Cable (Gas)	132	km																				-	-	-
Cable	132kV UG Cable (Non Pressurised)	132	km																				-	-	-
Cable	132kV UG Cable (Oil)	132	km																				-	-	-
Circuit Breaker	132kV CB (Air Insulated Busbars) (ID)	132	Each																				-	-	-
Circuit Breaker	132kV CB (Air Insulated Busbars) (OD)	132	Each									0.100	-	-	-	-							-	0.100	-
Circuit Breaker	132kV CB (Gas Insulated Busbars) (ID)	132	Each									0.200	0.200	0.200	0.200	0.200							-	1.000	-
Circuit Breaker	132kV CB (Gas Insulated Busbars) (OD)	132	Each																				-	-	-
Circuit Breaker	132kV Switchgear - Other	132	Each																				-	-	-
Earth Wire	132kV OHL (Tower Line) Earth Wire	132	km																				-	-	-
Earth Wire Fittings	132kV Earth Wire Fittings	132	Per Set																				-	-	-
FACTS	132kV FACTS Equipment	132	Per Installation																				-	-	-
Overhead Pole Line	132kV OHL (Pole Line) Conductor	132	km																				-	-	-
Overhead Pole Line	132kV Pole	132	Each																				-	-	-
Overhead Line Fittings	132kV Fittings	132	Each									0.100	0.100	0.100	0.100	0.100							-	0.500	-
Overhead Tower Line	132kV Tower	132	Each																				-	-	-
Overhead Tower Line	132kV OHL (Tower Line) Conductor	132	km																				-	-	-
Reactor	132kV Reactor	132	Each																				-	-	-
Transformer	132kV Transformer	132	Each									0.618	-	-	-	-							-	0.618	-
Cable	275kV Sub Cable	275	km																				-	-	-
Cable	275kV UG Cable (Gas)	275	km																				-	-	-
Cable	275kV UG Cable (Non Pressurised)	275	km																				-	-	-
Cable	275kV UG Cable (Oil)	275	km																				-	-	-
Circuit Breaker	275kV CB (Air Insulated Busbars) (ID)	275	Each																				-	-	-
Circuit Breaker	275kV CB (Air Insulated Busbars) (OD)	275	Each									0.150	-	-	-	-							-	0.150	-
Circuit Breaker	275kV CB (Gas Insulated Busbars) (ID)	275	Each									0.300	0.300	0.300	0.300	0.300							-	1.500	-
Circuit Breaker	275kV CB (Gas Insulated Busbars) (OD)	275	Each																				-	-	-
Circuit Breaker	275kV Switchgear - Other	275	Each																				-	-	-
Earth Wire	275kV OHL (Tower Line) Earth Wire	275	km																				-	-	-
Earth Wire Fittings	275kV Earth Wire Fittings	275	Per Set																				-	-	-
FACTS	275kV FACTS Equipment	275	Per Installation																				-	-	-
Overhead Pole Line	275kV OHL (Pole Line) Conductor	275	km																				-	-	-
Overhead Pole Line	275kV Pole	275	Each																				-	-	-
Overhead Line Fittings	275kV Fittings	275	Each																				-	-	-
Overhead Tower Line	275kV Tower	275	Each																				-	-	-
Overhead Tower Line	275kV OHL (Tower Line) Conductor	275	km																				-	-	-
Reactor	275kV Reactor	275	Each																				-	-	-
Transformer	275kV Transformer	275	Each									2.572	-	-	-	-							-	2.572	-
Cable	400kV Sub Cable	400	km																				-	-	-
Cable	400kV UG Cable (Gas)	400	km																				-	-	-
Cable	400kV UG Cable (Non Pressurised)	400	km																				-	-	-
Cable	400kV UG Cable (Oil)	400	km																				-	-	-
Circuit Breaker	400kV CB (Air Insulated Busbars) (ID)	400	Each																				-	-	-
Circuit Breaker	400kV CB (Air Insulated Busbars) (OD)	400	Each									0.250	-	-	-	-							-	0.250	-
Circuit Breaker	400kV CB (Gas Insulated Busbars) (ID)	400	Each									0.450	0.450	0.450	0.450	0.450							-	2.250	-
Circuit Breaker	400kV CB (Gas Insulated Busbars) (OD)	400	Each																				-	-	-
Circuit Breaker	400kV Switchgear - Other	400	Each																				-	-	-
Earth Wire	400kV OHL (Tower Line) Earth Wire	400	km																				-	-	-
Earth Wire Fittings	400kV Earth Wire Fittings	400	Per Set																				-	-	-
FACTS	400kV FACTS Equipment	400	Per Installation																				-	-	-
Overhead Pole Line	400kV OHL (Pole Line) Conductor	400	km																				-	-	-
Overhead Pole Line	400kV Pole	400	Each																				-	-	-
Overhead Line Fittings	400kV Fittings	400	Each																				-	-	-
Overhead Tower Line	400kV Tower	400	Each																				-	-	-
Overhead Tower Line	400kV OHL (Tower Line) Conductor	400	km																				-	-	-
Reactor	400kV Reactor	400	Each																				-	-	-
Transformer	400kV Transformer	400	Each																				-	-	-
HVDC	Convertor Transformer	HVDC	Per Installation																				-	-	-
HVDC	HVDC	HVDC	Other																				-	-	-
HVDC	HVDC Equipment	HVDC	Other																				-	-	-
HVDC	HVDC Cable	HVDC	Other																				-	-	-
HVDC	HVDC Subsea Cable	HVDC	Other																				-	-	-
HVDC	HVDC Overhead Conductor	HVDC	Other																				-	-	-
Protection	Protection Schemes	Other	Individual Schemes									0.100	0.100	0.100	0.100	0.100							-	0.500	-
Protection	Pilot Wire Overhead	Other	km																				-	-	-
Protection	Pilot Wire Underground	Other	km																				-	-	-
Protection	Multicore Cable	Other	km																				-	-	-
Cable Bridge	Cable Bridge	Bridge	Each																				-	-	-
Cable Tunnel	Cable Tunnel	Tunnel	km																				-	-	-
Batteries	Batteries at 132kV Substations	Batteries	Each									0.300	-	0.300	-	-							-	0.600	-
Batteries	Batteries at 275kV Substations	Batteries	Each																				-	-	-
Batteries	Batteries at 400kV Substations	Batteries	Each																				-	-	-
Total	**Cable**	**HV**	**km**	-	-	-	-	-	-	-	-	0.350	0.350	0.350	0.350	0.350	-	-	-	-	-	-	-	1.750	-
Total	**Circuit Breaker**	**HV**	**Each**	-	-	-	-	-	-	-	-	-	-	-	-	-	-	-	-	-	-	-	-	-	-
Total	**Cable**	**33**	**km**	-	-	-	-	-	-	-	-	-	-	-	-	-	-	-	-	-	-	-	-	-	-
Total	**Circuit Breaker**	**33**	**Each**	-	-	-	-	-	-	-	-	-	-	-	-	-	-	-	-	-	-	-	-	-	-
Total	**Earth Wire**	**33**	**km**	-	-	-	-	-	-	-	-	-	-	-	-	-	-	-	-	-	-	-	-	-	-
Total	**Earth Wire Fittings**	**33**	**Per Set**	-	-	-	-	-	-	-	-	-	-	-	-	-	-	-	-	-	-	-	-	-	-
Total	**Overhead Pole Line**	33	**km**	-	-	-	-	-	-	-	-	-	-	-	-	-	-	-	-	-	-	-	-	-	-
Total	**Overhead Pole Line**	**33**	**Each**	-	-	-	-	-	-	-	-	-	-	-	-	-	-	-	-	-	-	-	-	-	-
Total	**Overhead Line Fittings**	**33**	**Each**	-	-	-	-	-	-	-	-	-	-	-	-	-	-	-	-	-	-	-	-	-	-
Total	**Overhead Tower Line**	**33**	**Each**	-	-	-	-	-	-	-	-	-	-	-	-	-	-	-	-	-	-	-	-	-	-
Total	**Overhead Tower Line**	**33**	**km**	-	-	-	-	-	-	-	-	-	-	-	-	-	-	-	-	-	-	-	-	-	-
Total	**Cable**	**132**	**km**	-	-	-	-	-	-	-	-	-	-	-	-	-	-	-	-	-	-	-	-	-	-
Total	**Circuit Breaker**	**132**	**Each**	-	-	-	-	-	-	-	-	0.300	0.200	0.200	0.200	0.200	-	-	-	-	-	-	-	1.100	-
Total	**Earth Wire**	**132**	**km**	-	-	-	-	-	-	-	-	-	-	-	-	-	-	-	-	-	-	-	-	-	-
Total	**Earth Wire Fittings**	**132**	**Per Set**	-	-	-	-	-	-	-	-	-	-	-	-	-	-	-	-	-	-	-	-	-	-
Total	**FACTS**	**132**	**Per Installation**	-	-	-	-	-	-	-	-	-	-	-	-	-	-	-	-	-	-	-	-	-	-
Total	**Overhead Pole Line**	**132**	**km**	-	-	-	-	-	-	-	-	-	-	-	-	-	-	-	-	-	-	-	-	-	-
Total	**Overhead Pole Line**	**132**	**Each**	-	-	-	-	-	-	-	-	-	-	-	-	-	-	-	-	-	-	-	-	-	-
Total	**Overhead Line Fittings**	**132**	**Each**	-	-	-	-	-	-	-	-	0.100	0.100	0.100	0.100	0.100	-	-	-	-	-	-	-	0.500	-
Total	**Overhead Tower Line**	**132**	**Each**	-	-	-	-	-	-	-	-	-	-	-	-	-	-	-	-	-	-	-	-	-	-
Total	**Overhead Tower Line**	**132**	**km**	-	-	-	-	-	-	-	-	-	-	-	-	-	-	-	-	-	-	-	-	-	-
Total	**Reactor**	**132**	**Each**	-	-	-	-	-	-	-	-	-	-	-	-	-	-	-	-	-	-	-	-	-	-
Total	**Transformer**	**132**	**Each**	-	-	-	-	-	-	-	-	0.618	-	-	-	-	-	-	-	-	-	-	-	0.618	-
Total	**Cable**	**275**	**km**	-	-	-	-	-	-	-	-	-	-	-	-	-	-	-	-	-	-	-	-	-	-
Total	**Circuit Breaker**	**275**	**Each**	-	-	-	-	-	-	-	-	0.450	0.300	0.300	0.300	0.300	-	-	-	-	-	-	-	1.650	-
Total	**Earth Wire**	**275**	**km**	-	-	-	-	-	-	-	-	-	-	-	-	-	-	-	-	-	-	-	-	-	-
Total	**Earth Wire Fittings**	**275**	**Per Set**	-	-	-	-	-	-	-	-	-	-	-	-	-	-	-	-	-	-	-	-	-	-
Total	**FACTS**	**275**	**Per Installation**	-	-	-	-	-	-	-	-	-	-	-	-	-	-	-	-	-	-	-	-	-	-
Total	**Overhead Pole Line**	**275**	**km**	-	-	-	-	-	-	-	-	-	-	-	-	-	-	-	-	-	-	-	-	-	-
Total	**Overhead Pole Line**	**275**	**Each**	-	-	-	-	-	-	-	-	-	-	-	-	-	-	-	-	-	-	-	-	-	-
Total	**Overhead Line Fittings**	**275**	**Each**	-	-	-	-	-	-	-	-	-	-	-	-	-	-	-	-	-	-	-	-	-	-
Total	**Overhead Tower Line**	**275**	**Each**	-	-	-	-	-	-	-	-	-	-	-	-	-	-	-	-	-	-	-	-	-	-
Total	**Overhead Tower Line**	**275**	**km**	-	-	-	-	-	-	-	-	-	-	-	-	-	-	-	-	-	-	-	-	-	-
Total	**Reactor**	**275**	**Each**	-	-	-	-	-	-	-	-	-	-	-	-	-	-	-	-	-	-	-	-	-	-
Total	**Transformer**	**275**	**Each**	-	-	-	-	-	-	-	-	2.572	-	-	-	-	-	-	-	-	-	-	-	2.572	-
Total	**Cable**	**400**	**km**	-	-	-	-	-	-	-	-	-	-	-	-	-	-	-	-	-	-	-	-	-	-
Total	**Circuit Breaker**	**400**	**Each**	-	-	-	-	-	-	-	-	0.700	0.450	0.450	0.450	0.450	-	-	-	-	-	-	-	2.500	-
Total	**Earth Wire**	**400**	**km**	-	-	-	-	-	-	-	-	-	-	-	-	-	-	-	-	-	-	-	-	-	-
Total	**Earth Wire Fittings**	**400**	**Per Set**	-	-	-	-	-	-	-	-	-	-	-	-	-	-	-	-	-	-	-	-	-	-
Total	**FACTS**	**400**	**Per Installation**	-	-	-	-	-	-	-	-	-	-	-	-	-	-	-	-	-	-	-	-	-	-
Total	**Overhead Pole Line**	**400**	**km**	-	-	-	-	-	-	-	-	-	-	-	-	-	-	-	-	-	-	-	-	-	-
Total	**Overhead Pole Line**	**400**	**Each**	-	-	-	-	-	-	-	-	-	-	-	-	-	-	-	-	-	-	-	-	-	-
Total	**Overhead Line Fittings**	**400**	**Each**	-	-	-	-	-	-	-	-	-	-	-	-	-	-	-	-	-	-	-	-	-	-
Total	**Overhead Tower Line**	**400**	**Each**	-	-	-	-	-	-	-	-	-	-	-	-	-	-	-	-	-	-	-	-	-	-
Total	**Overhead Tower Line**	**400**	**km**	-	-	-	-	-	-	-	-	-	-	-	-	-	-	-	-	-	-	-	-	-	-
Total	**Reactor**	**400**	**Each**	-	-	-	-	-	-	-	-	-	-	-	-	-	-	-	-	-	-	-	-	-	-
Total	**Transformer**	**400**	**Each**	-	-	-	-	-	-	-	-	-	-	-	-	-	-	-	-	-	-	-	-	-	-
Total	**HVDC**	**HVDC**	**Per Installation**	-	-	-	-	-	-	-	-	-	-	-	-	-	-	-	-	-	-	-	-	-	-
Total	**HVDC**	**HVDC**	**Other**	-	-	-	-	-	-	-	-	-	-	-	-	-	-	-	-	-	-	-	-	-	-
Total	**Protection**	**Other**	**Individual Schemes**	-	-	-	-	-	-	-	-	0.100	0.100	0.100	0.100	0.100	-	-	-	-	-	-	-	0.500	-
Total	**Protection**	**Other**	**km**	-	-	-	-	-	-	-	-	-	-	-	-	-	-	-	-	-	-	-	-	-	-
Total	**Cable Bridge**	**Bridge**	**Each**	-	-	-	-	-	-	-	-	-	-	-	-	-	-	-	-	-	-	-	-	-	-
Total	**Cable Tunnel**	**Tunnel**	**km**	-	-	-	-	-	-	-	-	-	-	-	-	-	-	-	-	-	-	-	-	-	-
Total	**Batteries**	**Batteries**	**Each**	-	-	-	-	-	-	-	-	0.300	-	0.300	-	-	-	-	-	-	-	-	-	0.600	-
	Expenditure Insurred not yet resulting in Asset Energisation																						-	-	-
Protection - Memo	11kV VT	Other	Each																						
Protection - Memo	33kV VT	Other	Each																						
Protection - Memo	132kV VT	Other	Each																						
Protection - Memo	132kV CT	Other	Each																						
Protection - Memo	275kV VT	Other	Each																						
Protection - Memo	275kV CT	Other	Each																						
Protection - Memo	400kV VT	Other	Each																						
Protection - Memo	400kV CT	Other	Each																						

Asset Additions/Activity Volumes

Asset Class	Name	Voltage	Units	2014 #	2015 #	2016 #	2017 #	2018 #	2019 #	2020 #	2021 #	2022 #	2023 #	2024 #	2025 #	2026 #	2027 #	2028 #	2029 #	2030 #	2031 #	>2031 #
				RIIO T1								RIIO T2					RIIO >T2					
Cable	6.6/11kV UG Cable	HV	km																			
Circuit Breaker	6.6/11kV CB (GM) Primary	HV	Each																			
Circuit Breaker	6.6/11kV Switch	HV	Each																			
Cable	33kV UG Cable (Gas)	33	km																			
Cable	33kV UG Cable (Non Pressurised)	33	km																			
Cable	33kV UG Cable (Oil)	33	km																			
Circuit Breaker	33kV CB (Air Insulated Busbars) (ID) (GM)	33	Each																			
Circuit Breaker	33kV CB (Air Insulated Busbars) (OD) (GM)	33	Each																			
Circuit Breaker	33kV CB (Gas Insulated Busbars) (ID) (GM)	33	Each																			
Circuit Breaker	33kV CB (Gas Insulated Busbars) (OD) (GM)	33	Each																			
Circuit Breaker	33kV Switch (GM)	33	Each																			
Circuit Breaker	33kV Switchgear - Other	33	Each																			
Earth Wire	33kV OHL (Tower Line) Earth Wire	33	km																			
Earth Wire Fittings	33kV Earth Wire Fittings	33	Per Set																			
Overhead Pole Line	33kV OHL (Pole Line) Conductor	33	km																			
Overhead Pole Line	33kV Pole	33	Each																			
Overhead Line Fittings	33kV Fittings	33	Each																			
Overhead Tower Line	33kV Tower	33	Each																			
Overhead Tower Line	33kV OHL (Tower Line) Conductor	33	km																			
Cable	132kV Sub Cable	132	km																			
Cable	132kV UG Cable (Gas)	132	km																			
Cable	132kV UG Cable (Non Pressurised)	132	km																			
Cable	132kV UG Cable (Oil)	132	km																			
Circuit Breaker	132kV CB (Air Insulated Busbars) (ID)	132	Each																			
Circuit Breaker	132kV CB (Air Insulated Busbars) (OD)	132	Each																			
Circuit Breaker	132kV CB (Gas Insulated Busbars) (ID)	132	Each																			
Circuit Breaker	132kV CB (Gas Insulated Busbars) (OD)	132	Each																			
Circuit Breaker	132kV Switchgear - Other	132	Each																			
Earth Wire	132kV OHL (Tower Line) Earth Wire	132	km																			
Earth Wire Fittings	132kV Earth Wire Fittings	132	Per Set																			
FACTS	132kV FACTS Equipment	132	Per Installation																			
Overhead Pole Line	132kV OHL (Pole Line) Conductor	132	km																			
Overhead Pole Line	132kV Pole	132	Each																			
Overhead Line Fittings	132kV Fittings	132	Each																			
Overhead Tower Line	132kV Tower	132	Each																			
Overhead Tower Line	132kV OHL (Tower Line) Conductor	132	km																			
Reactor	132kV Reactor	132	Each																			
Transformer	132kV Transformer	132	Each																			
Cable	275kV Sub Cable	275	km																			
Cable	275kV UG Cable (Gas)	275	km																			
Cable	275kV UG Cable (Non Pressurised)	275	km																			
Cable	275kV UG Cable (Oil)	275	km																			
Circuit Breaker	275kV CB (Air Insulated Busbars) (ID)	275	Each																			
Circuit Breaker	275kV CB (Air Insulated Busbars) (OD)	275	Each																			
Circuit Breaker	275kV CB (Gas Insulated Busbars) (ID)	275	Each																			
Circuit Breaker	275kV CB (Gas Insulated Busbars) (OD)	275	Each																			
Circuit Breaker	275kV Switchgear - Other	275	Each																			
Earth Wire	275kV OHL (Tower Line) Earth Wire	275	km																			
Earth Wire Fittings	275kV Earth Wire Fittings	275	Per Set																			
FACTS	275kV FACTS Equipment	275	Per Installation																			
Overhead Pole Line	275kV OHL (Pole Line) Conductor	275	km																			
Overhead Pole Line	275kV Pole	275	Each																			
Overhead Line Fittings	275kV Fittings	275	Each																			
Overhead Tower Line	275kV Tower	275	Each																			
Overhead Tower Line	275kV OHL (Tower Line) Conductor	275	km																			
Reactor	275kV Reactor	275	Each																			
Transformer	275kV Transformer	275	Each																			
Cable	400kV Sub Cable	400	km																			
Cable	400kV UG Cable (Gas)	400	km																			
Cable	400kV UG Cable (Non Pressurised)	400	km																			
Cable	400kV UG Cable (Oil)	400	km																			
Circuit Breaker	400kV CB (Air Insulated Busbars) (ID)	400	Each																			
Circuit Breaker	400kV CB (Air Insulated Busbars) (OD)	400	Each																			
Circuit Breaker	400kV CB (Gas Insulated Busbars) (ID)	400	Each																			
Circuit Breaker	400kV CB (Gas Insulated Busbars) (OD)	400	Each																			
Circuit Breaker	400kV Switchgear - Other	400	Each																			
Earth Wire	400kV OHL (Tower Line) Earth Wire	400	km																			
Earth Wire Fittings	400kV Earth Wire Fittings	400	Per Set																			
FACTS	400kV FACTS Equipment	400	Per Installation																			
Overhead Pole Line	400kV OHL (Pole Line) Conductor	400	km																			
Overhead Pole Line	400kV Pole	400	Each																			
Overhead Line Fittings	400kV Fittings	400	Each																			
Overhead Tower Line	400kV Tower	400	Each																			
Overhead Tower Line	400kV OHL (Tower Line) Conductor	400	km																			
Reactor	400kV Reactor	400	Each																			
Transformer	400kV Transformer	400	Each																			
HVDC	Convertor Transformer	HVDC	Per Installation																			
HVDC	HVDC	HVDC	Other																			
HVDC	HVDC Equipment	HVDC	Other																			
HVDC	HVDC Cable	HVDC	Other																			
HVDC	HVDC Subsea Cable	HVDC	Other																			
HVDC	HVDC Overhead Conductor	HVDC	Other																			
Protection	Protection Schemes	Other	Individual Schemes																			
Protection	Pilot Wire Overhead	Other	km																			
Protection	Pilot Wire Underground	Other	km																			
Protection	Multicore Cable	Other	km																			
Cable Bridge	Cable Bridge	Bridge	Each																			
Cable Tunnel	Cable Tunnel	Tunnel	km																			
Batteries	Batteries at 132kV Substations	Batteries	Each																			
Batteries	Batteries at 275kV Substations	Batteries	Each																			
Batteries	Batteries at 400kV Substations	Batteries	Each																			
Total	**Cable**	**HV**	**km**	-	-	-	-	-	-	-	-	-	-	-	-	-	-	-	-	-	-	-
Total	**Circuit Breaker**	**HV**	**Each**	-	-	-	-	-	-	-	-	-	-	-	-	-	-	-	-	-	-	-
Total	**Cable**	**33**	**km**	-	-	-	-	-	-	-	-	-	-	-	-	-	-	-	-	-	-	-
Total	**Circuit Breaker**	**33**	**Each**	-	-	-	-	-	-	-	-	-	-	-	-	-	-	-	-	-	-	-
Total	**Earth Wire**	**33**	**km**	-	-	-	-	-	-	-	-	-	-	-	-	-	-	-	-	-	-	-
Total	**Earth Wire Fittings**	**33**	**Per Set**	-	-	-	-	-	-	-	-	-	-	-	-	-	-	-	-	-	-	-
Total	**Overhead Pole Line**	33	**km**	-	-	-	-	-	-	-	-	-	-	-	-	-	-	-	-	-	-	-
Total	**Overhead Pole Line**	**33**	**Each**	-	-	-	-	-	-	-	-	-	-	-	-	-	-	-	-	-	-	-
Total	**Overhead Line Fittings**	**33**	**Each**	-	-	-	-	-	-	-	-	-	-	-	-	-	-	-	-	-	-	-
Total	**Overhead Tower Line**	**33**	**Each**	-	-	-	-	-	-	-	-	-	-	-	-	-	-	-	-	-	-	-
Total	**Overhead Tower Line**	**33**	**km**	-	-	-	-	-	-	-	-	-	-	-	-	-	-	-	-	-	-	-
Total	**Cable**	**132**	**km**	-	-	-	-	-	-	-	-	-	-	-	-	-	-	-	-	-	-	-
Total	**Circuit Breaker**	**132**	**Each**	-	-	-	-	-	-	-	-	-	-	-	-	-	-	-	-	-	-	-
Total	**Earth Wire**	**132**	**km**	-	-	-	-	-	-	-	-	-	-	-	-	-	-	-	-	-	-	-
Total	**Earth Wire Fittings**	**132**	**Per Set**	-	-	-	-	-	-	-	-	-	-	-	-	-	-	-	-	-	-	-
Total	**FACTS**	**132**	**Per Installation**	-	-	-	-	-	-	-	-	-	-	-	-	-	-	-	-	-	-	-
Total	**Overhead Pole Line**	**132**	**km**	-	-	-	-	-	-	-	-	-	-	-	-	-	-	-	-	-	-	-
Total	**Overhead Pole Line**	**132**	**Each**	-	-	-	-	-	-	-	-	-	-	-	-	-	-	-	-	-	-	-
Total	**Overhead Line Fittings**	**132**	**Each**	-	-	-	-	-	-	-	-	-	-	-	-	-	-	-	-	-	-	-
Total	**Overhead Tower Line**	**132**	**Each**	-	-	-	-	-	-	-	-	-	-	-	-	-	-	-	-	-	-	-
Total	**Overhead Tower Line**	**132**	**km**	-	-	-	-	-	-	-	-	-	-	-	-	-	-	-	-	-	-	-
Total	**Reactor**	**132**	**Each**	-	-	-	-	-	-	-	-	-	-	-	-	-	-	-	-	-	-	-
Total	**Transformer**	**132**	**Each**	-	-	-	-	-	-	-	-	-	-	-	-	-	-	-	-	-	-	-
Total	**Cable**	**275**	**km**	-	-	-	-	-	-	-	-	-	-	-	-	-	-	-	-	-	-	-
Total	**Circuit Breaker**	**275**	**Each**	-	-	-	-	-	-	-	-	-	-	-	-	-	-	-	-	-	-	-
Total	**Earth Wire**	**275**	**km**	-	-	-	-	-	-	-	-	-	-	-	-	-	-	-	-	-	-	-
Total	**Earth Wire Fittings**	**275**	**Per Set**	-	-	-	-	-	-	-	-	-	-	-	-	-	-	-	-	-	-	-
Total	**FACTS**	**275**	**Per Installation**	-	-	-	-	-	-	-	-	-	-	-	-	-	-	-	-	-	-	-
Total	**Overhead Pole Line**	**275**	**km**	-	-	-	-	-	-	-	-	-	-	-	-	-	-	-	-	-	-	-
Total	**Overhead Pole Line**	**275**	**Each**	-	-	-	-	-	-	-	-	-	-	-	-	-	-	-	-	-	-	-
Total	**Overhead Line Fittings**	**275**	**Each**	-	-	-	-	-	-	-	-	-	-	-	-	-	-	-	-	-	-	-
Total	**Overhead Tower Line**	**275**	**Each**	-	-	-	-	-	-	-	-	-	-	-	-	-	-	-	-	-	-	-
Total	**Overhead Tower Line**	**275**	**km**	-	-	-	-	-	-	-	-	-	-	-	-	-	-	-	-	-	-	-
Total	**Reactor**	**275**	**Each**	-	-	-	-	-	-	-	-	-	-	-	-	-	-	-	-	-	-	-
Total	**Transformer**	**275**	**Each**	-	-	-	-	-	-	-	-	-	-	-	-	-	-	-	-	-	-	-
Total	**Cable**	**400**	**km**	-	-	-	-	-	-	-	-	-	-	-	-	-	-	-	-	-	-	-
Total	**Circuit Breaker**	**400**	**Each**	-	-	-	-	-	-	-	-	-	-	-	-	-	-	-	-	-	-	-
Total	**Earth Wire**	**400**	**km**	-	-	-	-	-	-	-	-	-	-	-	-	-	-	-	-	-	-	-
Total	**Earth Wire Fittings**	**400**	**Per Set**	-	-	-	-	-	-	-	-	-	-	-	-	-	-	-	-	-	-	-
Total	**FACTS**	**400**	**Per Installation**	-	-	-	-	-	-	-	-	-	-	-	-	-	-	-	-	-	-	-
Total	**Overhead Pole Line**	**400**	**km**	-	-	-	-	-	-	-	-	-	-	-	-	-	-	-	-	-	-	-
Total	**Overhead Pole Line**	**400**	**Each**	-	-	-	-	-	-	-	-	-	-	-	-	-	-	-	-	-	-	-
Total	**Overhead Line Fittings**	**400**	**Each**	-	-	-	-	-	-	-	-	-	-	-	-	-	-	-	-	-	-	-
Total	**Overhead Tower Line**	**400**	**Each**	-	-	-	-	-	-	-	-	-	-	-	-	-	-	-	-	-	-	-
Total	**Overhead Tower Line**	**400**	**km**	-	-	-	-	-	-	-	-	-	-	-	-	-	-	-	-	-	-	-
Total	**Reactor**	**400**	**Each**	-	-	-	-	-	-	-	-	-	-	-	-	-	-	-	-	-	-	-
Total	**Transformer**	**400**	**Each**	-	-	-	-	-	-	-	-	-	-	-	-	-	-	-	-	-	-	-
Total	**HVDC**	**HVDC**	**Per Installation**	-	-	-	-	-	-	-	-	-	-	-	-	-	-	-	-	-	-	-
Total	**HVDC**	**HVDC**	**Other**	-	-	-	-	-	-	-	-	-	-	-	-	-	-	-	-	-	-	-
Total	**Protection**	**Other**	**Individual Schemes**	-	-	-	-	-	-	-	-	-	-	-	-	-	-	-	-	-	-	-
Total	**Protection**	**Other**	**km**	-	-	-	-	-	-	-	-	-	-	-	-	-	-	-	-	-	-	-
Total	**Cable Bridge**	**Bridge**	**Each**	-	-	-	-	-	-	-	-	-	-	-	-	-	-	-	-	-	-	-
Total	**Cable Tunnel**	**Tunnel**	**km**	-	-	-	-	-	-	-	-	-	-	-	-	-	-	-	-	-	-	-
Total	**Batteries**	**Batteries**	**Each**	-	-	-	-	-	-	-	-	-	-	-	-	-	-	-	-	-	-	-
Protection - Memo	11kV VT	Other	Each																			
Protection - Memo	33kV VT	Other	Each																			
Protection - Memo	132kV VT	Other	Each																			
Protection - Memo	132kV CT	Other	Each																			
Protection - Memo	275kV VT	Other	Each																			
Protection - Memo	275kV CT	Other	Each																			
Protection - Memo	400kV VT	Other	Each																			
Protection - Memo	400kV CT	Other	Each																			

Disposals

Total			RIIO T1								RIIO T2					RIIO >T2						Total		
RIIO T1	RIIO T2	RIIO >T2	2014	2015	2016	2017	2018	2019	2020	2021	2022	2023	2024	2025	2026	2027	2028	2029	2030	2031	>2031	RIIO T1	RIIO T2	RIIO >T2
#	#	#	#	#	#	#	#	#	#	#	#	#	#	#	#	#	#	#	#	#	#	#	#	#
-	-	-																				-	-	-
-	-	-																				-	-	-
-	-	-																				-	-	-
-	-	-																				-	-	-
-	-	-																				-	-	-
-	-	-																				-	-	-
-	-	-																				-	-	-
-	-	-																				-	-	-
-	-	-																				-	-	-
-	-	-																				-	-	-
-	-	-																				-	-	-
-	-	-																				-	-	-
-	-	-																				-	-	-
-	-	-																				-	-	-
-	-	-																				-	-	-
-	-	-																				-	-	-
-	-	-																				-	-	-
-	-	-																				-	-	-
-	-	-																				-	-	-
-	-	-																				-	-	-
-	-	-																				-	-	-
-	-	-																				-	-	-
-	-	-																				-	-	-
-	-	-																				-	-	-
-	-	-																				-	-	-
-	-	-																				-	-	-
-	-	-																				-	-	-
-	-	-																				-	-	-
-	-	-																				-	-	-
-	-	-																				-	-	-
-	-	-																				-	-	-
-	-	-																				-	-	-
-	-	-																				-	-	-
-	-	-																				-	-	-
-	-	-																				-	-	-
-	-	-																				-	-	-
-	-	-																				-	-	-
-	-	-																				-	-	-
-	-	-																				-	-	-
-	-	-																				-	-	-
-	-	-																				-	-	-
-	-	-																				-	-	-
-	-	-																				-	-	-
-	-	-																				-	-	-
-	-	-																				-	-	-
-	-	-																				-	-	-
-	-	-																				-	-	-
-	-	-																				-	-	-
-	-	-																				-	-	-
-	-	-																				-	-	-
-	-	-																				-	-	-
-	-	-																				-	-	-
-	-	-																				-	-	-
-	-	-																				-	-	-
-	-	-																				-	-	-
-	-	-																				-	-	-
-	-	-																				-	-	-
-	-	-																				-	-	-
-	-	-																				-	-	-
-	-	-																				-	-	-
-	-	-																				-	-	-
-	-	-																				-	-	-
-	-	-																				-	-	-
-	-	-																				-	-	-
-	-	-																				-	-	-
-	-	-																				-	-	-
-	-	-																				-	-	-
-	-	-																				-	-	-
-	-	-																				-	-	-
-	-	-																				-	-	-
-	-	-																				-	-	-
-	-	-																				-	-	-
-	-	-																				-	-	-
-	-	-																				-	-	-
-	-	-																				-	-	-
-	-	-																				-	-	-
-	-	-																				-	-	-
-	-	-																				-	-	-
-	-	-																				-	-	-
-	-	-																				-	-	-
-	-	-																				-	-	-
-	-	-																				-	-	-
-	-	-																				-	-	-
-	-	-																				-	-	-
-	-	-																				-	-	-
-	-	-																				-	-	-
-	-	-																				-	-	-
-	-	-																				-	-	-
-	-	-																				-	-	-
-	-	-																				-	-	-
-	-	-																				-	-	-
-	-	-																				-	-	-
-	-	-																				-	-	-
-	-	-																				-	-	-
-	-	-																				-	-	-
-	-	-																				-	-	-
-	-	-																				-	-	-
-	-	-																				-	-	-
-	-	-																				-	-	-
-	-	-																				-	-	-
-	-	-																				-	-	-
-	-	-																				-	-	-
-	-	-	-	-	-	-	-	-	-	-	-	-	-	-	-	-	-	-	-	-	-	-	-	-
-	-	-	-	-	-	-	-	-	-	-	-	-	-	-	-	-	-	-	-	-	-	-	-	-
-	-	-	-	-	-	-	-	-	-	-	-	-	-	-	-	-	-	-	-	-	-	-	-	-
-	-	-	-	-	-	-	-	-	-	-	-	-	-	-	-	-	-	-	-	-	-	-	-	-
-	-	-	-	-	-	-	-	-	-	-	-	-	-	-	-	-	-	-	-	-	-	-	-	-
-	-	-	-	-	-	-	-	-	-	-	-	-	-	-	-	-	-	-	-	-	-	-	-	-
-	-	-	-	-	-	-	-	-	-	-	-	-	-	-	-	-	-	-	-	-	-	-	-	-
-	-	-	-	-	-	-	-	-	-	-	-	-	-	-	-	-	-	-	-	-	-	-	-	-
-	-	-	-	-	-	-	-	-	-	-	-	-	-	-	-	-	-	-	-	-	-	-	-	-
-	-	-	-	-	-	-	-	-	-	-	-	-	-	-	-	-	-	-	-	-	-	-	-	-
-	-	-	-	-	-	-	-	-	-	-	-	-	-	-	-	-	-	-	-	-	-	-	-	-
-	-	-	-	-	-	-	-	-	-	-	-	-	-	-	-	-	-	-	-	-	-	-	-	-
-	-	-	-	-	-	-	-	-	-	-	-	-	-	-	-	-	-	-	-	-	-	-	-	-
-	-	-	-	-	-	-	-	-	-	-	-	-	-	-	-	-	-	-	-	-	-	-	-	-
-	-	-	-	-	-	-	-	-	-	-	-	-	-	-	-	-	-	-	-	-	-	-	-	-
-	-	-	-	-	-	-	-	-	-	-	-	-	-	-	-	-	-	-	-	-	-	-	-	-
-	-	-	-	-	-	-	-	-	-	-	-	-	-	-	-	-	-	-	-	-	-	-	-	-
-	-	-	-	-	-	-	-	-	-	-	-	-	-	-	-	-	-	-	-	-	-	-	-	-
-	-	-	-	-	-	-	-	-	-	-	-	-	-	-	-	-	-	-	-	-	-	-	-	-
-	-	-	-	-	-	-	-	-	-	-	-	-	-	-	-	-	-	-	-	-	-	-	-	-
-	-	-	-	-	-	-	-	-	-	-	-	-	-	-	-	-	-	-	-	-	-	-	-	-
-	-	-	-	-	-	-	-	-	-	-	-	-	-	-	-	-	-	-	-	-	-	-	-	-
-	-	-	-	-	-	-	-	-	-	-	-	-	-	-	-	-	-	-	-	-	-	-	-	-
-	-	-	-	-	-	-	-	-	-	-	-	-	-	-	-	-	-	-	-	-	-	-	-	-
-	-	-	-	-	-	-	-	-	-	-	-	-	-	-	-	-	-	-	-	-	-	-	-	-
-	-	-	-	-	-	-	-	-	-	-	-	-	-	-	-	-	-	-	-	-	-	-	-	-
-	-	-	-	-	-	-	-	-	-	-	-	-	-	-	-	-	-	-	-	-	-	-	-	-
-	-	-	-	-	-	-	-	-	-	-	-	-	-	-	-	-	-	-	-	-	-	-	-	-
-	-	-	-	-	-	-	-	-	-	-	-	-	-	-	-	-	-	-	-	-	-	-	-	-
-	-	-	-	-	-	-	-	-	-	-	-	-	-	-	-	-	-	-	-	-	-	-	-	-
-	-	-	-	-	-	-	-	-	-	-	-	-	-	-	-	-	-	-	-	-	-	-	-	-
-	-	-	-	-	-	-	-	-	-	-	-	-	-	-	-	-	-	-	-	-	-	-	-	-
-	-	-	-	-	-	-	-	-	-	-	-	-	-	-	-	-	-	-	-	-	-	-	-	-
-	-	-	-	-	-	-	-	-	-	-	-	-	-	-	-	-	-	-	-	-	-	-	-	-
-	-	-	-	-	-	-	-	-	-	-	-	-	-	-	-	-	-	-	-	-	-	-	-	-
-	-	-	-	-	-	-	-	-	-	-	-	-	-	-	-	-	-	-	-	-	-	-	-	-
-	-	-	-	-	-	-	-	-	-	-	-	-	-	-	-	-	-	-	-	-	-	-	-	-
-	-	-	-	-	-	-	-	-	-	-	-	-	-	-	-	-	-	-	-	-	-	-	-	-
-	-	-	-	-	-	-	-	-	-	-	-	-	-	-	-	-	-	-	-	-	-	-	-	-
-	-	-	-	-	-	-	-	-	-	-	-	-	-	-	-	-	-	-	-	-	-	-	-	-
-	-	-	-	-	-	-	-	-	-	-	-	-	-	-	-	-	-	-	-	-	-	-	-	-
-	-	-	-	-	-	-	-	-	-	-	-	-	-	-	-	-	-	-	-	-	-	-	-	-
-	-	-	-	-	-	-	-	-	-	-	-	-	-	-	-	-	-	-	-	-	-	-	-	-
-	-	-	-	-	-	-	-	-	-	-	-	-	-	-	-	-	-	-	-	-	-	-	-	-
-	-	-	-	-	-	-	-	-	-	-	-	-	-	-	-	-	-	-	-	-	-	-	-	-
-	-	-	-	-	-	-	-	-	-	-	-	-	-	-	-	-	-	-	-	-	-	-	-	-
-	-	-	-	-	-	-	-	-	-	-	-	-	-	-	-	-	-	-	-	-	-	-	-	-
-	-	-	-	-	-	-	-	-	-	-	-	-	-	-	-	-	-	-	-	-	-	-	-	-
-	-	-	-	-	-	-	-	-	-	-	-	-	-	-	-	-	-	-	-	-	-	-	-	-
-	-	-	-	-	-	-	-	-	-	-	-	-	-	-	-	-	-	-	-	-	-	-	-	-
-	-	-	-	-	-	-	-	-	-	-	-	-	-	-	-	-	-	-	-	-	-	-	-	-
-	-	-	-	-	-	-	-	-	-	-	-	-	-	-	-	-	-	-	-	-	-	-	-	-
-	-	-	-	-	-	-	-	-	-	-	-	-	-	-	-	-	-	-	-	-	-	-	-	-
-	-	-	-	-	-	-	-	-	-	-	-	-	-	-	-	-	-	-	-	-	-	-	-	-
-	-	-																				-	-	-
-	-	-																				-	-	-
-	-	-																				-	-	-
-	-	-																				-	-	-
-	-	-																				-	-	-
-	-	-																				-	-	-
-	-	-																				-	-	-
-	-	-																				-	-	-

RIIO-T2 Business Plan Data Template
Scottish Hydro Electric Transmission
Workbook C: Non Load
Version 1.0 - Submitted on 09 Dec 2019
Sheet: C5 Faults and Failures
Prices Base: 2018/19

Volumes

	RIIO T1								RIIO T2					Total	
	2014	2015	2016	2017	2018	2019	2020	2021	2022	2023	2024	2025	2026	RIIO T1	RIIO T2
	#	#	#	#	#	#	#	#	#	#	#	#	#	#	#
Faults Main Assets															
Transformers	18.0	8.0	3.0	22.0	21.0	24.0	25.0	26.0	24.0	24.0	20.0	18.0	14.0	147.0	100.0
Reactors	-	-	-	1.0	2.0	2.0	2.0	2.0	2.0	1.0	1.0	1.0	1.0	9.0	6.0
Circuit Breakers	17.0	27.0	19.0	15.0	17.0	23.0	26.0	26.0	23.0	23.0	20.0	16.0	13.0	170.0	95.0
Overhead Lines	105.0	123.0	51.0	49.0	32.0	41.0	50.0	51.0	54.0	52.0	48.0	43.0	38.0	502.0	235.0
Underground Cables	5.0	1.0	4.0	1.0	-	1.0	1.0	1.0	1.0	-	-	-	-	14.0	1.0
Protection & control	5.0	21.0	12.0	2.0	4.0	7.0	11.0	15.0	15.0	16.0	14.0	12.0	8.0	77.0	65.0
Compensation (SVCs and MSCs)	3.0	2.0	3.0	5.0	3.0	3.0	3.0	3.0	2.0	2.0	1.0	1.0	1.0	25.0	7.0
Substation Auxiliaries	-	-	-	3.0	-	1.0	-	-	-	-	-	-	-	4.0	-
Total	153.0	182.0	92.0	98.0	79.0	102.0	118.0	124.0	121.0	118.0	104.0	91.0	75.0	948.0	509.0
Failures Main Assets															
Transformers	-	-	-	-	-	-	-	-	-	-	-	-	-	-	-
Reactors	-	-	-	-	-	-	-	-	-	-	-	-	-	-	-
Circuit Breakers	-	-	-	1.0	-	-	-	-	-	-	-	-	-	1.0	-
Overhead Lines	-	-	-	-	-	-	-	-	-	-	-	-	-	-	-
Underground Cables	1.0	-	-	-	-	-	-	-	-	-	-	-	-	1.0	-
Protection & control	-	-	2.0	-	-	-	-	-	-	-	-	-	-	2.0	-
Compensation (SVCs and MSCs)	-	-	-	-	-	-	-	-	-	-	-	-	-	-	-
Substation Auxiliaries	-	-	-	-	-	-	-	-	-	-	-	-	-	-	-
Total	1.0	-	2.0	1.0	-	-	-	-	-	-	-	-	-	4.0	-
Total Non-Weather related Faults															
Transformers	14.0	7.0	3.0	21.0	17.0	21.0	22.0	22.0	20.0	20.0	17.0	15.0	12.0	127.0	84.0
Reactors	-	-	-	1.0	2.0	2.0	2.0	2.0	2.0	1.0	1.0	1.0	1.0	9.0	6.0
Circuit breakers	17.0	27.0	17.0	14.0	15.0	19.0	22.0	22.0	18.0	18.0	16.0	12.0	10.0	153.0	74.0
Overhead Lines	21.0	22.0	10.0	4.0	10.0	14.0	15.0	16.0	14.0	12.0	10.0	8.0	8.0	112.0	52.0
Underground Cables	5.0	1.0	4.0	-	-	1.0	1.0	1.0	1.0	-	-	-	-	13.0	1.0
Protection & control	5.0	19.0	11.0	2.0	4.0	4.0	6.0	8.0	6.0	5.0	4.0	4.0	3.0	59.0	22.0
Compensation (SVCs and MSCs)	2.0	1.0	3.0	5.0	3.0	3.0	3.0	3.0	2.0	2.0	1.0	1.0	1.0	23.0	7.0
Substation Auxiliaries	-	-	-	3.0	-	1.0	-	-	-	-	-	-	-	4.0	-
Total	64.0	77.0	48.0	50.0	51.0	65.0	71.0	74.0	63.0	58.0	49.0	41.0	35.0	500.0	246.0
Total Weather-related Trip and DAR Faults															
Transformers	4.00	1.00	-	1.00	4.0	3.0	3.0	4.0	4.0	4.0	3.00	3.00	2.00	20.0	16.0
Reactors	-	-	-	-	-	-	-	-	-	-	-	-	-	-	-
Circuit breakers	-	-	2.00	1.00	2.0	4.0	4.0	4.0	5.0	5.0	4.00	4.00	3.00	17.0	21.0
Overhead Lines	84.00	101.00	41.00	45.00	22.0	27.0	35.0	35.0	40.0	40.0	38.00	35.00	30.00	390.0	183.0
Underground Cables	-	-	-	1.00	-	-	-	-	-	-	-	-	-	1.0	-
Protection & control	-	2.00	1.00	-	-	3.0	5.0	7.0	9.0	11.0	10.00	8.00	5.00	18.0	43.0
Compensation (SVCs and MSCs)	1.00	1.00	-	-	-	-								2.0	-
Substation Auxiliaries	-	-	-	-	-	-	-	-	-	-	-	-	-	-	-
Total	89.0	105.0	44.0	48.0	28.0	37.0	47.0	50.0	58.0	60.0	55.0	50.0	40.0	428.0	247.0
Faults that required an outage of more than 3 hours															
Transformers	13.00	8.00	6.00	8.00	12.0	12.0	14.0	14.0	12.0	12.0	10.00	8.00	6.00	87.0	48.0
Reactors	1.00	-	-	-	2.0	2.0	2.0	2.0	2.0	2.0	2.00	2.00	2.00	9.0	10.0
Circuit breakers	7.00	9.00	13.00	6.00	11.0	15.0	14.0	14.0	14.0	12.0	10.00	9.00	8.00	89.0	53.0
Overhead Lines	15.00	19.00	13.00	8.00	6.0	8.0	10.0	11.0	12.0	10.0	10.00	7.00	5.00	90.0	44.0
Underground Cables	5.00	1.00	4.00	1.00	-	-	-	-	-	-	-	-	-	11.0	-
Protection & control	4.00	15.00	4.00	1.00	3.0	3.0	5.0	5.0	5.0	5.0	5.00	4.00	4.00	40.0	23.0
Compensation (SVCs and MSCs)	1.00	-	1.00	1.00	1.0	-	-	-	-	-	-	-	-	4.0	-
Substation Auxiliaries	-	-	-	3.00	-	-	-	-	-	-	-	-	-	3.0	-
Total	46.0	52.0	41.0	28.0	35.0	40.0	45.0	46.0	45.0	41.0	37.0	30.0	25.0	246.0	130.0
Total Faults															
Measurement Transformers	-	-	-	1.00	1.00	-	-	-	-	-	-	-	-	2.0	-
Other sub-cardinal assets	2.00	17.00	12.00	10.00	5.00	6.00	6.00	6.00	6.00	6.00	5.00	5.00	5.00	64.0	27.0
Total Sub-Cardinal Asset Faults	2.0	17.0	12.0	11.0	6.0	6.0	6.0	6.0	6.0	6.0	5.0	5.0	5.0	66.0	27.0
Total Failures															
Measurement Transformers	-	-	-	-	-	-	-	-	-	-	-	-	-	-	-
Other sub-cardinal assets	-	2.00	-	-	-	-	-	-	-	-	-	-	-	2.0	-
Total Sub-Cardinal Asset Failures	-	2.0	-	-	-	-	-	-	-	-	-	-	-	2.0	-

All Non-Weather Related Trips	Asset Type	2014								2015								2016								2017								2018								2019					
		Transformers	Reactors	Circuit Breakers	Overhead Lines	Underground Cables	Protection & control	Compensation (SVCs and MSCs)	Substation Auxiliaries	Transformers	Reactors	Circuit Breakers	Overhead Lines	Underground Cables	Protection & control	Compensation (SVCs and MSCs)	Substation Auxiliaries	Transformers	Reactors	Circuit Breakers	Overhead Lines	Underground Cables	Protection & control	Compensation (SVCs and MSCs)	Substation Auxiliaries	Transformers	Reactors	Circuit Breakers	Overhead Lines	Underground Cables	Protection & control	Compensation (SVCs and MSCs)	Substation Auxiliaries	Transformers	Reactors	Circuit Breakers	Overhead Lines	Underground Cables	Protection & control	Compensation (SVCs and MSCs)	Substation Auxiliaries	Transformers	Reactors	Circuit Breakers	Overhead Lines	Underground Cables	Protection & control
NAFIRS Cause Codes																																															
Weather (as a root cause, i.e. in excess of normal design parameters)																																															
01 Lightning																																															
02 Rain																																															
03 Snow, sleet and blizzard																																															
04 Ice																																															
05 Freezing fog and frost																																															
06 Wind and gale (incl. windborne material)																																															
07 Solar heat																																															
10 Airborne deposits (excl. windborne material)																																															
18 Flooding																																															
21 Windborne materials																																															
Environmental																																															
14 Condensation																																															
15 Corrosion				1						1		1														2								1								2					
16 Mechanical shock or vibration						1																																							1		
17 Ground subsidence																																													1		
19 Fire not due to faults					2																																2								3		
23 Falling live trees (not felled)					2								12								1																										
24 Falling dead trees (not felled)																																															
25 Growing trees																																													1		
22 Disruption of intended indoor environment (ie the surrounding building affects the supply)																																															
Birds, Animals And Insects																																															
30 Birds (including swans and geese)								1								1										1			1											1							
32 Vermin, wild animals and insects																								1																1							
33 Farm and domestic animals																																		1													
Third Party																																															
40 Metal theft																																															
39 Wilful damage, interference													1																																		
Accidental contact, damage or interference:																																															
41 By Cable TV companies or their contractors																																															
42 By Telecoms (eg BT/Mercury) or their contractors																																															
43 By Gas Companies or their contractors																																															
44 By Water/Sewage Companies or their contractors																																															
45 By Highway Authorities or their contractors																																															
48 Involving Farm workers or Farm implements																																															
49 Involving Aircraft or unmanned balloons																																															
50 By Private individuals (excluding 49 and 56)															1																																
53 By Unknown third parties																																															
54 By local building authorities or their contractors																																															
55 By private developers or their contractors																																															
56 Involving leisure pursuits																																															
57 By other third parties															1																																
58 By cable communication operators or their contractors																																															
TO																																															
60 Accidental contact, damage or interference by TO or their contractors (including Live Line work)																																															
61 Switching error by TO personnel												1								1						1																			1		
62 Testing or commissioning error by TO personnel		1					1								1								1											1													
63 Incorrect System Records, Circuit Labelling or identification																							1											1											1		
65 Incorrect application of TO Equipment																																															
66 Faulty installation or construction		3																		3						3					1			1		1	2					1	2	1			
67 Load current above previous assessment					1							1																																			
68 Incorrect protection settings or fuse ratings															1						1		1																			1					1
69 Unsuitable protection characteristics							2								1											5	1					1										1					3
70 Inadequate rupturing or short circuit capacity																																															
71 Deterioration due to age or wear (excl. corrosion)		1		6	3	1				4		12	1	1	1					4		1	1			1		7					1	2		4	1					3		4			
72 Fault on TO equipment faulting adjacent equipment															4													1	1										1								
73 Unsuitable paralleling conditions																																															
75 Operational or safety restrictions		1		8	1	1						3								1	1		2	1		2					1		1			1											
77 Inadequate or faulty maintenance		1																						1															1								
87 Local generation failure (isolated system)																																															
Other Network Operator																																															
Fault on other Transmission Owner's equipment																																															
Fault on TO equipment																																															
Third Party Private Generator or Authorised Electricity Operator																																															
TO equipment affected by private generator or authorised electricity operator (other than NGET)																																															
Manufacture																																															
90 Faulty manufacturing, design, assembly or materials		2										1			5			1		2	1		1			0		1	1			1										1					
Other																																															
98 Cause unclassified in this table		1		1	4							5						1		5	1		1			3		4				1	1	7	1	7	4		1	1		12		14	6	1	
99 Cause unknown		4		1	8	2	2	1		2		3	8		4			1		1	5	3	3			3		1	1			2		3	1	2	1		1								
Gross Total		14.0	-	17.0	21.0	5.0	5.0	2.0	-	7.0	-	27.0	22.0	1.0	19.0	1.0	-	3.0	-	17.0	10.0	4.0	11.0	3.0	-	21.0	1.0	14.0	4.0	-	2.0	5.0	3.0	17.0	2.0	15.0	10.0	-	4.0	3.0	-	21.0	2.0	19.0	14.0	1.0	4.0

All Non-Weather Related Failures	Asset Type	2014								2015								2016								2017								2018								2019					
		Transformers	Reactors	Circuit Breakers	Overhead Lines	Underground Cables	Protection & control	Compensation (SVCs and MSCs)	Substation Auxiliaries	Transformers	Reactors	Circuit Breakers	Overhead Lines	Underground Cables	Protection & control	Compensation (SVCs and MSCs)	Substation Auxiliaries	Transformers	Reactors	Circuit Breakers	Overhead Lines	Underground Cables	Protection & control	Compensation (SVCs and MSCs)	Substation Auxiliaries	Transformers	Reactors	Circuit Breakers	Overhead Lines	Underground Cables	Protection & control	Compensation (SVCs and MSCs)	Substation Auxiliaries	Transformers	Reactors	Circuit Breakers	Overhead Lines	Underground Cables	Protection & control	Compensation (SVCs and MSCs)	Substation Auxiliaries	Transformers	Reactors	Circuit Breakers	Overhead Lines	Underground Cables	Protection & control
NAFIRS Cause Codes																																															
Weather (as a root cause, i.e. in excess of normal design parameters)																																															
01 Lightning																																															
02 Rain																																															
03 Snow, sleet and blizzard																																															
04 Ice																																															
05 Freezing fog and frost																																															
06 Wind and gale (incl. windborne material)																																															
07 Solar heat																																															
10 Airborne deposits (excl. windborne material)																																															
18 Flooding																																															
21 Windborne materials																																															
Environmental																																															
14 Condensation																																															
15 Corrosion																																															
16 Mechanical shock or vibration																																															
17 Ground subsidence																																															
19 Fire not due to faults																																															
23 Falling live trees (not felled)																																															
24 Falling dead trees (not felled)																																															
25 Growing trees																																															
22 Disruption of intended indoor environment (ie the surrounding building affects the supply)																																															
Birds, Animals And Insects																																															
30 Birds (including swans and geese)																																															
32 Vermin, wild animals and insects																																															
33 Farm and domestic animals																																															
Third Party																																															
40 Metal theft																																															
39 Wilful damage, interference																																															
Accidental contact, damage or interference:																																															
41 By Cable TV companies or their contractors																																															
42 By Telecoms (eg BT/Mercury) or their contractors																																															
43 By Gas Companies or their contractors																																															
44 By Water/Sewage Companies or their contractors																																															
45 By Highway Authorities or their contractors																																															
48 Involving Farm workers or Farm implements																																															
49 Involving Aircraft or unmanned balloons																																															
50 By Private individuals (excluding 49 and 56)																																															
53 By Unknown third parties																																															
54 By local building authorities or their contractors																																															
55 By private developers or their contractors																																															
56 Involving leisure pursuits																																															
57 By other third parties																																															
58 By cable communication operators or their contractors																																															
TO																																															
60 Accidental contact, damage or interference by TO or their contractors (including Live Line work)																																															
61 Switching error by TO personnel																																															
62 Testing or commissioning error by TO personnel																																															
63 Incorrect System Records, Circuit Labelling or identification																																															
65 Incorrect application of TO Equipment																																															
66 Faulty installation or construction																																															
67 Load current above previous assessment																																															
68 Incorrect protection settings or fuse ratings																																															
69 Unsuitable protection characteristics																																															
70 Inadequate rupturing or short circuit capacity																																															
71 Deterioration due to age or wear (excl. corrosion)						1																	1																								
72 Fault on TO equipment faulting adjacent equipment																																															

73 Unsuitable paralleling conditions																																													
75 Operational or safety restrictions																																													
77 Inadequate or faulty maintenance																																													
87 Local generation failure (isolated system)																																													
Other Network Operator																																													
Fault on other Transmission Owner's equipment																																													
Fault on TO equipment																																													
Third Party Private Generator or Authorised Electricity Operator																																													
TO equipment affected by private generator or authorised electricity operator (other than NGET)																																													
Manufacture																																													
90 Faulty manufacturing, design, assembly or materials																										1																			
Other																																													
98 Cause unclassified in this table																					1																								
99 Cause unknown																																													
Gross Total	-	-	-	-	1.0	-	-	-	-	-	-	-	-	-	-	-	-	-	-	-	2.0	-	-	-	-	1.0	-	-	-	-	-	-	-	-	-	-	-	-	-	-	-	-	-	-	-

		2020								2021								2022								2023								2024								2025										
Compensation (SVCs and MSCs)	Substation Auxiliaries	Transformers	Reactors	Circuit Breakers	Overhead Lines	Underground Cables	Protection & control	Compensation (SVCs and MSCs)	Substation Auxiliaries	Transformers	Reactors	Circuit Breakers	Overhead Lines	Underground Cables	Protection & control	Compensation (SVCs and MSCs)	Substation Auxiliaries	Transformers	Reactors	Circuit Breakers	Overhead Lines	Underground Cables	Protection & control	Compensation (SVCs and MSCs)	Substation Auxiliaries	Transformers	Reactors	Circuit Breakers	Overhead Lines	Underground Cables	Protection & control	Compensation (SVCs and MSCs)	Substation Auxiliaries	Transformers	Reactors	Circuit Breakers	Overhead Lines	Underground Cables	Protection & control	Compensation (SVCs and MSCs)	Substation Auxiliaries	Transformers	Reactors	Circuit Breakers	Overhead Lines	Underground Cables	Protection & control	Compensation (SVCs and MSCs)	Substation Auxiliaries	Transformers	Reactors	Circuit Breakers
3	1																																																				
		22	2	22	15	1	6	3	0	22	2	22	16	1	8	3	0	20	2	18	14	1	6	2	0	20	1	18	12	0	5	2	0	17	1	16	10	0	4	1	0	15	1	12	8	0	4	1	0	12	1	10
3.0	1.0	22.0	2.0	22.0	15.0	1.0	6.0	3.0	-	22.0	2.0	22.0	16.0	1.0	8.0	3.0	-	20.0	2.0	18.0	14.0	1.0	6.0	2.0	-	20.0	1.0	18.0	12.0	-	5.0	2.0	-	17.0	1.0	16.0	10.0	-	4.0	1.0	-	15.0	1.0	12.0	8.0	-	4.0	1.0	-	12.0	1.0	10.0

2026				
Overhead Lines	**Underground Cables**	**Protection & control**	**Compensation (SVCs and MSCs)**	**Substation Auxiliaries**
8	0	3	1	0
8.0	-	3.0	1.0	-
2026				
Overhead Lines	**Underground Cables**	**Protection & control**	**Compensation (SVCs and MSCs)**	**Substation Auxiliaries**

-	-	-	-	-

Internal Only

RIIO-T2 Business Plan Data Template
Scottish Hydro Electric Transmission
Workbook D: INOE
Version 1.0 - Submitted on 09 Dec 2019
Sheet: D4.3a Non Op Capex
Prices Base: 2018/19

Costs

Non Operational Capex by cost category

	RIIO T1								RIIO T2					RIIO >T2						Total		
	2014	2015	2016	2017	2018	2019	2020	2021	2022	2023	2024	2025	2026	2027	2028	2029	2030	2031	>2031	RIIO T1	RIIO T2	RIIO >T2
	£m	£m	£m	£m	£m	£m	£m	£m	£m	£m	£m	£m	£m	£m	£m	£m	£m	£m	£m	£m	£m	£m
IT & Telecoms	-	0.729	1.420	4.893	5.093	2.827	2.446	3.106	8.592	12.695	11.898	5.074	3.417	-	-	-	-	-	-	20.514	41.676	-
Vehicles																						-
Non-Operational Property (inc. Office Equipment)																						-
Small Tools, Equipment, Plant & Machinery																						-
Total Non Operational Capex	0.338	2.122	1.805	5.042	5.224	3.087	3.277	3.341	18.607	37.836	35.161	13.309	7.474	-	-	-	-	-	-	24.236	112.387	-

IT & Telecoms Expenditure by Project

IT System/Projects > £1m	**Description**	**ID**	2014	2015	2016	2017	2018	2019	2020	2021	2022	2023	2024	2025	2026	2027	2028	2029	2030	2031	>2031	RIIO T1	RIIO T2	RIIO >T2
Networks Mobility																								-
Networks Asset Mgt System																								-
GIS replacement																								-
ENMAC																								-
																								-
																								-
																								-
Connections Case Management	Provision of connection application information	5.30																						-
Transmission Universal Information	Provision of live network information to staff &	5.60																						-
Master Data Management and Data Lake	Establish the portability of data as recommende	6.30																						-
Data Enrichment and Analytics	Improvement of data quality and analytics	6.40																						-
Smart Monitoring Integration	Facilitate the IT requirements of smart monitor	6.50																						-
Linear Assets - Underground and Subsea C	Enable the informed assessment of undergroun	6.60																						-
BIM	Achievement of BIM Level 2	6.70																						-
Enabling Technologies	Including 3D metal printing and Augmented Re	6.80																						-
Investment Optimisation	Investment analytics including network heath a	6.10																						-
Total Work Management	Inclusion of planning & scheduling of internal w	7.20																						-
Inventory Management System	Inventory and stock management of long lead	7.30																						-
Environmental Management Solution	Consolidation of multiple enviornmental system	7.4.1																						-
Deployment of new DR Site (Inverness)	Hosting of communications, servers and workst	8.20																						-
																								-
																						-	-	-
																						-	-	-
																						-	-	-
																						-	-	-
																						-	-	-
																						-	-	-
																						-	-	-
																						-	-	-
																						-	-	-
																						-	-	-
																						-	-	-
																						-	-	-
																						-	-	-
																						-	-	-
																						-	-	-
																						-	-	-
																						-	-	-
																						-	-	-
																						-	-	-
																						-	-	-
																						-	-	-
																						-	-	-
																						-	-	-
																						-	-	-
																						-	-	-
																						-	-	-
																						-	-	-
																						-	-	-
																						-	-	-
																						-	-	-
																						-	-	-
																						-	-	-
																						-	-	-
																						-	-	-
																						-	-	-
																						-	-	-
																						-	-	-
																						-	-	-
																						-	-	-
																						-	-	-
																						-	-	-
																						-	-	-
																						-	-	-
																						-	-	-
																						-	-	-
																						-	-	-
																						-	-	-
																						-	-	-
																						-	-	-
																						-	-	-
																						-	-	-
																						-	-	-
																						-	-	-
																						-	-	-
																						-	-	-
																						-	-	-
																						-	-	-
																						-	-	-
																						-	-	-
																						-	-	-
																						-	-	-
																						-	-	-
																						-	-	-
																						-	-	-
																						-	-	-
																						-	-	-
																						-	-	-
																						-	-	-
																						-	-	-
																						-	-	-
																						-	-	-
																						-	-	-
																						-	-	-
																						-	-	-
																						-	-	-
																						-	-	-
																						-	-	-
																						-	-	-
																						-	-	-
																						-	-	-
																						-	-	-
																						-	-	-
																						-	-	-
																						-	-	-
																						-	-	-
																						-	-	-
																						-	-	-
																						-	-	-
																						-	-	-

Total IT Expenditure > 1m	-	0.028	0.153	3.376	4.781	2.344	1.790	2.831	7.840	9.638	9.806	3.319	3.123	-	-	-	-	-	-	15.303	33.726	-
Other IT Expenditure	-	0.701	1.267	1.517	0.312	0.483	0.656	0.275	0.752	3.057	2.092	1.755	0.293	-						5.211	7.949	-
Total IT Expenditure	-	0.729	1.420	4.893	5.093	2.827	2.446	3.106	8.592	12.695	11.898	5.074	3.417	-	-	-	-	-	-	20.514	41.676	-

RIIO-T2 Business Plan Data Template
Scottish Hydro Electric Transmission
Workbook 0: DNOE
Version 1.0 - Submitted on 09 Dec 2019
Sheet: D4.5 CAI
Prices Base: 2018/19

Costs

	RIIO T1								RIIO T2					RIIO >T2						Total		
	2014	2015	2016	2017	2018	2019	2020	2021	2022	2023	2024	2025	2026	2027	2028	2029	2030	2031	>2031	RIIO T1	RIIO T2	RIIO >T2
	£m	£m	£m	£m	£m	£m	£m	£m	£m	£m	£m	£m	£m	£m	£m	£m	£m	£m	£m	£m	£m	£m
By category type																						
Operational IT & Telecoms																						-
Project Management																						-
Network Design & Engineering																						-
System mapping																						-
Engineering Management & Clerical Support																						-
Network Policy (incl. R&D)																						-
Health, Safety & Environment																						-
Operational Training																						-
Stores & Logistics																						-
Vehicles & Transport																						-
Market Facilitation																						-
Network Planning																						-
Total Gross Costs	**30.500**	**34.114**	**38.004**	**35.303**	**36.149**	**38.935**	**43.500**	**43.826**	**51.991**	**51.806**	**50.561**	**50.374**	**50.639**	**-**	**-**	**-**	**-**	**-**	**-**	**300.331**	**255.371**	**-**

Asset Additions/Activity Volumes

	RIIO T1								RIIO T2					RIIO >T2					
	2014	2015	2016	2017	2018	2019	2020	2021	2022	2023	2024	2025	2026	2027	2028	2029	2030	2031	>2031
	£m	£m	£m	£m	£m	£m	£m	£m	£m	£m	£m	£m	£m	£m	£m	£m	£m	£m	£m

Disposals

	RIIO T1								RIIO T2					RIIO >T2						Total		
	2014	2015	2016	2017	2018	2019	2020	2021	2022	2023	2024	2025	2026	2027	2028	2029	2030	2031	>2031	RIIO T1	RIIO T2	RIIO >T2
	£m	£m	£m	£m	£m	£m	£m	£m	£m	£m	£m	£m	£m	£m	£m	£m	£m	£m	£m	£m	£m	£m

		Unit costs																					
		RIIO T1								RIIO T2					RIIO >T2						Total		
		2014	2015	2016	2017	2018	2019	2020	2021	2022	2023	2024	2025	2026	2027	2028	2029	2030	2031	>2031	RIIO T1	RIIO T2	RIIO >T2
		£m	£m	£m	£m	£m	£m	£m	£m	£m	£m	£m	£m	£m	£m	£m	£m	£m	£m	£m	£m	£m	£m

RIIO-T2 Business Plan Data Template
Scottish Hydro Electric Transmission
Workbook C: Non Load
Version 1.0 - Submitted on 09 Dec 2019
Sheet: D4.6 BS
Prices Base: 2018/19

Costs

	RIIO T1								RIIO T2					RIIO >T2						Total		
	2014	2015	2016	2017	2018	2019	2020	2021	2022	2023	2024	2025	2026	2027	2028	2029	2030	2031	>2031	RIIO T1	RIIO T2	RIIO >T2
	£m	£m	£m	£m	£m	£m	£m	£m	£m	£m	£m	£m	£m	£m	£m	£m	£m	£m	£m	£m	£m	£m
By category type																						
IT & telecoms																						-
Property management																						-
HR & non-operational training																						-
Finance, audit & regulation																						-
Insurance																						-
Procurement																						-
CEO & group management																						-
Total Gross Costs	**8.103**	**9.269**	**12.662**	**13.520**	**14.418**	**15.094**	**17.520**	**17.521**	**19.985**	**21.019**	**21.290**	**21.366**	**21.261**	**-**	**-**	**-**	**-**	**-**	**-**	**108.108**	**104.921**	**-**
Insurance - Claims paid out to TO																				**-**	**-**	**-**
Other Income																				**-**	**-**	**-**
Total Net Costs	**8.103**	**9.269**	**12.662**	**13.520**	**14.418**	**15.094**	**17.520**	**17.521**	**19.985**	**21.019**	**21.290**	**21.366**	**21.261**	**-**	**-**	**-**	**-**	**-**	**-**	**108.108**	**104.921**	**-**
Check	OK	OK	OK	OK	OK	OK	OK	OK	OK	OK	OK	OK	OK	OK	OK	OK	OK	OK	OK			

Asset Additions/Activity Volumes

	RIIO T1								RIIO T2					RIIO >T2					
	2014	2015	2016	2017	2018	2019	2020	2021	2022	2023	2024	2025	2026	2027	2028	2029	2030	2031	>2031
	£m	£m	£m	£m	£m	£m	£m	£m	£m	£m	£m	£m	£m	£m	£m	£m	£m	£m	£m

Disposals

2014	2015
£m	£m

RIIO T1						RIIO T2					RIIO >T2						Total		
2016	2017	2018	2019	2020	2021	2022	2023	2024	2025	2026	2027	2028	2029	2030	2031	>2031	RIIO T1	RIIO T2	RIIO >T2
£m	£m	£m	£m	£m	£m	£m	£m	£m	£m	£m	£m	£m	£m	£m	£m	£m	£m	£m	£m

Unit costs

RIIO T1							RIIO T2					RIIO >T2						Total		
2014	2015	2016	2017	2018	2019	2020	2021	2022	2023	2024	2025	2026	2027	2028	2029	2030	2031	>2031	RIIO T1	RIIO T2	RIIO >T2
£m	£m	£m	£m	£m	£m	£m	£m	£m	£m	£m	£m	£m	£m	£m	£m	£m	£m	£m	£m	£m	£m

RIIO-T2 Business Plan Data Template
National Grid Gas Transmission
Workbook
Version 0.1 - Submitted on 01 Mar 2019
Sheet: D4.6b BS Alloc
Prices Base: 2018/19

Gross Cash Controllable Costs

			RIIO-T1								RIIO-T2					RIIO > T2						TOTALS		
			2014	2015	2016	2017	2018	2019	2020	2021	2022	2023	2024	2025	2026	2027	2028	2029	2030	2031	>2031	RIIO T1	RIIO T2	RIIO>T2
			£	£	£	£	£	£	£	£	£	£	£	£	£	£	£	£	£	£	£	£	£	£
Business Support Total	**Entity**	**Unit**																						
	ETO	£m														-	-	-	-	-	-			-
	GTO	£m														-	-	-	-	-	-			-
	GSO	£m														-	-	-	-	-	-			-
	ESO	£m														-	-	-	-	-	-			-
	DNO	£m														-	-	-	-	-	-			-
	Non Reg - Other Group	£m														-	-	-	-	-	-			-
	Non Reg - External Customer	£m														-	-	-	-	-	-			-
	Transmission Total	£m	8.102	9.269	12.662	13.520	14.420	15.096	17.522	17.523	19.987	21.021	21.292	21.368	21.263	-	-	-	-	-	-	108.113	104.929	-
	Group Total	**£m**	258.053	264.589	294.494	286.819	310.157	310.833	313.259	313.260	315.724	316.758	317.029	317.105	317.000	-	-	-	-	-	-	2,351.463	1,583.614	-
IT & Telecoms	**Entity**	**Unit**																						
	ETO	£m																						-
	GTO	£m																						-
	GSO	£m																						-
	ESO	£m																						-
	DNO	£m																						-
	Non Reg - Other Group	£m																						-
	Non Reg - External Customer	£m																						-
	Transmission Total	£m																						-
	Group Total	**£m**	112.765	128.122	145.114	139.591	163.061	163.642	163.849	163.850	164.575	165.413	165.515	165.562	165.475	-	-	-	-	-	-	1,179.994	826.540	-
Property Management	**Entity**	**Unit**																						
	ETO	£m																						-
	GTO	£m																						-
	GSO	£m																						-
	ESO	£m																						-
	DNO	£m																						-
	Non Reg - Other Group	£m																						-
	Non Reg - External Customer	£m																						-
	Transmission Total	£m																						-
	Group Total	**£m**	37.363	35.929	37.597	44.819	50.429	50.433	50.533	50.533	50.843	50.993	51.143	51.243	51.243	-	-	-	-	-	-	357.635	255.463	-
HR & Non-operational Training	**Entity**	**Unit**																						
	ETO	£m																						-
	GTO	£m																						-
	GSO	£m																						-
	ESO	£m																						-
	DNO	£m																						-
	Non Reg - Other Group	£m																						-
	Non Reg - External Customer	£m																						-
	Transmission Total	£m																						-
	Group Total	**£m**	19.132	16.952	19.027	18.456	20.181	19.986	20.290	20.290	21.015	21.015	21.015	21.015	21.015	-	-	-	-	-	-	154.313	105.074	-
Finance, Audit & Regulation	**Entity**	**Unit**																						
	ETO	£m																						-
	GTO	£m																						-
	GSO	£m																						-
	ESO	£m																						-
	DNO	£m																						-
	Non Reg - Other Group	£m																						-
	Non Reg - External Customer	£m																						-
	Transmission Total	£m																						-
	Group Total	**£m**	16.656	17.301	21.263	20.606	21.300	21.481	22.561	22.561	23.029	23.029	23.029	23.029	23.029	-	-	-	-	-	-	163.730	115.146	-
Insurance	**Entity**	**Unit**																						
	ETO	£m																						-
	GTO	£m																						-
	GSO	£m																						-
	ESO	£m																						-
	DNO	£m																						-
	Non Reg - Other Group	£m																						-
	Non Reg - External Customer	£m																						-
	Transmission Total	£m																						-
	Group Total	**£m**	33.987	30.253	30.649	28.486	22.515	22.542	22.742	22.742	22.822	22.868	22.887	22.816	22.798	-	-	-	-	-	-	213.917	114.193	-
Procurement	**Entity**	**Unit**																						
	ETO	£m																						-
	GTO	£m																						-
	GSO	£m																						-
	ESO	£m																						-
	DNO	£m																						-
	Non Reg - Other Group	£m																						-
	Non Reg - External Customer	£m																						-
	Transmission Total	£m																						-
	Group Total	**£m**	4.388	5.460	7.798	8.196	8.747	8.941	9.154	9.154	9.154	9.154	9.154	9.154	9.154	-	-	-	-	-	-	61.839	45.771	-
CEO & group management	**Entity**	**Unit**																						
	ETO	£m																						-
	GTO	£m																						-
	GSO	£m																						-
	ESO	£m																						-
	DNO	£m																						-
	Non Reg - Other Group	£m																						-
	Non Reg - External Customer	£m																						-
	Transmission Total	£m																						-
	Group Total	**£m**	33.762	30.572	33.046	26.665	23.924	23.807	24.129	24.129	24.285	24.285	24.285	24.285	24.285	-	-	-	-	-	-	220.035	121.426	-