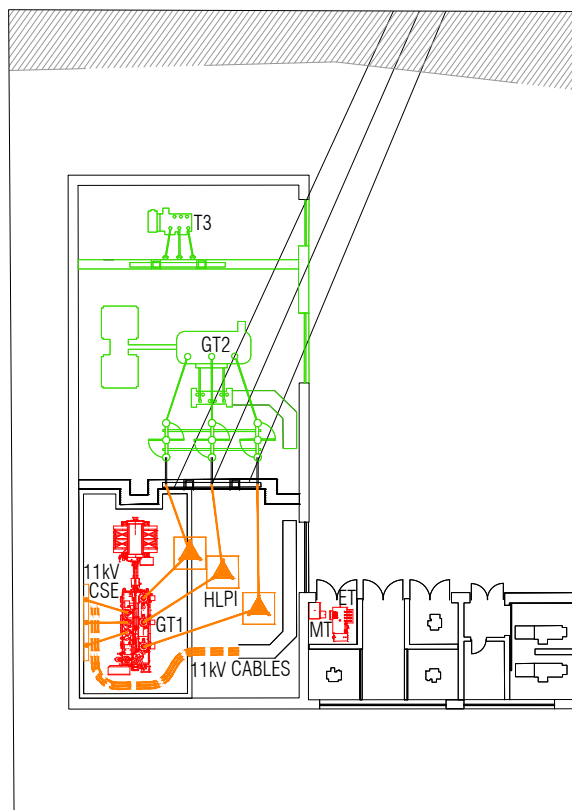


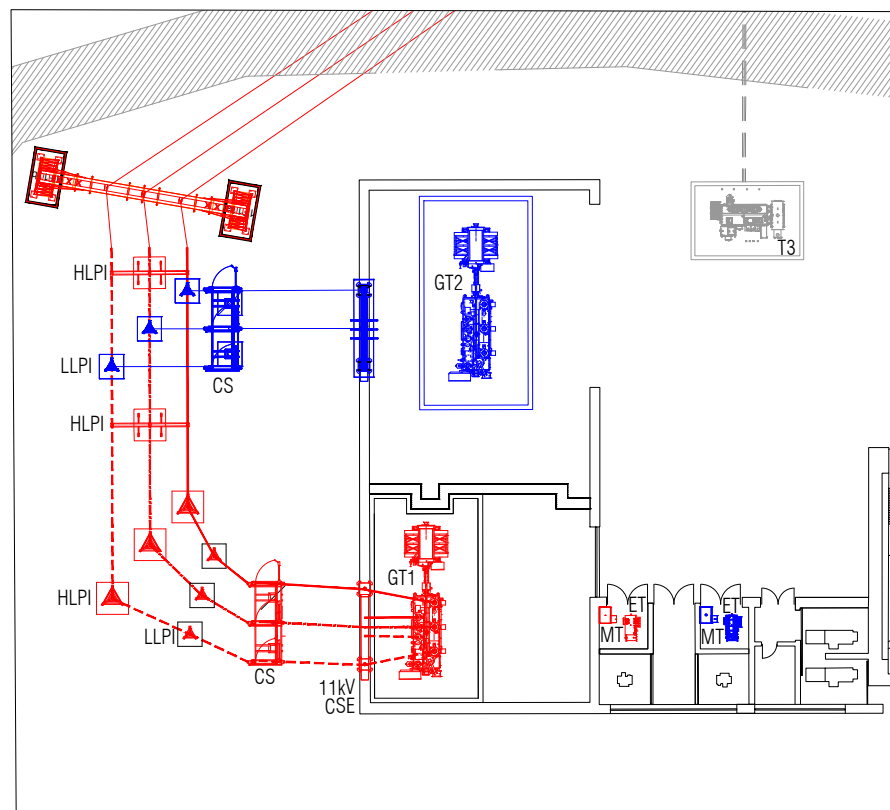
A3



PROPOSED INTERIM ARRANGEMENT 1
SUMMER 2020

SCALE 1:500

- NEW
- TEMPORARY
- TO BE REMOVED



PROPOSED INTERIM ARRANGEMENT 2
EARLY SUMMER 2021

SCALE 1:500

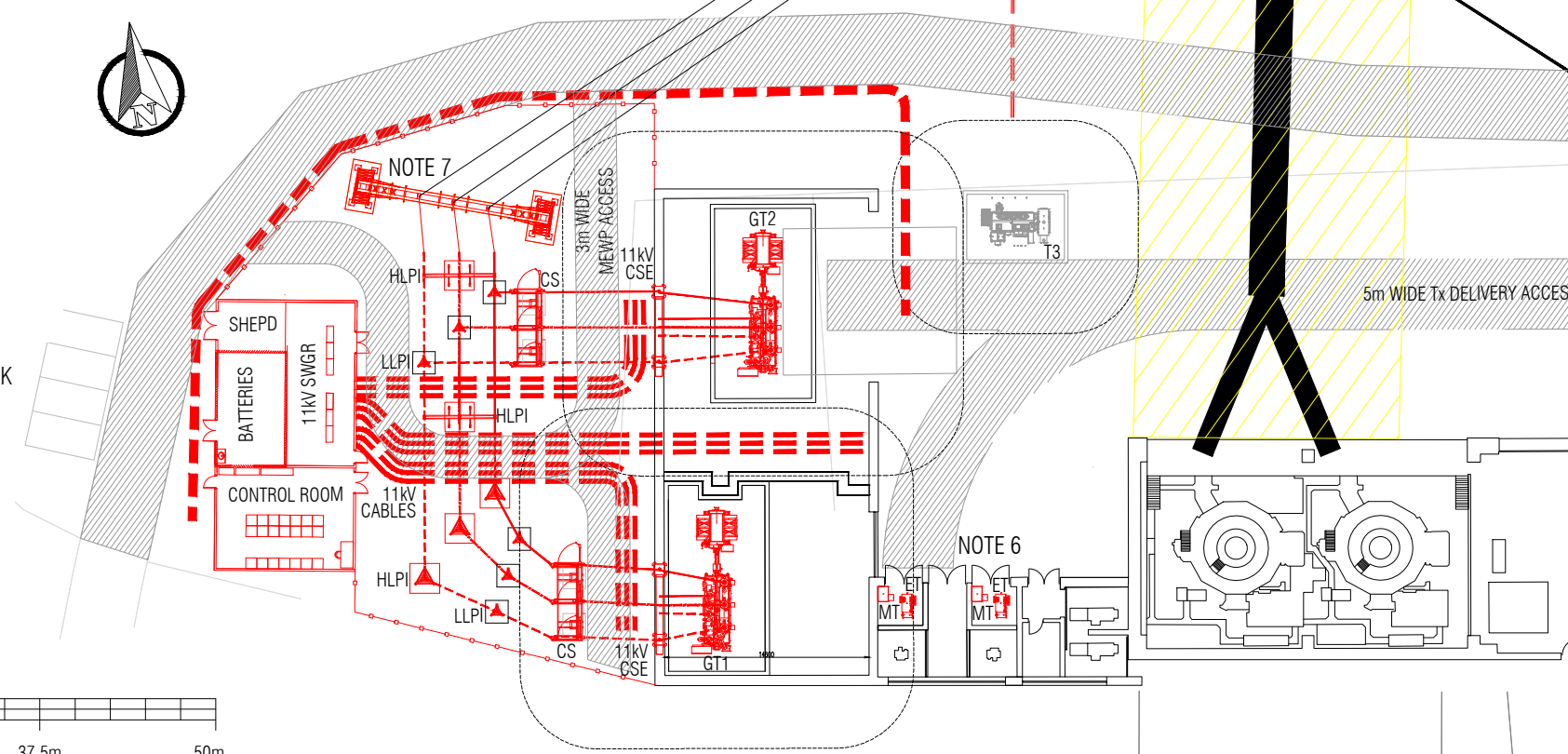
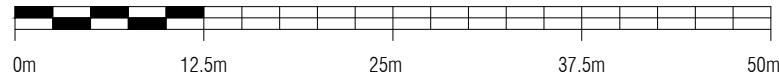
- ENERGISED EARLY SUMMER 2021
- ENERGISED LATE SUMMER 2021

PROPOSED FINAL ARRANGEMENT
LATE SUMMER 2021

SCALE 1:500

- 8m EXCLUSION ZONE AROUND PENSTOCK
- EXISTING PIPELINE
- EXISTING
- NEW
- FIRE DAMAGE ZONE
- FENCE LINE
- CABLE TRENCH
- ACCESS ROAD TO FISH PASS

SCALE AT 1:500



LIST OF ALL RELEVANT DRAWINGS OR DOCUMENTS THAT DIRECTLY RELATE TO THE CURRENT REVISION OF THE DRAWING

DOCUMENT REFERENCE:

NOTES:-

1. EXISTING SSE BUILDING FROM SSE DRAWING 251_1104_0001
2. ALL EQUIPMENT SHOWN TO BE FINALISED AND CONFIRMED BY ENGINEER/DESIGN TEAM AND UNTIL DONE SO ALL ASPECTS OF THE SHOWN DESIGN ARE SUBJECT TO CHANGE.
3. ALL EQUIPMENT SHOWN TO BE CONSIDERED NEW.
4. ALL DIMENSIONS GIVEN IN MILLIMETRES (mm) U.N.O.
5. SURGE ARRESTORS ON 132kV & 11kV SIDE OF EACH GT.
6. PROVISIONAL LOCATION OF ET & MT.
7. GANTRY CTs.

RELATED DRAWINGS:-

- PT321_LOCH_1117_0001_00 LOCHAY EXISTING SINGLE LINE DIAGRAM
- PT321_LOCH_1117_0002_00 LOCHAY PROPOSED SINGLE LINE DIAGRAM

**PRELIMINARY DESIGN ONLY
NOT TO BE USED FOR
CONSTRUCTION**

DRAFT

Rev: OD	Drawn: CM	Approved:	Description: DRAFT FOR INTERNAL COMMENT
Checked:	Date: 15.11.19		



SSE Inveralmond House, 200 Dunkeld Road
Perth, PH1 3AQ, UK www.sse.com

Project: LOCHAY 132/11kV TRANSFORMER REPLACEMENT

Project Number: PT000321 **Location:** LOCHAY

Title: LOCHAY 132/11kV SUBSTATION PROPOSED ELECTRICAL LAYOUT INTERIM ARRANGEMENT

Drawing Status: For Information **Drawn:** CM

Scale: AS STATED **Checked:**

Date: 17.10.19 **Approved:**

Drawing Number: PT321_LOCH_1104_0010 **Sheet No:** 00 **Revision No:** 0D

Date Plotted: 15.11.2019

File Name: PT321_LOCH_1104_0010_00_00 DRAFT LOCHAY ELEC LAYOUT PROPOSED INTERIM ARRANGEMENT.dwg